

**Shared Revenue Estimates: State Revenue Allocations to Cities and Counties**  
**Local Streets and Roads Estimates: 2017-18, 2018-19**  
**Including Highway Users Tax Account (HUTA) and**  
**Road Maintenance and Rehabilitation Account (RMRA)**

The state of California imposes per-gallon excise taxes on gasoline and diesel fuel, sales taxes on gasoline and diesel fuel and registration taxes on motor vehicles with allocations dedicated to transportation purposes. These allocations flow through the Highway Users Tax Account (HUTA), the familiar gasoline tax revenues that have been in place for decades, and the Road Maintenance and Rehabilitation Account which allocates much of the revenue from the Road Repair and Accountability Act of 2017 (SB1 Beall).

California taxes on motor vehicle fuels include the gasoline tax, diesel fuel tax, and the use fuel tax. Taxes on aircraft jet fuel are transferred to the state Aeronautics Account. Taxes on fuel used for other motor vehicles are transferred to the state Highway Users Tax Account include:

- The “gasoline tax” and “diesel fuel tax” imposed on the use of vehicle fuels at the rate of 13 cent per gallon for diesel fuel and 18 cent per gallon for gasoline, which includes the 9 cent per gallon rate added by Proposition 111 (1994).
- The “use fuel tax” is imposed on vendors and users of motor vehicle fuels that are not taxed under either the gasoline or diesel fuel tax, such as liquefied petroleum gas, ethanol, methanol and natural gas (both liquid and gaseous) for use on state highways. Use Fuel Tax rates vary depending on the type of fuel.
- Variable rate per gallon gasoline diesel fuel excise taxes imposed in 2010-11 in a complicated arrangement known as the “fuel tax swap.” The fuel tax swap replaced the previous Proposition 42 sales tax on gasoline.

Other transportation taxes are allocated to cities and counties through the Road Maintenance and Rehabilitation Account (RMRA) which allocates revenue from the Road Repair and Accountability Act of 2017 (SB1 Beall) to local streets and roads and other transportation uses. Revenue allocated through the RMRA includes:

- An additional 12 cent per gallon increase to the gasoline excise tax effective November 1, 2017.
- An additional 20 cent per gallon increase to the diesel fuel excise tax effective November 1, 2017 with half of the revenues going to the state Trade Corridor Enhancement Account (TCEA) and half to the RMRA.
- An additional vehicle registration tax called the “Transportation Improvement Fee” with rates based on the value of the motor vehicle effective January 1, 2018.
- An additional \$100 vehicle registration tax on zero emissions vehicles of model year 2020 or later effective July 1, 2020.

The Road Repair and Accountability Act of 2017 (SB1 Beall) also adopted annual inflationary adjustments to all per-gallon motor vehicle fuel excise taxes including the rates allocated through the Highway Users Tax Account (HUTA).

# Highway Users Tax Account (HUTA)

## Revenue Allocations – Streets & Highways Code Sec 2103-2108 “HUTA”

Cities and counties receive revenue from the motor vehicle fuel taxes imposed pursuant to Revenue and Taxation Code Section 7360(a) and (b) through the Highway User Tax Account under the following formulas outlined in the Streets and Highways code and illustrated in Figure 1.

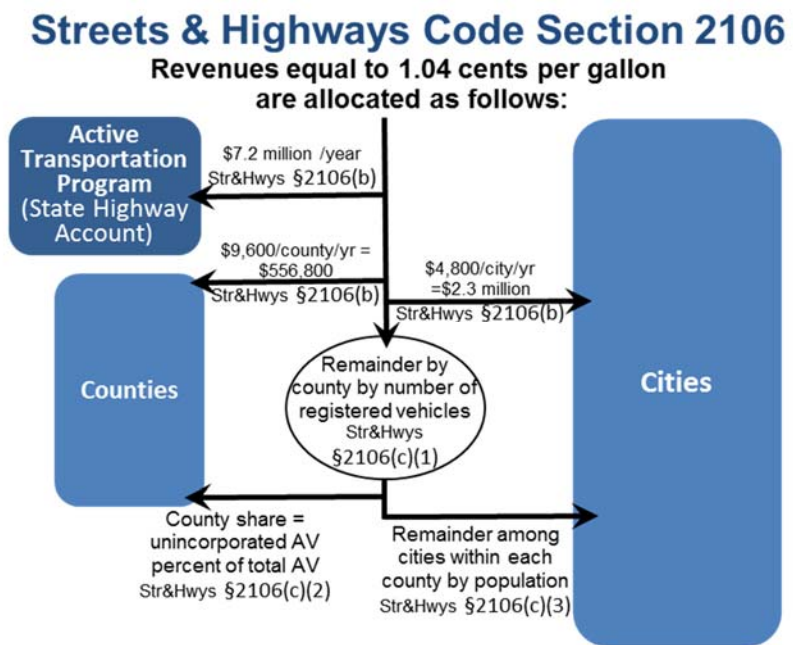
**Section 2104.** Section 2104 allocates funds to counties with designated allotments for engineering and administration, snow removal, heavy rainfall / storm damage as well as county streets, roads and public mass transit guideways and facilities.

**Section 2105.** Section 2105(a) allocates 11.5 percent of the tax revenues in excess of 9 cents per gallon (i.e. the Proposition 111 rate) monthly among counties based on population.

Section 2105(b) allocates 11.5 percent of the tax revenues in excess of 9 cents per gallon (i.e. the Proposition 111 rate) monthly among cities based on population.

**Section 2106.** Revenues equal to 1.04 cents per gallon are allocated as follows:

- a. \$7.2 million per year to the State Bicycle Transportation Account.
- b. \$400 per month to each city (about \$2.3 million per year)
- c. \$800 per month to each county (\$556,800 per year)
- d. The residual amount to each county and the cities in that county based on registered vehicles. In each county, from this amount, the county receives an allotment based on the share of assessed value of the county which is in the unincorporated area. The remainder is allocated to the cities within the county based on population.



**Section 2107.** This section provides monthly allocations to cities of 1.315 cents per gallon of gasoline, 1.8 cents per gallon of diesel, and 2.59 cents per liquefied petroleum gas (LPG), as follows.

- a. Each city with snow removal costs in excess of \$5,000 is allocated 50 percent of the cost exceeding \$5,000.
- b. The remainder is allocated to cities based on population.

**Section 2107.5.** These funds (about \$2.6 million per year) are allocated to cities annually in July based on population as follows:

<b>Streets &amp; Highway Code §2107.5</b>	
<b>City Population</b>	<b>Annual Allocation</b>
over 500,000	\$ 20,000
100,000 to 500,000	\$ 10,000
50,000 to 99,999	\$ 7,500
25,000 to 49,999	\$ 6,000
20,000 to 24,999	\$ 5,000
15,000 to 19,999	\$ 4,000
10,000 to 14,999	\$ 3,000
5,000 to 9,999	\$ 2,000
less than 5,000	\$ 1,000

Section 2107.5 funds must be used for engineering costs and administrative expenses related to city streets. Cities with populations under 10,000 may also expend the moneys for street construction or acquisition of street rights-of-way.

## **Section 2103 HUTA and the 2010 Gasoline Sales Tax – Excise Tax Swap**

In March 2010 as a part of a special budget session called by Governor Schwarzenegger, the Legislature enacted a swap of state sales taxes on gasoline for a gasoline excise tax. Intended to be “revenue neutral,” the fuel tax swap provided the Legislature with greater flexibility in the use of funds, in particular relieving the general fund from the cost of state transportation debt service payments. The fuel tax swap:

1. Repealed the state sales tax on gasoline (local rates including the Bradley Burns are NOT affected);
2. Increased the excise tax on gasoline by 17.322 cents and added an annual adjustment mechanism intended to ensure the new excise tax provides, over time, the same amount of revenues expected from the sales tax on gas (no more, no less);
3. Increased the sales tax on diesel by 1.75 percent and allocates 75 percent to local transit agencies and 25 percent to state transit programs. The excise tax on diesel is reduced from 18 cents to 13.6 cents. Sales tax revenues from diesel must go to transit funding.
4. Provided for a specific allocation of the funds among state and local transportation needs.

Revenues from the new Section 2103 excise tax rate are now allocated as follows:

1. State transportation debt service;
2. Remainder allocated:
  - a. 44% to the State Transportation Improvement Program (STIP);
  - b. 12% State Highway Operation and Protection Program (SHOPP);
  - c. 44% evenly split between cities and counties using current HUTA formulas.

Section 2103 funds are allocated to cities on a per capita basis and to counties 75% based on the proportion of registered vehicles and 25% based on the proportion of maintained county road miles.

The law includes expressed legislative intent to fully replace the local streets and road funds cities and counties would have received under Proposition 42 state sales tax on gasoline with allocations from the new higher motor vehicle excise tax (HUTA) rate.

However, the swap created certain revenue effects related to the timing and receipt of revenues. In particular, the law provides that the new excise tax rate be adjusted annually by the BOE to garner an amount of revenues equal to what Prop42 would have provided in the prior year. Thus, the annual Sec 2103 funds are always “looking backward.” If the Section 2103 amounts generate less than Prop42 would have, the difference will not be made up until the following year.

In the years following the swap, there were a number of snafus and changes in interpretation of the Section 2103 allocation. In FY2011-12 SCO allocated more money to cities and counties and did not fully backfill state transportation programs for weight fees that were used for debt service and loans that those funds would have otherwise received. This was contrary to the Legislature’s intention, but the statute was not clear. The statute was clarified in the 2013 budget to clarify the original intent of the weight fee swap to fully backfill state transportation funds. [Streets & Highways Code 2103 (a)(1)(D)].

*In February of 2018, the Board of Equalization failed to take action* on the staff recommendation to increase the variable gasoline tax rate by 4 cents per gallon. This assumed rate increase had been built into the statewide revenue estimates computed by the California Department of Finance in the January Proposed budget and in the individual city and county revenue allocation estimates I provided in January.

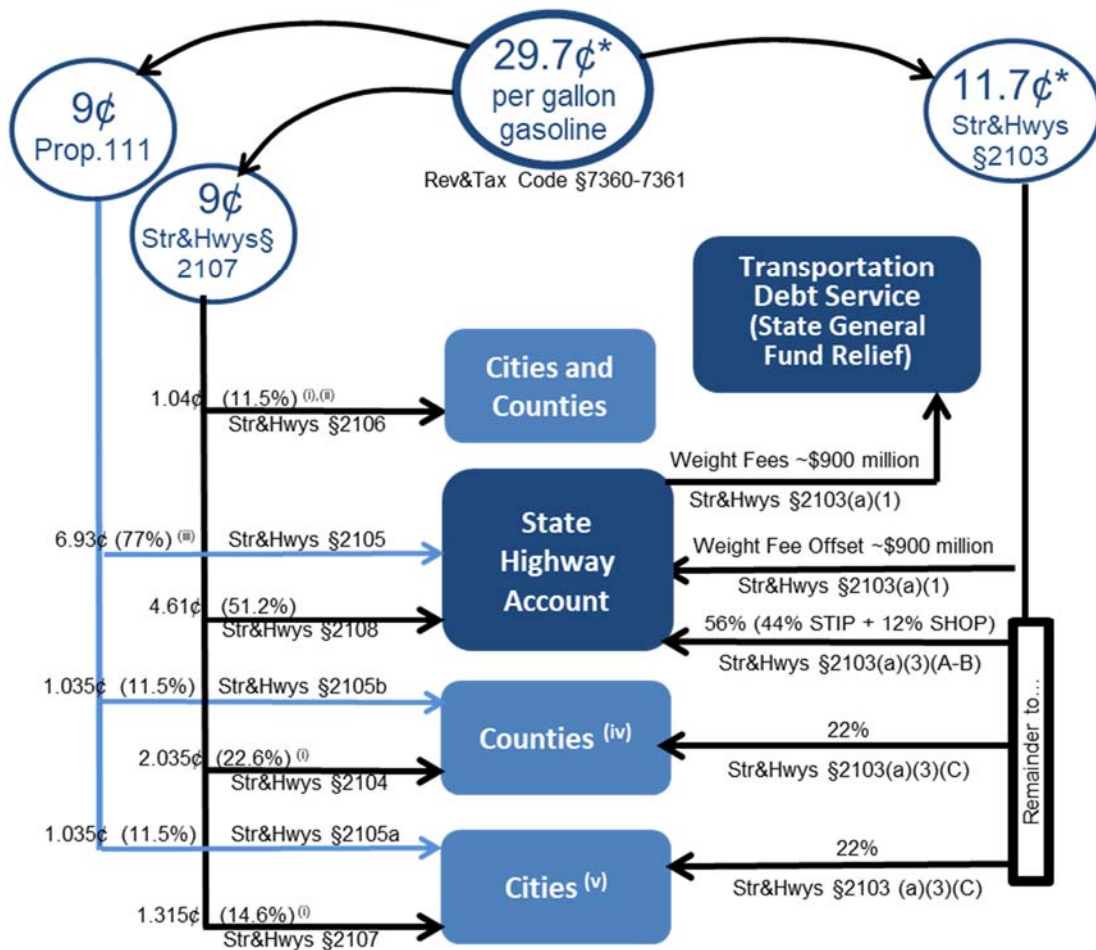
*The Governor’s May revision includes a revision to the revenues expected from the Section 2103 variable gas tax rate due to the BOE failure to adjust the rate this year. This means a reduction of \$253.3 million in anticipated city and county local streets and roads revenues in FY2018-19.*

The Section 2103 Local Streets and Roads allocation to cities and counties has declined from \$864 million in 2013-14 to \$693 million in 2014-15 to \$332 million in FY2015-16 and \$175 million in FY2016-17. FY2017-18 revenues are on track to reach \$268.5 million but, due to BOE’s failure to enact a rate increase this year, will fall slightly to \$252.5 million for FY2018-19.

SB1 (Beall) removes BOE’s discretionary rate setting role over the Section 2103 variable rate and resets the variable rate at 17.3 cents per gallon on July 1, 2019, up from the current 11.7 cents. This adjustment will add roughly \$350 million of LSR revenue, more doubling Section 2103 revenue allocations for FY2019-20 over the prior year.

<b>Price-Based (Fuel Tax Swap) Rates</b>		
<b>Effective Date</b>	<b>Variable Rate</b>	<b>Total Rate / Gallon</b>
July 1, 2010	\$0.173	\$0.353
July 1, 2011	\$0.177	\$0.357
July 1, 2012	\$0.180	\$0.360
July 1, 2013	\$0.215	\$0.395
July 1, 2014	\$0.180	\$0.360
July 1, 2015	\$0.120	\$0.300
July 1, 2016	\$0.098	\$0.278
July 1, 2017	\$0.117	\$0.297
July 1, 2018	\$0.117	\$0.297
July 1, 2019	\$0.173	\$0.353

## Allocation of Highway User Tax Revenues



\*This is the current rate through June 30, 2018. In February 2018, the BOE will announce a rate adjustment effective July 1, 2018. Effective July 1, 2019 the §2103 rate is reset to 17.3 cents per gallon and adjusted annually for inflation thereafter. For current rates see [https://www.boe.ca.gov/sptaxprog/tax\\_rates\\_stfd.htm](https://www.boe.ca.gov/sptaxprog/tax_rates_stfd.htm)

(i) The 4.39¢ local share of diesel fuel tax is allocated 1.8¢ to counties and 2.59¢ to cities.

(ii) Str&Hwy Code §2106 funds are distributed based on registered vehicles, assessed property valuation, and population.

(iii) A portion of funds in State Highway Account is allocated among counties and cities for Regional Transportation Improvement Programs.

(iv) County apportionments are based on numbers of registered vehicles and county road mileage.

### Changes to HUTA Allocated Rates, Including the Variable Rate by the Road Repair and Accountability Act of 2017 (SB1 Beall)

In addition to increasing various fuel and motor vehicle registration taxes, the Road Repair and Accountability Act of 2017 (SB1 Beall) will reset the price-based gasoline excise tax to its 2010 year original 17.3 cent per gallon rate on July 1, 2019 and eliminate henceforth the complicated and problematic price-based rate adjustment

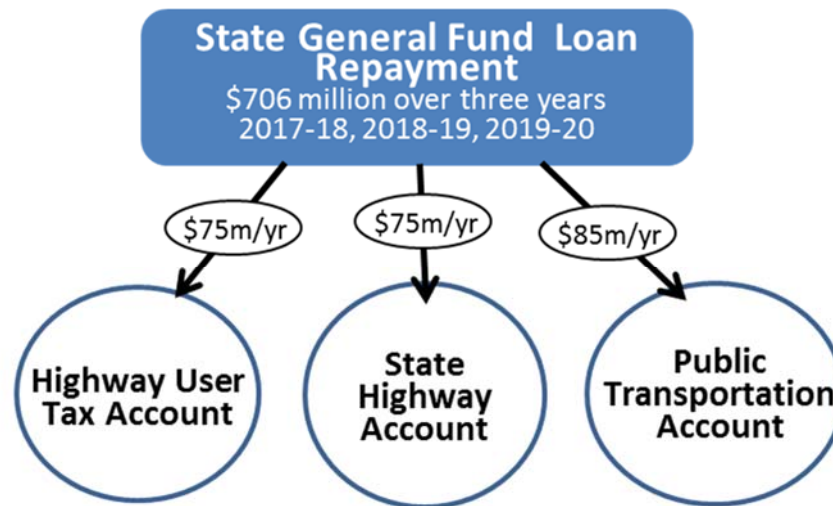
procedure implemented annually by the Board of Equalization (BOE). ***There will be one more price-based rate adjustment by the BOE to the rate effective July 1, 2018 for the FY2018-19 year.***

With regard to diesel fuel taxes, SB1 eliminated upon its enactment the price-based adjustment mechanism applied to the diesel fuel tax rate. The diesel fuel tax rate will remain at its current 16 cents per gallon until July 1, 2020.

On July 1, 2020, and every July 1 thereafter, the gasoline and diesel fuel excise tax rates including the 18 cent per gallon base rate, the 17.3 percent per gallon rate, the diesel fuel excise tax rate and vehicle registration taxes will be increased by the change in the California Consumer Price Index.

### Three Year State General Fund Loan Repayment Funds

SB1 stipulates the repayment of \$706 million by the state General Fund to transportation funds over three fiscal years: 2017-18, 2018-19, and 2019-20. The Governor and Legislature have been repaying transportation funds for previous borrowings for several years. Thus far the repayments have gone to other transportation programs that were owed. Under SB1, \$75 million will be allocated to local streets and roads from these loan repayments in each of these three years. These funds will be allocated half to cities and half to counties with the city funds allocated among cities on a per capita basis, the county funds allocated among counties based on numbers of registered vehicles and county road mileage. These revenues should be treated as HUTA.<sup>1</sup>



### Use of Funds: HUTA

The use of local Motor Vehicle Fuel Tax funds is restricted by Article XIX of the California State Constitution and by Streets and Highways Code Section 2101. All Motor Vehicle Fuel Tax funds allocated from the Highway Users Tax Account must be expended for the following:

- (a) The research, planning, construction, improvement, maintenance, and operation of public streets and highways (and their related public facilities for nonmotorized traffic), including the mitigation of their environmental effects, the payment for property taken or damaged for such purposes, and the administrative costs necessarily incurred in the foregoing purposes.

<sup>1</sup> Note that the “loan repayment” is between the state general fund and state transportation funds. From an accounting standpoint this is NOT a debt repayment to local agencies, it is simply revenue.

(b) The research and planning for exclusive public mass transit guideways (and their related fixed facilities), the payment for property taken or damaged for such purposes, and the administrative costs necessarily incurred in the foregoing purposes.

(c) The construction and improvement of exclusive public mass transit guideways (and their related fixed facilities), including the mitigation of their environmental effects, the payment for property taken or damaged for such purposes, the administrative costs necessarily incurred in the foregoing purposes, and the maintenance of the structures and the immediate right-of-way for the public mass transit guideways.

(d) The payment of principal and interest on voter-approved bonds issued for the purposes specified above.

**Road Maintenance and Rehabilitation Account (RMRA)**

**Revenue Allocations – Streets & Highways Code Sec 2031 “RMRA”**

The Road Repair and Accountability Act of 2017 (SB1 Beall) is a significant new investment in California’s transportation systems of about \$5.2 billion per year. The Act increases per gallon fuel excise taxes, diesel fuel sales taxes and vehicle registration taxes, stabilizes the problematic price-based fuel tax rates and provides for inflationary adjustments to rates in future years. The Act will more than double local streets and road funds allocated through the Highway Users Tax Account, allocating funds from new taxes through a new “Road Maintenance and Rehabilitation Account (RMRA).

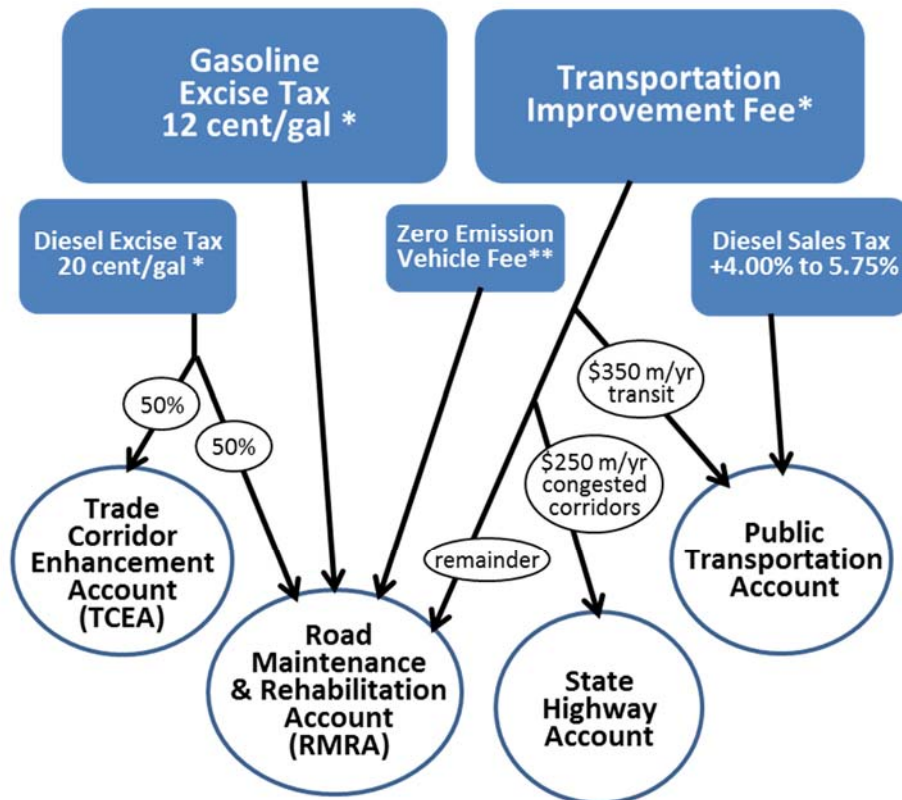
The RMRA receives funds<sup>2</sup> from the following new taxes imposed under the Road Repair and Accountability Act of 2017:

- A 12 cent per gallon increase to the gasoline excise tax effective November 1, 2017.
- A 20 cent per gallon increase to the diesel fuel excise tax effective November 1, 2017, half of which will be allocated to Trade Corridors Enhancement Account (TCEA) with the remaining half to the RMRA.
- A new vehicle registration tax called the “transportation improvement fee,” effective January 1, 2018, based on the market value of the vehicle.
- An additional new \$100 vehicle registration tax on zero emission vehicles model year 2020 and later effective July 1, 2020.
- Annual rate increases to these taxes beginning July 1, 2020 (July 1, 2021 for the ZEV fee), and every July 1 thereafter for the change in the California Consumer Price Index. The first adjustment to be made on July 1, 2020 will cover CPI change for two years: November 1, 2017 through November 12, 2019.

<b>Transportation Improvement Fee</b>	
<b>(Vehicle Registration Tax)</b>	
SB1 (2017) Rev&Tax \$11050	
<b>Vehicle Value</b>	<b>Fee</b>
Under \$5,000.....	\$25
\$5,000-\$24,999.....	\$50
\$25,000-\$34,999.....	\$100
\$35,000-\$59,999.....	\$150
\$60,000 and over.....	\$175

<sup>2</sup> In addition, funds from a 4 percent increase in the diesel sales tax to 5.75 percent from the prior 1.75 percent effective November 1, 2017 are allocated to the Public Transportation Account.

## Road Maintenance and Rehabilitation Account Revenues



\* adjusted for inflation annually beginning 7/1/2020

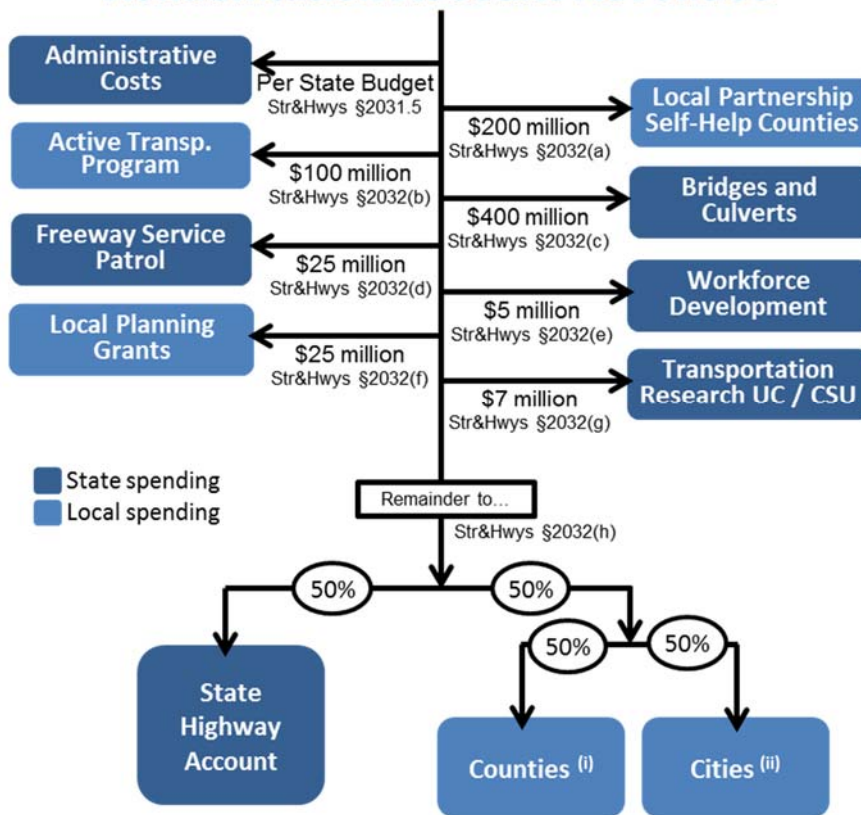
\*\* effective 7/1/2020 adjusted for inflation annually beginning 7/1/2021

The Road Repair and Accountability Act directs the State Controller to allocate, on a monthly basis, fifty percent of the revenues in the RMRA to the State Highway Operation and Protection Program (SHOP) in the State Highway Account and half to cities and counties. But there are a series of specific program allocations, subject to appropriation in the annual state budget, to be taken out first:

1. Administrative costs.
2. \$200 million for the State-Local-Partnership Program for existing and aspiring self-help jurisdictions.
3. \$100 million annually for the Active Transportation Program for the purpose of encouraging increased use of active modes of transportation, such as biking and walking.
4. \$400 million for state bridge and culvert maintenance and rehabilitation.
5. \$25 million for the state's Freeway Service Patrol program.
6. \$5 million for five years through FY 2021-22 for pre-apprenticeship training programs of the California Workforce Development Board.
7. \$25 million for local planning grants to encourage local and regional planning.
8. \$7 million for transportation research and transportation-related workforce education, training, and development including \$5 million to the University of California and \$2 million to the California State University.



## Allocation of Road Maintenance and Rehabilitation Account Revenues



(i) County apportionments are based on numbers of registered vehicles and county road mileage.  
 (ii) City apportionments are based on population.

### Use of Funds: RMRA [Streets and Highways Code Section 2030]

The use of RMRA local streets and roads funds is similar but, not identical, to HUTA use rules. Pursuant to Streets and Highways Code Section 2030, RMRA local streets and roads allocations must be used for projects “that include, but are not limited to,” the following

- Road maintenance and rehabilitation
- Safety projects
- Railroad grade separations
- Traffic control devices
- Complete street components, “including active transportation purposes, pedestrian and bicycle safety projects, transit facilities, and drainage and storm-water capture projects in conjunction with any other allowable project.”

RMRA funds may also be used to satisfy a match requirement in order to obtain state or federal funds for eligible projects.

SB1 also contains non-obligatory intent language regarding the use of funds. “To the extent possible and cost effective,” cities and counties are to use a use:

- advanced recycling techniques that reduce greenhouse gas emissions;
- automotive technologies, ZEV fueling, infrastructure-to-vehicle;
- communications autonomous vehicle systems;
- resiliency re climate change, fires, floods, sea level rise; and
- complete street elements, access for bicycles, pedestrians.

If a city or county has an average Pavement Condition Index that meets or exceeds 80, the city or county may spend its RMRA funds on transportation priorities other than these. [Streets and Highways Code Sec 2037]

### **Maintenance of Effort: RMRA** [Streets and Highways Code Sec 2036]

The Road Repair and Accountability Act contains a local agency maintenance of effort (MOE) requirement that applies to funds allocated through the RMRA. The Act states that the MOE requirement is to ensure that these new roads funds do not supplant existing levels of city and county general revenue spending on streets and roads. The MOE for the receipt of RMRA funds state that a city or county must maintain general fund spending for street, road, and highway purposes at no less than average of 2009–10, 2010–11, and 2011–12 years. In making this calculation an agency may exclude one-time funds. A city or county that fails to comply in a particular year may make it up with in additional expenditures in the following year.

The Act provides that the State Controller may perform audits to ensure compliance with these MOE rules. If the State Controller determines that a city or county has not met it's MOE, the agency will be required to reimburse the state for the funds it received during that fiscal year. However, a city or county that fails to comply in a particular fiscal year may expend during that fiscal year and the following fiscal year a total amount that is sufficient to comply. Any funds withheld or returned as a result of a failure to comply will be reapportioned to the other counties and cities whose expenditures are in compliance.

For further guidance, see the State Controller's *"Guidelines Relating to Gas Tax Expenditures for Cities and Counties."*

### **Spending Plans and Reports: RMRA** [Streets and Highways Code Sec 2034]

The Road Repair and Accountability Act stipulates that, prior to receiving RMRA funds in a fiscal year, a city or county must submit to the California Transportation Commission (CTC) a project list pursuant to an adopted budget. The list must include for each project: description, location, schedule, useful life. [Streets and Highways Code Sec 2034(a)]

The Road Repair and Accountability Act also requires that a city or county submit to the CTC an annual report of project completion in order to receive RMRA funds. The report must include descriptions of all projects for which RMRA funds were expended including: description, location, funds expended, completion date, estimated useful life of the project.

There are no additional use or reporting requirements on Highway Users Tax Account funds (Streets and Highways Code Sec 2103-2107) or on the three year transportation loan repayment funds.

## Budgeting and Accounting for RMRA Funds: The ~60 Day Delay

The allocation of Road Maintenance and Rehabilitation Account (RMRA) revenues to cities and counties takes many weeks. It takes the State Controller's Office roughly 30 to 60 days from the time of revenue collection by the state, through the various statutory set asides to distribute the funds to cities and counties in monthly allocations. Consequently, the estimates shown in this report are for revenues collected for July through June are not received on a cash basis by local agencies until September through August. That is, the FY2017-18 figure for your agency is revenues collected in and for July 2017 through June 2018, but distributed in monthly allocations September 2017 through August 2018. Cities and counties thus have two choices in the budgeting and accounting of RMRA revenues:

- 1) apply a 60 day accrual policy to RMRA funds (*recommended*); or
- 2) adjust RMRA budgets downward (especially in FY2017-18) to reflect a distributed cash basis.

### Local Streets and Roads (HUTA and RMRA) Revenue Estimates for FY2016-17, Projections for FY2017-18 and FY2018-19

City by city and county by county estimates were generated using a model reflecting the local allocation formulas, latest population figures used by the State Controller for allocations and state Department of Finance (DOF) estimates of statewide HUTA and RMRA tax revenues provided in the Governor's 2017-18 budget proposal and in analyses of SB1(Beall), The Road Repair and Accountability Act of 2017.

#### HUTA

The Streets and Highways Code Section 2104-2107 allocations are based on the base 18 cent per gallon rate that does not change. As a result, those allocations are more stable, although they are now declining with fuel efficiency and increasing use of alternative transportation fuels. Statewide fuel consumption (gallons) has been relatively flat in recent years. The latest estimates by the State Department of Finance (January 2018) indicate that FY2017-18 allocations to cities and counties from the Section 2104-2107 base HUTA will increase about 2.0 percent over FY2016-17 actuals. FY2018-19 allocations of Section 2104-2107 base HUTA are projected to *decline* by about 0.5 percent.

Revenue from the price-based rate allocated pursuant to Streets and Highways Code Section 2103 are affected by the complex fuel tax swap adjustment procedure which has caused wide swings. These allocations have trended downward, even in excess of expectations through FY2016-17, but are now forecast to increase in FY2017-18 and FY2018-19. The significant downturns in revenue for many years into FY2016-17 were largely due to falling gasoline prices and consumption as well as "true ups" under the fuel tax swap system.

The State Department of Finance estimates that Section 2103 HUTA allocations will **decrease** about 6 percent from FY2017-18, about 44% above the low 2016-17 year allocations. These May 2018 Section 2103 estimates are a substantial downward revision from those provided in January 2018 because the Board of Equalization in February 2018 failed to take action on the staff recommended 4 cent increase as had been expected.

#### RMRA

The new Road Repair and Accountability Act (SB1) taxes that will provide funding to cities and counties through the Revenues to the Road Maintenance and Rehabilitation Account (RMRA) began on November 1, 2017 when the new per-gallon fuel excise taxes took effect. On January 1, 2018, the new vehicle registration

tax, the “Transportation Improvement Fee,” took effect. So recipients of the new SB1 funds, including cities and counties, will not see a full year of funding from these new taxes until FY2018-19. The zero emission vehicle registration tax begins on July 1, 2020.

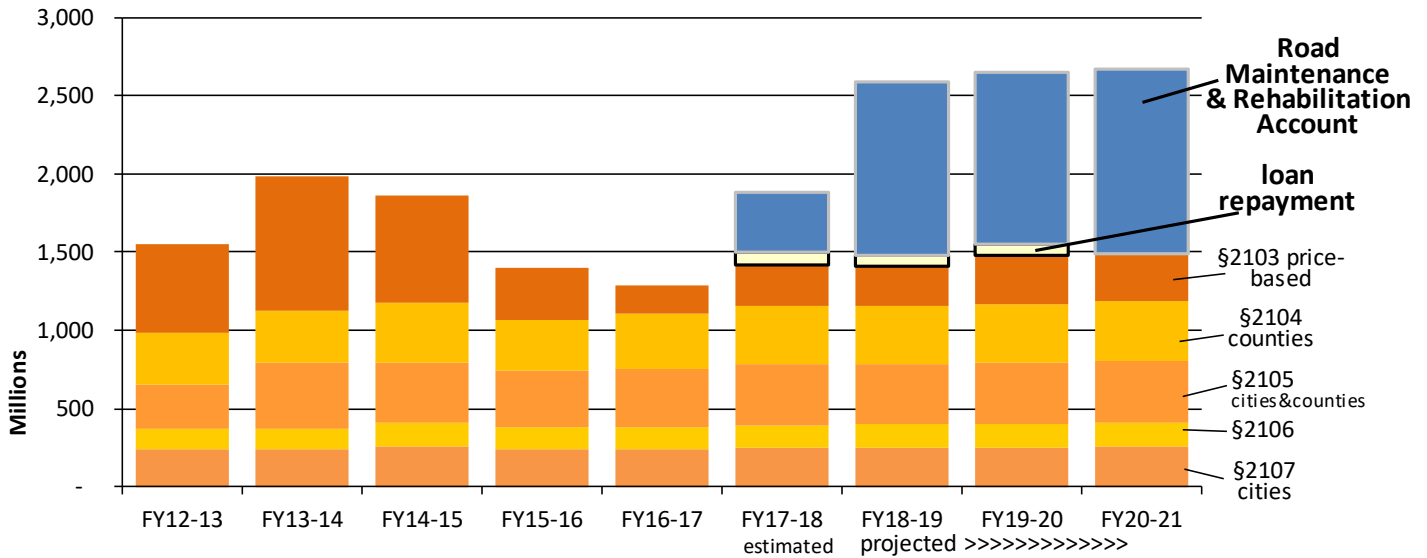
The attached revenue estimates take into account a partial year of RMRA funding in FY2017-18 and a full year in FY2018-19. The estimates, updated with the Governor’s revised Proposed 2018-19 Budget released in May, take into account the various allocations of RMRA revenues to administrative costs and specified programs prior to disbursement to city and county local streets and roads.

In addition to the new RMRA funds from the Road Repair and Accountability Act, the tables also show a column for the estimated amount each city or county will receive from the general fund loan repayment in FY2017-18 and FY2018-19.

### Budgeting and Accounting for RMRA Funds: The ~60 Day Delay

The allocation of Road Maintenance and Rehabilitation Account (RMRA) revenues to cities and counties takes many weeks. It takes the State Controller’s Office roughly 30 to 60 days from the time of revenue collection by the state, through the various statutory set asides to distribute the funds to cities and counties in monthly allocations. Consequently, the estimates shown in this report are for revenues collected for July through June are not received on a cash basis until September through August. That is, the FY2017-18 figure for your agency is revenues collected in and for July 2017 through June 2018, but distributed in monthly allocations September 2017 through August 2018. We recommend that cities and counties apply a 60 day accrual policy to RMRA funds.

#### California Local Streets and Roads Program - State Funds to Cities and Counties



mjgc

ATTACHMENTS:

- A) Local Streets and Roads - Projected Individual City Revenues – FY2017-18
- B) Local Streets and Roads - Projected Individual City Revenues – FY2018-19
- C) Local Streets and Roads - Projected Individual City Revenues – FY2019-20\*

- D) Local Streets and Roads - Projected Individual County Revenues – FY2017-18
- E) Local Streets and Roads - Projected Individual County Revenues – FY2018-19
- F) Local Streets and Roads - Projected Individual County Revenues – FY2019-20\*

*\*coming soon.*