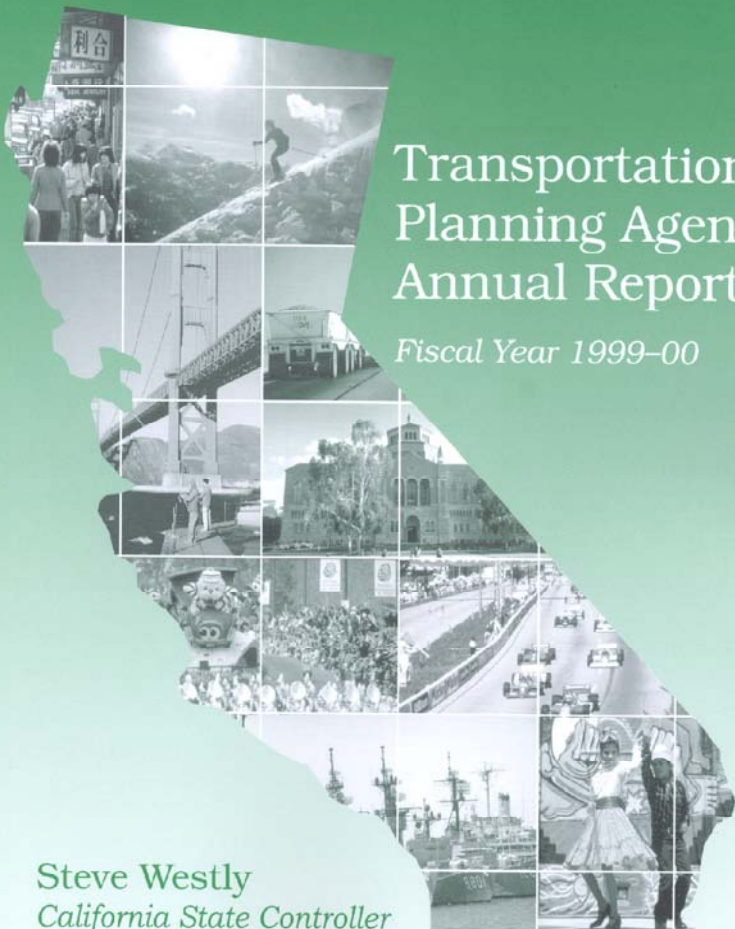


State of California

Transportation Planning Agencies Annual Report

Fiscal Year 1999-00

Steve Westly
California State Controller





STEVE WESTLY
California State Controller

May 6, 2003

**To the Citizens, Governor, and Members
of the Legislature of the State of California:**

I

am pleased to present the 13th edition of the *Transportation Planning Agencies Annual Report*, for the fiscal year ended June 30, 2000. This report is a compilation of financial data pertinent to the operations of transportation planning agencies. The information contained in this publication is drawn from reports prepared by agency fiscal officers.

In a state as large as California, it is especially important to understand the system of financing and implementing valuable transit systems and related transportation services. The Transportation Development Act of 1971 provides funds for the support of public transportation systems, local streets and roads, and various related needs. Regional transportation planning agencies have the responsibility of administering local transportation funds and state transit assistance funds. By presenting detailed information on how these funds are used, this report enhances decision-making and reveals opportunities for savings.

I would like to extend my appreciation to the public officials who contributed to this report, as well as to my staff. Their cooperative efforts made this publication possible. Additionally, my office is taking progressive actions to improve the timeliness and availability of the report.

Sincerely,

A handwritten signature in cursive script that reads "Steve Westly".

STEVE WESTLY
California State Controller

Contents

INTRODUCTION	iii
Agencies Allocating TDA Funds	iv
Other Transportation Agencies	iv
Summary of Financial Transactions	iv
LTF and STAF Financial Statements	vii
Allocations and Expenditures	viii
Special Taxing Authorities	xi
Long-Term Debt	xi
Service Authorities for Freeway Emergencies	xii

FINANCIAL SECTION

Table 1. Statements of Revenues, Expenditures, and Changes in Fund Balance for All Fund Types	1
-----------------------------------------------------------------------------------------------------	---

Transportation Development Act Financial Information

Table 2. Local Transportation Funds Balance Sheets and Statements of Revenues, Expenditures and Changes in Fund Balance.....	20
Table 3. State Transit Assistance Funds Balance Sheets and Statements of Revenues, Expenditures and Changes in Fund Balance.....	36
Table 4. Local Transportation Funds Schedule of Apportionments by Areas of Apportionment	49
Table 5. Schedule of Allocations by Purpose Regarding the Local Transportation Funds and State Transit Assistance Funds	64
Table 6. Schedule of Expenditures by Purpose Regarding the Local Transportation Funds and State Transit Assistance Funds	80

Other Transportation Financial Information

Table 7.	Special Taxing Authorities Local Sales Tax and Revenue Bond Expenditures by Purpose	195
Table 8.	Service Authorities for Freeway Emergencies Balance Sheets and Statements of Revenues, Expenditures and Changes in Fund Balance	197
Table 9.	Summary of Changes in Agency Bonds and Other Long-Term Debt	202

SUPPLEMENTAL INFORMATION

Notes to Table	207
Transportation Agency for Monterey County, 1998-99 Fiscal Year Data, as Restated	209
State Controller’s Office Publication List.....	219
Acknowledgements	220

Introduction

This publication contains the financial transactions of 92 special districts, 47 of which are transportation planning agencies (TPAs). The remaining agencies are other transportation-related agencies, such as county traffic authorities, county transportation commissions, county transportation authorities, and service authorities for freeway emergencies, that have transit planning functions or the authority to expend locally raised sales tax revenues on transportation needs. Data are also provided on local sales tax expenditures by special taxing authorities, activities for freeway emergencies, and agency long-term debt.

Public Utilities Code (PUC) Section 99406, as added by Senate Bill 498, Chapter 673, Statutes of 1987, requires the California State Controller to report to the Legislature on Transportation Development Act (TDA) funds allocated by TPAs for street and road and transit-operator purposes. The TDA provides two major sources of funding for public transportation, the Local Transportation Fund (LTF) and the State Transit Assistance Fund (STAF). Revenues deposited in the LTF are derived from the 1/4 cent of the 7.25% retail sales tax collected statewide. The 1/4 cent is returned by the California State Board of Equalization to each county, based on the amount of tax collected in the county. Revenues deposited in the STAF are derived from the statewide sales tax on gasoline and diesel fuel. This reporting requirement is further detailed in California Code of Regulations (CCR) Section 6660. This publication also satisfies the financial reporting requirement for California special districts pursuant to Government Code Section 12463.1.

This report, together with the California State Controller's *Transit Operators and Non-Transit Claimants Annual Report*, provides a comprehensive view of the TDA process. Additional related information is available in the *Streets and Roads Annual Report*, also published by the California State Controller, and *Transportation Development Act Statutes and California Code of Regulations for 2000*, published by the California State Department of Transportation.

TPAs are responsible for the development of regional transportation plans and for the implementation of the various TDA provisions. TPAs include agencies formed by special legislation, councils of governments, associations of governments, and local transportation commissions. In addition to TPAs, there are agencies that have some special transit or transportation function. These agencies include joint powers agencies, service authorities for freeway emergencies, and transportation corridor agencies. Often these special function agencies are associated with a TPA. The following paragraphs cite the California statutes under which each type of agency is established.

**Agencies
Allocating
TDA Funds**

Associations of governments (AOGs) and councils of governments (COGs) are joint powers agencies created pursuant to Chapter 5 (commencing with Section 6500) of Division 7, Title 7, of the Government Code.

County transportation commissions (CTCs) are created pursuant to Chapter 2 (commencing with Section 130050) of Division 12 of the Public Utilities Code.

Local transportation commissions (LTCs) are created pursuant to Chapter 2 (commencing with Section 29535) of Division 3, Title 3, of the Government Code.

Transit development boards (TDBs) are created pursuant to Chapter 2 (commencing with Section 120050) of Division 11 of the Public Utilities Code.

**Other
Transportation
Agencies**

Special authorities are created pursuant to Public Utilities Code Sections 130000 through 240000. Authorities are responsible for levying, collecting, and allocating sales and use tax monies used for transportation improvement programs.

Service authorities for freeway emergencies (SAFEs) are created pursuant to Chapter 14 (commencing with Section 2550) of Division 3 of the Streets and Highways Code, and Sections 2421.5 and 9350.1 of the Vehicle Code. Funding for SAFEs is provided from an additional vehicle registration fee of up to \$1 per vehicle on vehicles registered within the participating counties. These monies are apportioned to each SAFE by the California Department of Motor Vehicles.

Joint powers agencies (JPAs) are created pursuant to Government Code Section 6500. JPAs include transportation management authorities, congestion management agencies, and transportation corridor agencies.

Abandoned vehicle authorities (AVAs) are created pursuant to Vehicle Code Section 22710. Funding for AVAs is provided by vehicle registration fees. An abandoned vehicle abatement program can be implemented only with the approval of the county and a majority of the cities in the county representing a majority of the incorporated population.

**Summary of
Financial
Transactions**

The tables in this publication are organized to provide information regarding the general activities of the agencies and conclude with the specific purposes for which agencies expended TDA or other monies.

The combined revenues and expenditures for each agency are found in Table 1. Tables 2 and 3 contain balance sheet statements, statements of revenues and expenditures, and changes in fund balance for the LTF and the STAF, respectively. The claimants of TDA funds are listed in Table 6. Local sales tax and SAFE expenditures are summarized in Tables 7 and 8, respectively.

Figure 1 illustrates the trend in funds distributed from sales and use taxes for LTF purposes and for STAF purposes for fiscal years 1990-91 through 1999-00. LTF revenue is allocated by the California State Board of Equalization. The revenues are derived from the 1/4 cent of the 7.25% retail sales tax collected statewide. STAF revenue is allocated to TPAs, based on population and operator revenues, by the California State Controller. The amount of LTF allocated for the 1999-00 fiscal year was \$1,024.1 million. The amount of STAF allocated for the same period was \$100.2 million.

Figure 1
LTF and STAF Funding Comparison
(Amounts in millions)

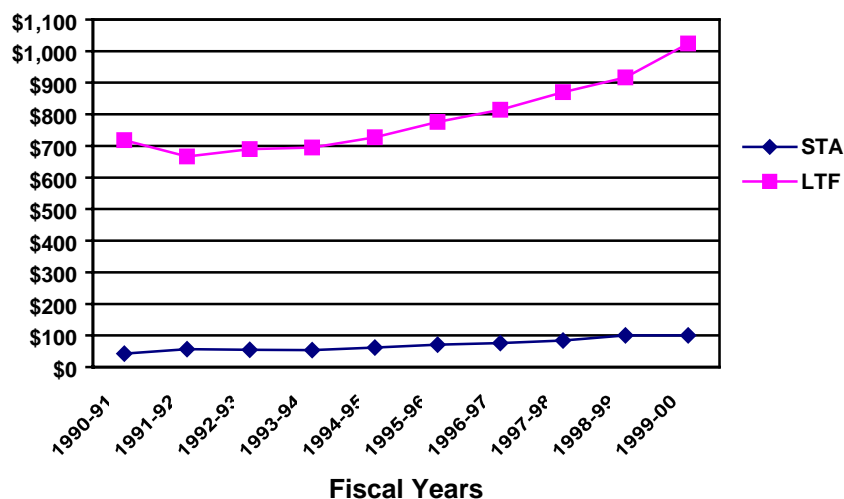


Figure 2 presents the statewide total of revenues, expenditures, and fund equity of all TPAs and related agencies for the 1999-00 fiscal year. It should be noted that, for the first time since the 1989-90 fiscal year, revenues have exceeded expenditures for transportation planning agencies and special taxing authorities. At the end of the 1999-00 fiscal year, TPAs had \$4.6 billion in fund equity.

Figure 2
Transportation Planning Agencies and Special Taxing Authorities
Revenues and Expenditures

Five-Year Comparison
(Amounts in thousands)

	<u>1999-00</u>	<u>1998-99</u>	<u>1997-98</u>	<u>1996-97</u>	<u>1995-96</u>
REVENUES					
Other Locally Funded Sales Tax.....	\$ 2,042,743	1,821,731	1,747,111	1,620,826	1,563,551
LTF.....	991,873	887,487	829,274	774,360	779,730
Federal Grants.....	411,699	248,699	460,471	482,975	751,732
Interest.....	268,906	250,481	263,067	272,038	299,614
Other/Miscellaneous.....	382,391	284,601	237,879	151,622	174,432
State Grants.....	118,736	122,850	94,443	125,716	134,765
Local Grants.....	96,542	123,635	26,445	96,953	63,183
STAF.....	92,269	108,926	97,361	61,336	72,246
LTF Allocation.....	67,840	65,794	52,205	53,867	64,071
Developer Fees.....	40,695	31,619	31,960	28,562	6,182
Vehicle Registration Fees.....	27,831	24,952	13,385	28,046	31,853
TDA Allocations Returned.....	4,541	4,567	4,301	5,691	4,143
Total Revenues	4,546,066	3,975,342	3,857,902	3,701,992	3,945,502
EXPENDITURES					
Capital Outlay.....	566,453	891,709	1,228,240	1,424,488	1,510,113
LTF Claimants, Planning, and Administration	940,657	865,135	868,033	788,919	762,345
All Other.....	763,564	1,115,437	619,812	663,751	717,429
Debt Service Principal Payment.....	458,239	241,869	422,490	600,422	170,117
Services and Supplies.....	843,669	500,493	694,173	558,411	591,204
Interest.....	435,525	535,214	375,083	405,259	372,374
Salaries, Wages, Fringe Benefits.....	162,385	94,784	151,352	159,711	139,169
STAF Claimants.....	88,992	107,404	76,331	75,910	74,487
Fixed Assets.....	1,822	1,007	1,434	23,907	62,019
Depreciation.....	2,701	32,975	7,911	3,838	2,332
Total Expenditures	4,264,007	4,386,027	4,444,859	4,704,616	4,401,589
Excess (Deficiency) of Revenues					
Over (Under) Expenditures	282,059	(410,685)	(586,957)	(1,002,624)	(456,087)
OTHER SOURCES AND (USES)					
Long-Term Debt Proceeds.....	395,373	1,871,398	2,441,220	1,047,716	558,717
Operating Transfers In.....	1,093,792	826,452	975,230	749,635	640,037
Operating Transfers Out.....	(1,093,792)	(826,452)	(975,230)	(749,635)	(640,037)
Other Uses.....	(539,718)	(626,642)	(1,958,040)	(478,097)	(223,915)
Total Other Sources and (Uses)	(144,345)	1,244,756	483,180	569,619	334,802
Excess (Deficiency) of Revenue					
And Other Sources Over (Under)					
Expenditures and Other Uses	137,714	834,071	(103,777)	(433,005)	(121,285)
Equity, Beginning of Year	5,324,544	4,431,930 ¹	4,745,325	5,113,051	5,400,744
Prior Year Adjustments.....	(881,366)	61,949	(209,402)	65,279	(166,408)
Equity, End of Year	\$ 4,580,892	5,327,950	4,432,146	4,745,325	5,113,051

¹ This figure is reduced by \$216 thousand because of agencies that failed to timely file a report.

LTF and STAF Financial Statements

Figure 3 presents the statewide balance sheet and statement of revenues, expenditures, and changes in fund balance for the LTF and the STAF. The income summary and balance sheet are basic financial statements that, when considered together, reveal the results of the economic events of a period of time. Planning agencies reported \$991.8 million in LTF revenues and \$92.2 million in STAF revenues. In each county, these funds are held by the county auditor-controller and disbursed to claimants based upon allocation instructions from each county's TPAs.

Figure 3

Local Transportation Funds and State Transit Assistance Funds Balance Sheet and Statement of Revenues, Expenditures, and Changes in Fund Balance

As of and for the Fiscal Year Ended June 30, 2000
(Amounts in thousands)

ASSETS	LTF	STAF
Cash and Investments	\$ 399,174	\$ 60,403
Cash and Investments	\$ 399,174	\$ 60,403
Interest Receivable	1,926	383
Other Assets	19,254	10,394
Total Assets	420,354	71,180
LIABILITIES		
Payables	22,131	3,815
Other Liabilities	3,831	1,796
Total Liabilities	25,962	5,611
EQUITY		
Fund Equity	394,392	65,569
Total Liabilities and Equity	\$ 420,354	\$ 71,180
REVENUES		
LTF	\$ 991,873 ¹	\$ —
STAF	—	92,269
TDA Allocations Returned	4,541	—
Other/Miscellaneous	20,957	3,974
Total Revenues	1,017,371	96,243
EXPENDITURES		
LTF Claimants, Planning, Administration	940,657	—
STAF Claimants	—	88,992
Other/Miscellaneous	—	—
Total Expenditures	940,657	88,992
Excess of Revenues Over Expenditures	76,714	7,251
Other Sources and (Uses)	244	—
Excess of Revenues and Other Sources Over Expenditures and Other (Uses)	76,958	7,251
Equity, Beginning of the Year	316,890	58,054
Prior Year Adjustments	544	264
Equity, End of the Year	\$ 394,392	\$ 65,569

¹ The difference between the LTF amount allocated and revenue reported is due mainly to a diversion of \$30 million from the Orange County Transportation Authority to the County of Orange under the terms of their joint agreement.

Allocations and Expenditures

Figures 4 and 5 present the state total of allocations and expenditures by purpose from the LTF and the STAF. In some cases, expenditures exceed allocations because unspent allocations may be carried over to the next fiscal year. The purposes for allocations of funds listed below follow the priorities as defined by TDA statutes. Approximately 85% of LTF and STAF monies were made available to public transit operators. Transit operators provide bus, rail, and ferry service throughout California. Statewide, 11% of LTF monies were made available for streets and roads. Refer to Table 6 for expenditures by purpose for individual claimants.

Figure 4

Local Transportation Funds Allocations and Expenditures

Fiscal Year Ended June 30, 2000
(Amounts in thousands)

LTF — Public Utilities Code (PUC) Section	Allocations	Expenditures
ADMINISTRATION AND PLANNING		
County Auditor PUC 99233.1	\$ 1,413	\$ 1,248
TPA PUC 99233.1	6,559	12,901
PUC 99233.2	18,850	14,705
PUC 99233.5(a)	1,765	1,594
PUC 99233.5(b)	5,632	5,632
Total Administration and Planning.....	34,219	36,080
PEDESTRIAN AND BICYCLE FACILITIES		
PUC 99233.3, 99234.....	23,824	12,111
RAIL SERVICE		
PUC 99233.4, 99234.9.....	5,900	5,900
ARTICLE 4		
Planning PUC 99262.....	8,312	12,110
Transit PUC 99260(a)	716,307	698,639
Joint Powers Agencies PUC 99260.7	1,518	1,518
Other	76,204	39,101
Total Article 4	802,341	751,368
ARTICLE 4.5		
Community Transit Services		
PUC 99233.7, 99275.....	15,385	13,522
ARTICLE 8		
Streets and Roads PUC 99400(a)	88,945	86,408
Pedestrians and Bicycles PUC 99400(a)	546	419
General Public PUC 99400(c).....	25,736	23,967
Elderly and Handicapped PUC 99400(c)	2,486	2,438
Planning Contributions PUC 99402	2,703	2,683
Multimodal Terminal PUC 99400.5	4,592	1,448
Other	4,465	4,313
Total Article 8	129,473	121,676
Total LTF	\$ 1,011,142	\$ 940,657

Figure 5
State Transit Assistance Funds
Allocations and Expenditures

Fiscal Year Ended June 30, 2000
 (Amounts in thousands)

STAF — California Code of Regulations (CCR)	Allocations	Expenditures
ARTICLE 4		
Operating Costs CCR 6730(a).....	\$ 58,216	\$ 47,745
Capital Costs CCR 6730(b)	11,130	14,825
Rail Services Subsidy CCR 6730(c)	14,476	13,941
Specialized Services CCR 6731(b).....	7,300	7,426
Other	285	233
Total Article 4	91,407	84,170
ARTICLE 8		
AMTRAK CCR 6731(a).....	127	—
General Public CCR 6731 (b)	3,686	3,454
Elderly and Handicapped CCR 6731(b).....	80	80
Other	8	25
Total Article 8	3,901	3,559
ALL OTHER		
Other Allocations.....	1,272	1,239
Community Transit Services CCR 6730(d), 6731(d) and 6731.1	24	24
Total Other	1,296	1,263
Total STAF	\$ 96,604	\$ 88,992

Figures 6 and 7 present LTF and STAF expenditures by category of expenditure for the fiscal year ended June 30, 2000. Figure 8 presents a summary of LTF and STAF expenditures for the past five fiscal years.

Figure 6
Local Transportation Funds Expenditures
 Fiscal Year Ended June 30, 2000

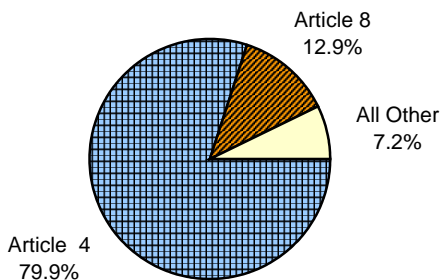


Figure 7
State Transit Funds Expenditures
 Fiscal Year Ended June 30, 2000

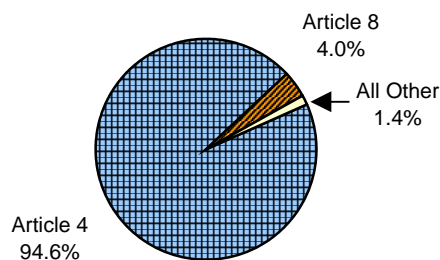


Figure 8

Local Transportation Funds and State Transit Assistance Funds Expenditures

Five-Year Comparison
(Amounts in thousands)

	<u>1999-00</u>	<u>1998-99</u>	<u>1997-98</u>	<u>1996-97</u>	<u>1995-96</u>
Local Transportation Fund Expenditures					
ADMINISTRATION					
County Auditor PUC 99233.1.....	\$ 1,248	\$ 670	\$ 1,683	\$ 917	\$ 750
TPA PUC 99233.1	12,901	11,895	9,541	9,734	9,249
PLANNING					
PUC 99233.2	14,705	11,923	11,651	10,149	13,010
PUC 99233.5(a)	1,594	1,602	1,396	3,252	1,361
PUC 99233.5(b)	5,632	5,030	4,416	4,225	4,019
PEDESTRIAN AND BICYCLE FACILITIES					
PUC 99233.3, 99234	12,111	13,486	11,968	13,828	10,835
RAIL SERVICE					
PUC 99233.4, 99234.9	5,900	7,282	7,381	5,756	6,847
ARTICLE 4					
Planning PUC 99262	12,110	2,224	2,001	1,178	2,857
Transit PUC 99260(a)	698,639	660,561	661,430	631,898	610,644
Joint Powers Agencies PUC 99260.7	1,518	1,359	219	274	482
Other	39,101	33,821	43,296	65	57
ARTICLE 4.5					
Community Transit Services PUC 99233.7, 99275	13,522	11,906	13,655	12,574	12,206
ARTICLE 8					
Streets and Roads PUC 99400(a)	86,408	73,126	70,610	71,890	67,892
Pedestrians and Bicycles PUC 99400(a)	419	2,471	2,263	696	417
General Public PUC 99400(c)	23,967	19,996	12,594	14,120	10,676
Elderly and Handicapped PUC 99400(c)	2,438	3,520	7,262	4,661	3,959
Planning Contributions PUC 99402	2,683	1,524	3,089	1,824	1,851
Multimodal Terminal PUC 99400.5	1,448	1,882	1,326	1,037	1,266
Other	4,313	857	2,252	841	3,967
Total LTF Expenditures	940,657	865,135	868,033	788,919	762,345
State Transit Assistance Fund Expenditures					
ARTICLE 4					
Operating Costs CCR 6730(a)	47,745	64,078	57,392	60,189	59,502
Capital Costs CCR 6730(b)	14,825	21,478	10,848	8,444	6,554
Rail Services Subsidy CCR 6730(c)	13,941	9,254	—	—	—
Specialized Services CCR 6731(c)	7,426	7,093	4,076	3,478	5,336
Other	233	261	273	135	111
ARTICLE 8					
General Public CCR 6731(b)	3,454	3,282	2,071	1,900	1,809
Elderly and Handicapped CCR 6731(b)	80	686	500	904	226
Other	25	34	—	—	28
OTHER					
Other Expenditures	1,263	1,238	1,171	859	921
Total STAF Expenditures	88,992	107,404	76,331	75,909	74,487
Total LTF and STAF Expenditures	\$ 1,029,649	\$ 972,539	\$ 944,364	\$ 864,828	\$ 836,832

Special Taxing Authorities

Figure 9 is a summary of the purposes for which local sales taxes and related revenue bonds were expended. The use of voter-approved local sales taxes and bonds for mass transit and highway improvements has increased by approximately 44% in the last five years.

Figure 9

Local Sales Tax and Revenue Bond Expenditures

Five-Year Comparison
(Amounts in thousands)

EXPENDITURES	1999-00	1998-99	1997-98	1996-97	1995-96
Public Transit	\$ 1,021,154	\$ 950,452	\$ 1,127,777 ¹	\$ 596,681	\$ 582,437
Debt Service	308,956	563,908	360,009	446,459	411,270
Capital Projects.....	449,002	497,747	350,593	439,640	422,083
Streets and Roads	547,361	434,801	424,862	267,733	364,150
Rail Projects.....	235,200	100,146	316,878	120,221	27,247
All Other	53,095	58,260	381,971	102,293	1,371
Administration	71,034	71,111	102,240	51,447	40,969
Contributions to Other Agencies.....	60,906	43,071	35,457	43,019	37,551
Paratransit.....	20,608	14,513	101,044	39,350	31,387
Pedestrians and Bicycles.....	4,621	3,532	17,185	31,549	13,934
Air Pollution.....	2,350	3,505	17,666	1,677	721
Total Expenditures.....	\$ 2,774,287	\$ 2,741,046	\$ 3,235,682	\$ 2,140,069	\$ 1,933,120

¹ \$1.1 billion increase is mainly due to expenditures of \$974.4 million from the Los Angeles County Metropolitan Transportation Authority (MTA) enterprise fund and approximately \$100 million in funding provided by the Los Angeles County MTA to other transit operators.

Long-Term Debt

Changes in agency long-term debt are summarized in Figure 10. Figure 11 illustrates the growth in long-term debt. Long-term debt has increased by \$3.0 billion since June 30, 1996. However, debt service declined 10% as a percentage of total expenditures in the 1999-00 fiscal year.

Figure 10

Long-Term Debt

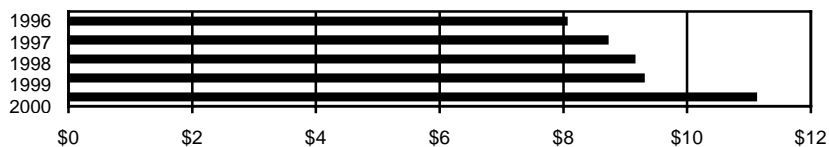
As of June 30, 2000
(Amounts in thousands)

Principal Unmatured, Beginning of Fiscal Year	\$ 9,296,763
Adjustments and Amounts Defeased.....	(1,203,560)
Debt Issued.....	3,308,001
Debt Matured	(293,382)
Principal Unmatured, End of Fiscal Year	\$ 11,107,822

Figure 11

Long-Term Debt

As of June 30, 2000
(Amounts in billions)



**Service Authorities
for Freeway
Emergencies**

Emergency motorist aid is the primary purpose of service authorities for freeway emergencies (SAFEs). These entities manage the construction, maintenance, and operation of over 15,000 emergency call boxes on 6,000 miles of California freeways and expressways. Funding for these call boxes is provided by a fee imposed on registered vehicles in participating counties. Figure 12 summarizes SAFE revenues and expenditures. Over the past five years, SAFEs have reported receiving a total of \$146.8 million in vehicle registration fees, interest, and other revenues, and expending \$131 million on various projects. All of the SAFEs listed in Table 8 are administered by a transportation planning agency.

Figure 12

Statement of SAFE Revenues, Expenditures, and Changes in Fund Balance

Five-Year Comparison
(Amounts in thousands)

	<u>1999-00</u>	<u>1998-99</u>	<u>1997-98</u>	<u>1996-97</u>	<u>1995-96</u>
REVENUES					
Vehicle Registration Fees	\$ 22,388	\$ 21,164	\$ 19,168	\$ 19,248	\$ 20,390
Other Miscellaneous Funds	3,259	3,146	5,350	6,905	5,975
Interest	6,425	6,022	2,836	2,114	2,478
Total Revenues	32,072	30,332	27,354	28,267	28,843
EXPENDITURES					
Services and Supplies	19,518	24,020	20,407	17,673	12,668
Other	2,876	3,308	2,611	2,977	7,744
Salaries, Wages, and Benefits	8,415	1,420	1,528	1,371	980
Debt Service Principal Payments		17	721	665	635
Capital Outlay	422	68	205	379	220
Interest		15	28	57	92
Total Expenditures	31,231	28,848	25,500	23,122	22,339
Excess of Revenues Over Expenditures	841	1,484	1,854	5,145	6,504
Other Sources and (Uses)	(383)	(209)	1,038	(2,066)	(961)
Excess of Revenues and Other Sources Over Expenditures and Other (Uses)	458	1,275	2,892	3,079	5,543
Equity, Beginning of Year	66,268	64,081	60,870	56,957	51,117
Prior Year Adjustments	566	1,216	319	834	297
Equity, End of Year	\$ 67,292	\$ 66,572	\$ 64,081	\$ 60,870	\$ 56,957

Financial Section

Table 1. Transportation Planning Agencies Annual Report — Fiscal Year 1999-00
Statements of Revenues, Expenditures, and Changes in Fund Balance
For All Fund Types

	Metropolitan Transportation Commission	Association of Bay Area Governments	Alameda County Congestion Management Agency	Alameda County Transportation Authority
Revenues				
LTF (1/4 Cent Sales Tax)	\$ 267,392,363	\$ —	\$ —	\$ —
STAF	36,779,136	—	—	—
Other Locally Funded Sales Tax	—	—	—	101,608,555
Interest	11,110,926	131,809	41,718	13,283,733
Federal Grants	16,073,872	1,611,721	581,425	—
State Grants	2,160,489	2,073,514	2,458,963	5,403,414
Local Grants	8,839,140	5,846,346	394,595	2,322,910
LTF Allocation	9,358,589	—	—	—
TDA Allocation Returned	3,783,224	—	—	—
Other/Miscellaneous	28,259,998	—	848,721	(669,824)
Developer Fees	—	—	—	—
Vehicle Registration Fees	5,835,786	—	—	—
Total Revenues	\$ 389,593,523	\$ 9,663,390	\$ 4,325,422	\$ 121,948,788
Expenditures				
LTF Claimants, Planning, Administration	\$ 259,770,683	\$ —	\$ —	\$ —
STAF Claimants	36,291,694	—	—	—
Salaries, Wages, Fringe Benefits	10,449,747	5,579,996	740,393	699,690
Services and Supplies	33,837,529	1,747,754	196,506	2,931,166
Interest	—	106,431	—	4,421,738
Debt Service Principal Payments	—	—	—	38,915,000
Capital Outlay	—	—	—	45,071,929
Fixed Assets	—	—	—	15,456
Depreciation	—	338,454	—	—
All Other	51,857,038	1,547,688	2,432,501	32,420,036
Total Expenditures	\$ 392,206,691	\$ 9,320,323	\$ 3,369,400	\$ 124,475,015
Excess (Deficiency) of Revenues Over (Under) Expenditures	\$ (2,613,168)	\$ 343,067	\$ 956,022	\$ (2,526,227)
Other Sources and Uses				
Operating Transfers In	\$ —	\$ —	\$ —	\$ 1,200,754
Operating Transfers Out	—	—	—	1,200,754
Long - Term Debt Proceeds	—	—	—	—
Other Sources (Uses)	—	—	—	—
Total Other Sources and (Uses)	\$ —	\$ —	\$ —	\$ —
Excess (Deficiency) of Revenues and Other Sources Over (Under) Expenditures and Other Uses	\$ (2,613,168)	\$ 343,067	\$ 956,022	\$ (2,526,227)
Equity, Beginning of Year	\$ 129,996,860	\$ 1,350,243	\$ 295,948	\$ 272,046,488
Prior Period/Other Adjustments	97,983,919	—	301,216	(3)
Equity, End of Year	\$ 225,367,611	\$ 1,693,310	\$ 1,553,186	\$ 269,520,258

Table 1. Transportation Planning Agencies Annual Report — Fiscal Year 1999-00 — (continued)
Statements of Revenues, Expenditures, and Changes in Fund Balance
For All Fund Types

	Alpine County Transportation Commission	Amador County Transportation Commission	Butte County Association of Governments	Calaveras County Local Transportation Commission
Revenues				
LTF (1/4 Cent Sales Tax)	\$ 51,535	\$ 845,603	\$ 4,951,532	\$ 514,212
STAF	1,764	53,436	326,076	56,579
Other Locally Funded Sales Tax	—	—	—	—
Interest	19,092	53,846	148,506	—
Federal Grants	32,097	662,209	636,821	—
State Grants	—	168,000	—	236,720
Local Grants	—	—	—	—
LTF Allocation	2,550	21,000	115,000	254,236
TDA Allocation Returned	—	—	—	—
Other/Miscellaneous	—	104,048	2,327	—
Developer Fees	—	—	—	—
Vehicle Registration Fees	—	—	—	—
Total Revenues	\$ 107,038	\$ 1,908,142	\$ 6,180,262	\$ 1,061,747
Expenditures				
LTF Claimants, Planning, Administration	\$ 7,550	\$ 501,232	\$ 4,512,273	\$ 549,032
STAF Claimants	—	—	323,842	67,312
Salaries, Wages, Fringe Benefits	35,464	128,289	313,546	171,200
Services and Supplies	—	248,024	395,133	202,500
Interest	9,326	—	—	—
Debt Service Principal Payments	—	—	—	—
Capital Outlay	—	—	—	—
Fixed Assets	—	1,575	5,188	—
Depreciation	—	—	—	—
All Other	—	305,000	—	187,645
Total Expenditures	\$ 52,340	\$ 1,184,120	\$ 5,549,982	\$ 1,177,689
Excess (Deficiency) of Revenues Over (Under) Expenditures	\$ 54,698	\$ 724,022	\$ 630,280	\$ (115,942)
Other Sources and Uses				
Operating Transfers In	\$ —	\$ —	\$ —	\$ —
Operating Transfers Out	—	—	—	—
Long -Term Debt Proceeds	—	—	—	—
Other Sources (Uses)	—	—	—	—
Total Other Sources and (Uses)	\$ —	\$ —	\$ —	\$ —
Excess (Deficiency) of Revenues and Other Sources Over (Under) Expenditures and Other Uses	\$ 54,698	\$ 724,022	\$ 630,280	\$ (115,942)
Equity, Beginning of Year	\$ 336,744	\$ 1,139,065	\$ 1,878,860	\$ 528,156
Prior Period/Other Adjustments	—	—	—	(210,733)
Equity, End of Year	\$ 391,442	\$ 1,863,087	\$ 2,509,140	\$ 201,481

Table 1. Transportation Planning Agencies Annual Report — Fiscal Year 1999-00 — (continued)
Statements of Revenues, Expenditures, and Changes in Fund Balance
For All Fund Types

	Colusa County Local Transportation Commission	Contra Costa Transportation Authority	Del Norte County Local Transportation Commission	El Dorado County Local Transportation Commission
Revenues				
LTF (1/4 Cent Sales Tax)	\$ 597,233	\$ —	\$ 404,414	\$ 2,443,701
STAF	29,988	—	41,675	176,068
Other Locally Funded Sales Tax	—	58,655,000	—	—
Interest	4,949	3,319,000	14,964	62,288
Federal Grants	54,463	2,730,000	98,326	—
State Grants	—	3,125,000	99,112	2,225,049
Local Grants	—	16,000	—	—
LTF Allocation	7,755	—	42,056	362,693
TDA Allocation Returned	—	—	—	—
Other/Miscellaneous	—	1,452,000	7,974	4,000
Developer Fees	—	278,000	—	—
Vehicle Registration Fees	—	1,171,000	23,275	—
Total Revenues	\$ 694,388	\$ 70,746,000	\$ 731,796	\$ 5,273,799
Expenditures				
LTF Claimants, Planning, Administration	\$ 417,453	\$ —	\$ 353,023	\$ 2,177,160
STAF Claimants	30,000	—	41,307	181,091
Salaries, Wages, Fringe Benefits	49,928	981,000	—	256,963
Services and Supplies	—	882,000	170,653	1,741,323
Interest	—	12,163,000	—	—
Debt Service Principal Payments	—	16,595,000	—	—
Capital Outlay	—	7,283,000	—	—
Fixed Assets	—	—	—	—
Depreciation	—	—	—	8,828
All Other	—	49,107,000	110,343	—
Total Expenditures	\$ 497,381	\$ 87,011,000	\$ 675,326	\$ 4,365,365
Excess (Deficiency) of Revenues Over (Under) Expenditures	\$ 197,007	\$ (16,265,000)	\$ 56,470	\$ 908,434
Other Sources and Uses				
Operating Transfers In	\$ —	\$ 53,800,000	\$ —	\$ —
Operating Transfers Out	—	53,800,000	—	—
Long -Term Debt Proceeds	—	—	—	—
Other Sources (Uses)	—	—	—	42,414
Total Other Sources and (Uses)	\$ —	\$ —	\$ —	\$ 42,414
Excess (Deficiency) of Revenues and Other Sources Over (Under) Expenditures and Other Uses	\$ 197,007	\$ (16,265,000)	\$ 56,470	\$ 950,848
Equity, Beginning of Year	\$ (70,291)	\$ 68,549,000	\$ 550,557	\$ 377,799
Prior Period/Other Adjustments	4,376	(3,296,000)	—	1,112,603
Equity, End of Year	\$ 131,092	\$ 48,988,000	\$ 607,027	\$ 2,441,250

Table 1. Transportation Planning Agencies Annual Report — Fiscal Year 1999-00 — (continued)
Statements of Revenues, Expenditures, and Changes in Fund Balance
For All Fund Types

	Tahoe Regional Planning Agency	El Dorado County-City of Folsom Joint Powers Agency	Fresno County Council of Governments	Fresno County Transportation Authority
Revenues				
LTF (1/4 Cent Sales Tax)	\$ 1,151,438	\$ —	\$ 20,094,575	\$ —
STAF	111,820	—	1,355,316	—
Other Locally Funded Sales Tax	—	—	—	39,184,134
Interest	17,893	28	266,698	4,190,374
Federal Grants	1,121,127	—	1,508,240	—
State Grants	5,639,093	—	444,979	—
Local Grants	—	—	—	—
LTF Allocation	32,000	—	622,866	—
TDA Allocation Returned	—	—	—	—
Other/Miscellaneous	1,659,460	—	355,745	9,634,107
Developer Fees	—	—	—	—
Vehicle Registration Fees	—	—	—	—
Total Revenues	\$ 9,732,831	\$ 28	\$ 24,648,419	\$ 53,008,615
Expenditures				
LTF Claimants, Planning, Administration	\$ 1,111,082	\$ —	\$ 19,610,791	\$ —
STAF Claimants	123,900	—	1,385,937	—
Salaries, Wages, Fringe Benefits	2,945,684	—	1,460,437	200,180
Services and Supplies	2,704,638	—	1,464,176	11,357,606
Interest	26,498	—	—	3,393,050
Debt Service Principal Payments	51,297	—	—	—
Capital Outlay	—	—	—	75,776,101
Fixed Assets	256,905	—	52,080	—
Depreciation	—	—	—	—
All Other	2,112,466	—	—	—
Total Expenditures	\$ 9,332,470	\$ —	\$ 23,973,421	\$ 90,726,937
Excess (Deficiency) of Revenues Over (Under) Expenditures	\$ 400,361	\$ 28	\$ 674,998	\$ (37,718,322)
Other Sources and Uses				
Operating Transfers In	\$ 139,839	\$ —	\$ —	\$ 39,646,693
Operating Transfers Out	139,839	—	—	39,646,693
Long -Term Debt Proceeds	—	—	—	—
Other Sources (Uses)	64,944	—	—	—
Total Other Sources and (Uses)	\$ 64,944	\$ —	\$ —	\$ —
Excess (Deficiency) of Revenues and Other Sources Over (Under) Expenditures and Other Uses	\$ 465,305	\$ 28	\$ 674,998	\$ (37,718,322)
Equity, Beginning of Year	\$ 501,742	\$ 528	\$ 1,844,692	\$ 90,833,933
Prior Period/Other Adjustments	313,109	—	—	—
Equity, End of Year	\$ 1,280,156	\$ 556	\$ 2,519,690	\$ 53,115,611

Table 1. Transportation Planning Agencies Annual Report — Fiscal Year 1999-00 — (continued)
Statements of Revenues, Expenditures, and Changes in Fund Balance
For All Fund Types

	Glenn County Local Transportation Commission	Humboldt County Association of Governments	Imperial Valley Association of Governments	Imperial County Local Transportation Authority
Revenues				
LTF (1/4 Cent Sales Tax)	\$ 548,745	\$ 3,126,108	\$ 3,437,510	\$ —
STAF	39,968	206,207	158,724	—
Other Locally Funded Sales Tax	—	—	—	6,599,039
Interest	29,356	47,413	60,393	8,899
Federal Grants	298,428	—	—	—
State Grants	84,002	82,419	—	—
Local Grants	—	—	—	—
LTF Allocation	—	115,776	25,000	—
TDA Allocation Returned	—	—	—	—
Other/Miscellaneous	—	—	—	—
Developer Fees	—	—	—	—
Vehicle Registration Fees	31,712	149,590	131,118	—
Total Revenues	\$ 1,032,211	\$ 3,727,513	\$ 3,812,745	\$ 6,607,938
Expenditures				
LTF Claimants, Planning, Administration	\$ 537,994	\$ 3,080,695	\$ 2,795,498	\$ —
STAF Claimants	49,907	258,643	215,000	—
Salaries, Wages, Fringe Benefits	46,311	149,395	—	—
Services and Supplies	13,167	199,621	11,283	72,706
Interest	—	—	—	—
Debt Service Principal Payments	—	—	—	—
Capital Outlay	—	—	—	—
Fixed Assets	—	—	408,320	—
Depreciation	—	—	—	—
All Other	266,700	—	—	6,520,219
Total Expenditures	\$ 914,079	\$ 3,688,354	\$ 3,430,101	\$ 6,592,925
Excess (Deficiency) of Revenues Over (Under) Expenditures	\$ 118,132	\$ 39,159	\$ 382,644	\$ 15,013
Other Sources and Uses				
Operating Transfers In	\$ 83,993	\$ —	\$ —	\$ —
Operating Transfers Out	83,993	—	—	—
Long -Term Debt Proceeds	—	—	—	—
Other Sources (Uses)	—	—	6,392	—
Total Other Sources and (Uses)	\$ —	\$ —	\$ 6,392	\$ —
Excess (Deficiency) of Revenues and Other Sources Over (Under) Expenditures and Other Uses	\$ 118,132	\$ 39,159	\$ 389,036	\$ 15,013
Equity, Beginning of Year	\$ 469,995	\$ 921,272	\$ 1,833,556	\$ 89,252
Prior Period/Other Adjustments	—	327,736	—	—
Equity, End of Year	\$ 588,127	\$ 1,288,167	\$ 2,222,592	\$ 104,265

Table 1. Transportation Planning Agencies Annual Report — Fiscal Year 1999-00 — (continued)
Statements of Revenues, Expenditures, and Changes in Fund Balance
For All Fund Types

	Inyo County Local Transportation Commission	Kern Council of Governments	Kings County Association of Governments	Lake County/City Council of Governments
Revenues				
LTF (1/4 Cent Sales Tax)	\$ 621,278	\$ 16,304,401	\$ 2,064,857	\$ 1,021,877
STAF	28,975	1,064,775	199,608	87,420
Other Locally Funded Sales Tax	—	—	—	—
Interest	4,519	644,608	10,000	43,312
Federal Grants	—	885,791	3,200	37,062
State Grants	79,366	125,704	129,323	26,000
Local Grants	—	—	—	77,250
LTF Allocation	—	286,930	84,396	161,300
TDA Allocation Returned	—	79,136	—	—
Other/Miscellaneous	—	43,799	407	16,500
Developer Fees	—	—	—	—
Vehicle Registration Fees	—	517,728	6,158	70,840
Total Revenues	\$ 734,138	\$ 19,952,872	\$ 2,497,949	\$ 1,541,561
Expenditures				
LTF Claimants, Planning, Administration	\$ 621,278	\$ 17,394,774	\$ 2,068,931	\$ 684,150
STAF Claimants	28,975	1,326,733	200,215	120,000
Salaries, Wages, Fringe Benefits	—	931,792	149,017	—
Services and Supplies	95,183	1,158,401	30,530	350,355
Interest	—	—	—	—
Debt Service Principal Payments	—	—	—	—
Capital Outlay	—	—	—	—
Fixed Assets	—	23,449	7,344	—
Depreciation	—	150,430	—	—
All Other	25,000	—	—	—
Total Expenditures	\$ 770,436	\$ 20,985,579	\$ 2,456,037	\$ 1,154,505
Excess (Deficiency) of Revenues Over (Under) Expenditures	\$ (36,298)	\$ (1,032,707)	\$ 41,912	\$ 387,056
Other Sources and Uses				
Operating Transfers In	\$ —	\$ —	\$ —	\$ —
Operating Transfers Out	—	—	—	—
Long -Term Debt Proceeds	—	—	—	—
Other Sources (Uses)	—	366,202	—	—
Total Other Sources and (Uses)	\$ —	\$ 366,202	\$ —	\$ —
Excess (Deficiency) of Revenues and Other Sources Over (Under) Expenditures and Other Uses	\$ (36,298)	\$ (666,505)	\$ 41,912	\$ 387,056
Equity, Beginning of Year	\$ (15,621)	\$ 11,671,998	\$ 137,104	\$ 599,116
Prior Period/Other Adjustments	—	2	—	—
Equity, End of Year	\$ (51,919)	\$ 11,005,495	\$ 179,016	\$ 986,172

Table 1. Transportation Planning Agencies Annual Report — Fiscal Year 1999-00 — (continued)
Statements of Revenues, Expenditures, and Changes in Fund Balance
For All Fund Types

	Lassen County Local Transportation Commission	Southern California Association of Governments	San Gabriel Valley Council of Governments	Alameda Corridor Transportation Authority
Revenues				
LTF (1/4 Cent Sales Tax)	\$ 535,315	\$ —	\$ —	\$ —
STAF	53,905	—	—	—
Other Locally Funded Sales Tax	—	—	—	—
Interest	9,789	32,892	18,297	35,139,088
Federal Grants	56,637	19,396,174	—	—
State Grants	291,132	2,014,523	—	—
Local Grants	—	9,598,097	—	—
LTF Allocation	55,460	785,915	209,733	—
TDA Allocation Returned	—	—	—	—
Other/Miscellaneous	—	3,314,809	446,593	172,111
Developer Fees	—	—	—	—
Vehicle Registration Fees	—	—	—	—
Total Revenues	\$ 1,002,238	\$ 35,142,410	\$ 674,623	\$ 35,311,199
Expenditures				
LTF Claimants, Planning, Administration	\$ 547,890	\$ —	\$ —	\$ —
STAF Claimants	40,393	—	—	—
Salaries, Wages, Fringe Benefits	—	8,598,759	—	1,777,968
Services and Supplies	419,134	415,977	593,262	1,137,662
Interest	—	15,465	—	—
Debt Service Principal Payments	—	—	—	—
Capital Outlay	—	—	—	—
Fixed Assets	—	—	—	—
Depreciation	—	310,027	3,093	109,847
All Other	—	25,848,706	34,519	—
Total Expenditures	\$ 1,007,417	\$ 35,188,934	\$ 630,874	\$ 3,025,477
Excess (Deficiency) of Revenues Over (Under) Expenditures	\$ (5,179)	\$ (46,524)	\$ 43,749	\$ 32,285,722
Other Sources and Uses				
Operating Transfers In	\$ —	\$ —	\$ —	\$ —
Operating Transfers Out	—	—	—	—
Long -Term Debt Proceeds	—	—	—	—
Other Sources (Uses)	—	—	—	—
Total Other Sources and (Uses)	\$ —	\$ —	\$ —	\$ —
Excess (Deficiency) of Revenues and Other Sources Over (Under) Expenditures and Other Uses	\$ (5,179)	\$ (46,524)	\$ 43,749	\$ 32,285,722
Equity, Beginning of Year	\$ 282,884	\$ 2,617,051	\$ 253,118	\$ 1,126,506,730
Prior Period/Other Adjustments	497,699	(182,369)	(1)	(894,730,645)
Equity, End of Year	\$ 775,404	\$ 2,388,158	\$ 296,866	\$ 264,061,807

Table 1. Transportation Planning Agencies Annual Report — Fiscal Year 1999-00 — (continued)
Statements of Revenues, Expenditures, and Changes in Fund Balance
For All Fund Types

	Lossan Rail Corridor Agency	Los Angeles County Metropolitan Transportation Authority	Madera County Local Transportation Commission	Madera County Transportation Authority
Revenues				
LTF (1/4 Cent Sales Tax)	\$ —	\$ 256,234,000	\$ 2,132,423	\$ —
STAF	—	23,586,000	171,737	—
Other Locally Funded Sales Tax	—	1,010,301,000	—	4,571,142
Interest	—	48,628,000	111,415	436,363
Federal Grants	6,307,662	286,209,000	—	—
State Grants	—	12,855,000	126,830	—
Local Grants	—	53,572,000	19,982	—
LTF Allocation	—	6,952,000	168,018	—
TDA Allocation Returned	—	—	—	—
Other/Miscellaneous	—	39,599,000	84,728	5,860
Developer Fees	—	—	—	—
Vehicle Registration Fees	—	7,075,000	—	—
Total Revenues	\$ 6,307,662	\$ 1,745,011,000	\$ 2,815,133	\$ 5,013,365
Expenditures				
LTF Claimants, Planning, Administration	\$ —	\$ 249,716,000	\$ 1,524,369	\$ —
STAF Claimants	—	21,831,855	133,774	—
Salaries, Wages, Fringe Benefits	—	69,315,000	237,208	—
Services and Supplies	—	511,687,145	93,015	73,551
Interest	—	201,184,000	—	—
Debt Service Principal Payments	—	56,567,000	—	—
Capital Outlay	—	220,008,000	—	—
Fixed Assets	—	—	—	—
Depreciation	—	—	—	—
All Other	6,307,662	3,968,000	—	1,992,191
Total Expenditures	\$ 6,307,662	\$ 1,334,277,000	\$ 1,988,366	\$ 2,065,742
Excess (Deficiency) of Revenues Over (Under) Expenditures	\$ —	\$ 410,734,000	\$ 826,767	\$ 2,947,623
Other Sources and Uses				
Operating Transfers In	\$ —	\$ 497,426,001	\$ —	\$ —
Operating Transfers Out	—	497,426,001	—	—
Long -Term Debt Proceeds	—	215,960,000	—	—
Other Sources (Uses)	—	(477,814,999)	—	—
Total Other Sources and (Uses)	\$ —	\$ (261,854,999)	\$ —	\$ —
Excess (Deficiency) of Revenues and Other Sources Over (Under) Expenditures and Other Uses	\$ —	\$ 148,879,001	\$ 826,767	\$ 2,947,623
Equity, Beginning of Year	\$ —	\$ 804,030,000	\$ 1,393,013	\$ 6,520,105
Prior Period/Other Adjustments	—	(53,976,000)	—	—
Equity, End of Year	\$ —	\$ 898,933,001	\$ 2,219,780	\$ 9,467,728

Table 1. Transportation Planning Agencies Annual Report — Fiscal Year 1999-00 — (continued)
Statements of Revenues, Expenditures, and Changes in Fund Balance
For All Fund Types

	Mariposa County Local Transportation Commission	Mendocino Council of Governments	Merced County Association of Governments	Modoc County Local Transportation Commission
Revenues				
LTF (1/4 Cent Sales Tax)	\$ 325,592	\$ 2,327,881	\$ 4,173,372	\$ 163,643
STAF	36,937	145,448	319,621	14,719
Other Locally Funded Sales Tax	—	—	—	—
Interest	9,586	64,521	83,567	7,757
Federal Grants	—	4,701	608,447	1,958
State Grants	83,889	662,159	54,404	262,626
Local Grants	—	—	41,200	—
LTF Allocation	6,000	68,536	106,200	99,000
TDA Allocation Returned	—	159	—	—
Other/Miscellaneous	—	—	913,462	—
Developer Fees	—	—	—	—
Vehicle Registration Fees	—	104,952	176,991	—
Total Revenues	\$ 462,004	\$ 3,378,357	\$ 6,477,264	\$ 549,703
Expenditures				
LTF Claimants, Planning, Administration	\$ 322,199	\$ 2,149,735	\$ 4,042,750	\$ 167,373
STAF Claimants	62,735	171,925	319,394	15,000
Salaries, Wages, Fringe Benefits	38,944	—	911,919	—
Services and Supplies	53,212	383,375	482,466	167,696
Interest	—	—	—	—
Debt Service Principal Payments	—	—	—	—
Capital Outlay	—	—	—	—
Fixed Assets	14,611	—	291,776	—
Depreciation	—	—	—	—
All Other	—	483,434	334,413	189,140
Total Expenditures	\$ 491,701	\$ 3,188,469	\$ 6,382,718	\$ 539,209
Excess (Deficiency) of Revenues Over (Under) Expenditures	\$ (29,697)	\$ 189,888	\$ 94,546	\$ 10,494
Other Sources and Uses				
Operating Transfers In	\$ 12,406	\$ 265	\$ —	\$ —
Operating Transfers Out	12,406	265	—	—
Long -Term Debt Proceeds	—	—	—	—
Other Sources (Uses)	—	—	—	(15,333)
Total Other Sources and (Uses)	\$ —	\$ —	\$ —	\$ (15,333)
Excess (Deficiency) of Revenues and Other Sources Over (Under) Expenditures and Other Uses	\$ (29,697)	\$ 189,888	\$ 94,546	\$ (4,839)
Equity, Beginning of Year	\$ 200,391	\$ 1,056,617	\$ 1,299,128	\$ 136,603
Prior Period/Other Adjustments	(12,405)	(2,307)	33,803	(15,982)
Equity, End of Year	\$ 158,289	\$ 1,244,198	\$ 1,427,477	\$ 115,782

Table 1. Transportation Planning Agencies Annual Report — Fiscal Year 1999-00 — (continued)
Statements of Revenues, Expenditures, and Changes in Fund Balance
For All Fund Types

	Mono County Local Transportation Commission	Association of Monterey Bay Area Governments	Transportation Agency for Monterey County	Nevada County Local Transportation Commission
Revenues				
LTF (1/4 Cent Sales Tax)	\$ 482,532	\$ —	\$ 11,333,936	\$ 2,428,703
STAF	12,013	—	689,672	144,043
Other Locally Funded Sales Tax	—	—	—	42,904
Interest	13,833	4,554	854,845	41,205
Federal Grants	—	1,215,655	209,415	—
State Grants	344,180	410,574	3,264,095	689,752
Local Grants	—	59,492	572,414	—
LTF Allocation	10,000	—	79,099	194,902
TDA Allocation Returned	—	—	—	—
Other/Miscellaneous	158,883	567,822	13,745	6,211
Developer Fees	—	—	—	—
Vehicle Registration Fees	—	—	333,477	—
Total Revenues	\$ 1,021,441	\$ 2,258,097	\$ 17,350,698	\$ 3,547,720
Expenditures				
LTF Claimants, Planning, Administration	\$ 461,573	\$ —	\$ 10,386,831	\$ 2,454,159
STAF Claimants	95,459	—	800,335	147,191
Salaries, Wages, Fringe Benefits	—	523,721	440,042	—
Services and Supplies	359,398	302,371	795,380	356,288
Interest	—	—	—	—
Debt Service Principal Payments	—	—	—	—
Capital Outlay	—	—	1,522,574	86,230
Fixed Assets	—	—	—	—
Depreciation	—	—	—	—
All Other	—	1,432,713	—	—
Total Expenditures	\$ 916,430	\$ 2,258,805	\$ 13,945,162	\$ 3,043,868
Excess (Deficiency) of Revenues Over (Under) Expenditures	\$ 105,011	\$ (708)	\$ 3,405,536	\$ 503,852
Other Sources and Uses				
Operating Transfers In	\$ —	\$ —	\$ —	\$ —
Operating Transfers Out	—	—	—	—
Long -Term Debt Proceeds	—	—	—	—
Other Sources (Uses)	—	—	—	—
Total Other Sources and (Uses)	\$ —	\$ —	\$ —	\$ —
Excess (Deficiency) of Revenues and Other Sources Over (Under) Expenditures and Other Uses	\$ 105,011	\$ (708)	\$ 3,405,536	\$ 503,852
Equity, Beginning of Year	\$ 16,112	\$ 110,770	\$ 11,795,207	\$ 2,073,594
Prior Period/Other Adjustments	—	(20,009)	(87,988)	—
Equity, End of Year	\$ 121,123	\$ 90,053	\$ 15,112,755	\$ 2,577,446

Table 1. Transportation Planning Agencies Annual Report — Fiscal Year 1999-00 — (continued)
Statements of Revenues, Expenditures, and Changes in Fund Balance
For All Fund Types

	Foothill Transportation Corridor Agency	San Joaquin Transportation Corridor Agency	Orange County Transportation Authority	Placer County Local Transportation Commission
Revenues				
LTF (1/4 Cent Sales Tax)	\$ —	\$ —	\$ 67,225,086	\$ 10,228,070
STAF	—	—	5,015,270	329,286
Other Locally Funded Sales Tax	—	—	200,117,955	—
Interest	17,800,000	9,052,000	47,269,599	154,094
Federal Grants	—	16,387,000	—	241,112
State Grants	—	—	—	281,738
Local Grants	—	—	—	—
LTF Allocation	—	—	1,258,373	561,803
TDA Allocation Returned	—	—	—	—
Other/Miscellaneous	64,633,000	46,120,000	132,117,726	74,988
Developer Fees	25,387,000	10,734,000	—	—
Vehicle Registration Fees	—	—	4,533,012	—
Total Revenues	\$ 107,820,000	\$ 82,293,000	\$ 457,537,021	\$ 11,871,091
Expenditures				
LTF Claimants, Planning, Administration	\$ —	\$ —	\$ 66,674,613	\$ 10,031,575
STAF Claimants	—	—	5,980,996	336,844
Salaries, Wages, Fringe Benefits	664,000	470,000	15,678,926	356,145
Services and Supplies	10,852,000	3,906,000	53,289,966	817,016
Interest	54,586,000	43,951,000	43,932,784	—
Debt Service Principal Payments	155,021,000	44,489,000	46,800,000	—
Capital Outlay	33,895,000	8,201,000	129,618,409	—
Fixed Assets	—	—	557,021	—
Depreciation	1,310,000	421,000	—	—
All Other	43,955,000	5,099,000	97,574,757	—
Total Expenditures	\$ 300,283,000	\$ 106,537,000	\$ 460,107,472	\$ 11,541,580
Excess (Deficiency) of Revenues Over (Under) Expenditures	\$ (192,463,000)	\$ (24,244,000)	\$ (2,570,451)	\$ 329,511
Other Sources and Uses				
Operating Transfers In	\$ 113,363,000	\$ 94,047,000	\$ 109,715,500	\$ —
Operating Transfers Out	113,363,000	94,047,000	109,715,500	—
Long -Term Debt Proceeds	153,413,000	—	—	—
Other Sources (Uses)	17,829,000	5,511,000	(40,176,707)	—
Total Other Sources and (Uses)	\$ 171,242,000	\$ 5,511,000	\$ (40,176,707)	\$ —
Excess (Deficiency) of Revenues and Other Sources Over (Under) Expenditures and Other Uses	\$ (21,221,000)	\$ (18,733,000)	\$ (42,747,158)	\$ 329,511
Equity, Beginning of Year	\$ 497,844,000	\$ 207,300,000	\$ 723,167,623	\$ 1,703,281
Prior Period/Other Adjustments	(27,982,000)	(7,464,000)	(6,018)	—
Equity, End of Year	\$ 448,641,000	\$ 181,103,000	\$ 680,414,447	\$ 2,032,792

Table 1. Transportation Planning Agencies Annual Report — Fiscal Year 1999-00 — (continued)
Statements of Revenues, Expenditures, and Changes in Fund Balance
For All Fund Types

	Plumas County Local Transportation Commission	Coachella Valley Association of Governments	Western Riverside Council of Governments	Riverside County Transportation Commission
Revenues				
LTF (1/4 Cent Sales Tax)	\$ 458,845	\$ —	\$ —	\$ 39,533,115
STAF	30,329	—	—	2,423,397
Other Locally Funded Sales Tax	—	—	—	84,993,612
Interest	11,874	1,386,220	35,175	5,234,849
Federal Grants	—	1,254,341	161,667	—
State Grants	37,000	52,512	—	—
Local Grants	—	4,038,921	1,299,079	—
LTF Allocation	60,174	168,609	—	5,984,230
TDA Allocation Returned	—	—	—	—
Other/Miscellaneous	109,657	278,971	181,194	5,296,271
Developer Fees	—	4,296,419	—	—
Vehicle Registration Fees	—	—	—	1,189,662
Total Revenues	\$ 707,879	\$ 11,475,993	\$ 1,677,115	\$ 144,655,136
Expenditures				
LTF Claimants, Planning, Administration	\$ 522,688	\$ —	\$ —	\$ 36,496,711
STAF Claimants	30,000	—	—	1,527,661
Salaries, Wages, Fringe Benefits	9,758	815,739	780,908	684,429
Services and Supplies	104,131	1,332,667	599,734	1,830,460
Interest	—	17,696	—	11,998,197
Debt Service Principal Payments	—	—	—	18,529,107
Capital Outlay	—	—	—	—
Fixed Assets	—	3,788	—	—
Depreciation	—	—	—	—
All Other	—	4,017,182	—	60,724,075
Total Expenditures	\$ 666,577	\$ 6,187,072	\$ 1,380,642	\$ 131,790,640
Excess (Deficiency) of Revenues Over (Under) Expenditures	\$ 41,302	\$ 5,288,921	\$ 296,473	\$ 12,864,496
Other Sources and Uses				
Operating Transfers In	\$ —	\$ —	\$ —	\$ 32,063,726
Operating Transfers Out	—	—	—	32,063,726
Long -Term Debt Proceeds	—	—	—	—
Other Sources (Uses)	—	—	—	202,533
Total Other Sources and (Uses)	\$ —	\$ —	\$ —	\$ 202,533
Excess (Deficiency) of Revenues and Other Sources Over (Under) Expenditures and Other Uses	\$ 41,302	\$ 5,288,921	\$ 296,473	\$ 13,067,029
Equity, Beginning of Year	\$ 280,661	\$ 27,472,132	\$ 614,151	\$ 116,156,787
Prior Period/Other Adjustments	—	1,109,340	—	(2,012,831)
Equity, End of Year	\$ 321,963	\$ 33,870,393	\$ 910,624	\$ 127,210,985

Table 1. Transportation Planning Agencies Annual Report — Fiscal Year 1999-00 — (continued)
Statements of Revenues, Expenditures, and Changes in Fund Balance
For All Fund Types

	Sacramento Area Council of Governments	Sacramento Placerville Transportation Corridor	Sacramento County Transportation Authority	Sacramento Abandoned Vehicle Service Authority
Revenues				
LTF (1/4 Cent Sales Tax)	\$ 47,737,672	\$ —	\$ —	\$ —
STAF	3,235,377	—	—	—
Other Locally Funded Sales Tax	—	—	77,964,580	—
Interest	531,223	4,757	698,892	15,062
Federal Grants	2,784,961	—	612,161	—
State Grants	213,951	—	431,064	—
Local Grants	1,416,655	—	375,000	—
LTF Allocation	1,625,015	—	—	—
TDA Allocation Returned	—	—	—	—
Other/Miscellaneous	109,151	91,221	45,532	(406)
Developer Fees	—	—	—	—
Vehicle Registration Fees	1,728,847	—	1,003,193	1,003,193
Total Revenues	\$ 59,382,852	\$ 95,978	\$ 81,130,422	\$ 1,017,849
Expenditures				
LTF Claimants, Planning, Administration	\$ 44,509,932	\$ —	\$ —	\$ —
STAF Claimants	2,975,869	—	—	—
Salaries, Wages, Fringe Benefits	2,484,026	—	304,059	—
Services and Supplies	5,891,917	67,000	1,262,440	—
Interest	—	—	—	—
Debt Service Principal Payments	—	—	—	—
Capital Outlay	—	—	—	—
Fixed Assets	—	—	—	—
Depreciation	—	—	—	—
All Other	—	—	74,749,166	970,624
Total Expenditures	\$ 55,861,744	\$ 67,000	\$ 76,315,665	\$ 970,624
Excess (Deficiency) of Revenues Over (Under) Expenditures	\$ 3,521,108	\$ 28,978	\$ 4,814,757	\$ 47,225
Other Sources and Uses				
Operating Transfers In	\$ —	\$ —	\$ 28,087	\$ 28,087
Operating Transfers Out	—	—	28,087	28,087
Long -Term Debt Proceeds	—	—	—	—
Other Sources (Uses)	248,372	—	—	(28,087)
Total Other Sources and (Uses)	\$ 248,372	\$ —	\$ —	\$ (28,087)
Excess (Deficiency) of Revenues and Other Sources Over (Under) Expenditures and Other Uses	\$ 3,769,480	\$ 28,978	\$ 4,814,757	\$ 19,138
Equity, Beginning of Year	\$ 15,232,564	\$ 84,502	\$ 22,660,189	\$ 269,803
Prior Period/Other Adjustments	(256,121)	—	—	—
Equity, End of Year	\$ 18,745,923	\$ 113,480	\$ 27,474,946	\$ 288,941

Table 1. Transportation Planning Agencies Annual Report — Fiscal Year 1999-00 — (continued)
Statements of Revenues, Expenditures, and Changes in Fund Balance
For All Fund Types

	Council of San Benito County Governments	San Bernardino Associated Governments	San Diego Association of Governments	San Diego Metropolitan Transit Development Board
Revenues				
LTF (1/4 Cent Sales Tax)	\$ 1,088,244	\$ 43,994,109	\$ 85,225,915	\$ —
STAF	70,965	2,728,606	1,600,288	4,995,802
Other Locally Funded Sales Tax	37,352	81,435,998	178,412,488	8,947,165
Interest	591,552	9,745,522	10,513,909	11,626,820
Federal Grants	—	3,052,411	9,804,437	24,427,018
State Grants	—	3,893,749	30,736,653	24,771,943
Local Grants	—	—	4,236,254	278,000
LTF Allocation	70,965	37,250	447,838	33,361,713
TDA Allocation Returned	—	—	629,226	—
Other/Miscellaneous	75,373	6,926,372	951,861	31,429,841
Developer Fees	—	—	—	—
Vehicle Registration Fees	—	1,285,478	—	—
Total Revenues	\$ 1,934,451	\$ 153,099,495	\$ 322,558,869	\$ 139,838,302
Expenditures				
LTF Claimants, Planning, Administration	\$ —	\$ 37,093,672	\$ 70,552,093	\$ —
STAF Claimants	—	997,589	1,973,200	5,394,313
Salaries, Wages, Fringe Benefits	222,408	12,650,036	6,377,870	5,672,811
Services and Supplies	—	105,339,521	44,576,952	—
Interest	—	12,680,180	32,053,898	7,972,712
Debt Service Principal Payments	—	15,870,002	52,845,000	3,383,681
Capital Outlay	353,968	—	—	44,636,884
Fixed Assets	—	—	55,467	—
Depreciation	—	—	—	6,761
All Other	—	—	112,561,722	7,694,814
Total Expenditures	\$ 576,376	\$ 184,631,000	\$ 320,996,202	\$ 74,761,976
Excess (Deficiency) of Revenues Over (Under) Expenditures	\$ 1,358,075	\$ (31,531,505)	\$ 1,562,667	\$ 65,076,326
Other Sources and Uses				
Operating Transfers In	\$ —	\$ 28,712,195	\$ 84,414,900	\$ 34,297,686
Operating Transfers Out	—	28,712,195	84,414,900	34,297,686
Long -Term Debt Proceeds	—	—	2,000,000	—
Other Sources (Uses)	—	6,888,070	—	(63,491,246)
Total Other Sources and (Uses)	\$ —	\$ 6,888,070	\$ 2,000,000	\$ (63,491,246)
Excess (Deficiency) of Revenues and Other Sources Over (Under) Expenditures and Other Uses	\$ 1,358,075	\$ (24,643,435)	\$ 3,562,667	\$ 1,585,080
Equity, Beginning of Year	\$ 11,624,667	\$ 143,352,237	\$ 217,676,092	\$ 192,112,795
Prior Period/Other Adjustments	(172,343)	634,772	13,316	62,328
Equity, End of Year	\$ 12,810,399	\$ 119,343,574	\$ 221,252,075	\$ 193,760,203

Table 1. Transportation Planning Agencies Annual Report — Fiscal Year 1999-00 — (continued)
Statements of Revenues, Expenditures, and Changes in Fund Balance
For All Fund Types

	San Francisco County Transportation Authority	San Joaquin County Council of Governments	San Luis Obispo Area Council of Governments	San Mateo County Transportation Authority
Revenues				
LTF (1/4 Cent Sales Tax)	\$ —	\$ 15,145,856	\$ 6,836,748	\$ —
STAF	—	981,296	426,866	—
Other Locally Funded Sales Tax	72,735,688	29,871,098	—	63,061,881
Interest	12,834,304	7,874,197	224,256	11,219,032
Federal Grants	1,779,351	883,624	611,626	—
State Grants	—	917,770	319,241	—
Local Grants	—	25,000	145,984	—
LTF Allocation	—	516,000	304,388	—
TDA Allocation Returned	—	—	—	—
Other/Miscellaneous	760,779	208,214	1,587,723	511,006
Developer Fees	—	—	—	—
Vehicle Registration Fees	—	—	239,277	—
Total Revenues	\$ 88,110,122	\$ 56,423,055	\$ 10,696,109	\$ 74,791,919
Expenditures				
LTF Claimants, Planning, Administration	\$ —	\$ 11,712,955	\$ 6,854,420	\$ —
STAF Claimants	—	839,273	362,109	—
Salaries, Wages, Fringe Benefits	—	1,121,130	711,768	380,768
Services and Supplies	3,762,838	2,144,312	718,510	153,356
Interest	—	2,277,454	—	2,890,300
Debt Service Principal Payments	—	—	—	6,370,000
Capital Outlay	—	—	—	—
Fixed Assets	—	28,901	7,946	—
Depreciation	—	—	—	—
All Other	89,812,036	34,878,952	1,716,980	20,636,717
Total Expenditures	\$ 93,574,874	\$ 53,002,977	\$ 10,371,733	\$ 30,431,141
Excess (Deficiency) of Revenues Over (Under) Expenditures	\$ (5,464,752)	\$ 3,420,078	\$ 324,376	\$ 44,360,778
Other Sources and Uses				
Operating Transfers In	\$ —	\$ —	\$ —	\$ —
Operating Transfers Out	—	—	—	—
Long -Term Debt Proceeds	—	24,000,000	—	—
Other Sources (Uses)	—	—	—	10,606,786
Total Other Sources and (Uses)	\$ —	\$ 24,000,000	\$ —	\$ 10,606,786
Excess (Deficiency) of Revenues and Other Sources Over (Under) Expenditures and Other Uses	\$ (5,464,752)	\$ 27,420,078	\$ 324,376	\$ 54,967,564
Equity, Beginning of Year	\$ 206,239,748	\$ 125,955,015	\$ 2,334,878	\$ 212,306,704
Prior Period/Other Adjustments	46,506	—	229,011	4,058,148
Equity, End of Year	\$ 200,821,502	\$ 153,375,093	\$ 2,888,265	\$ 271,332,416

Table 1. Transportation Planning Agencies Annual Report — Fiscal Year 1999-00 — (continued)
Statements of Revenues, Expenditures, and Changes in Fund Balance
For All Fund Types

	Intercity Transportation System Management Authority	Multi-City Transportation System Management Authority	Santa Barbara County Association of Governments	Santa Clara County Congestion Management Agency
Revenues				
LTF (1/4 Cent Sales Tax)	\$ —	\$ —	\$ 11,473,893	\$ —
STAF	—	—	771,656	—
Other Locally Funded Sales Tax	—	—	23,810,345	—
Interest	14	5,385	1,443,907	781
Federal Grants	—	240,000	538,352	1,042,441
State Grants	88,758	322,944	6,208,030	31,031
Local Grants	—	—	414,522	1,629,993
LTF Allocation	—	—	216,836	—
TDA Allocation Returned	—	—	—	—
Other/Miscellaneous	445	14,724	20,212	86,890
Developer Fees	—	—	—	—
Vehicle Registration Fees	—	—	333,145	—
Total Revenues	\$ 89,217	\$ 583,053	\$ 45,230,898	\$ 2,791,136
Expenditures				
LTF Claimants, Planning, Administration	\$ —	\$ —	\$ 11,545,106	\$ —
STAF Claimants	—	—	786,967	—
Salaries, Wages, Fringe Benefits	83,014	262,385	1,057,117	1,378,389
Services and Supplies	9,230	233,709	14,776,736	1,016,730
Interest	—	—	1,841,695	—
Debt Service Principal Payments	—	—	2,770,000	—
Capital Outlay	—	—	—	—
Fixed Assets	—	—	—	—
Depreciation	—	—	—	—
All Other	—	56,409	17,062,524	481,031
Total Expenditures	\$ 92,244	\$ 552,503	\$ 49,840,145	\$ 2,876,150
Excess (Deficiency) of Revenues Over (Under) Expenditures	\$ (3,027)	\$ 30,550	\$ (4,609,247)	\$ (85,014)
Other Sources and Uses				
Operating Transfers In	\$ —	\$ —	\$ 4,611,918	\$ —
Operating Transfers Out	—	—	4,611,918	—
Long -Term Debt Proceeds	—	—	—	—
Other Sources (Uses)	—	—	—	—
Total Other Sources and (Uses)	\$ —	\$ —	\$ —	\$ —
Excess (Deficiency) of Revenues and Other Sources Over (Under) Expenditures and Other Uses	\$ (3,027)	\$ 30,550	\$ (4,609,247)	\$ (85,014)
Equity, Beginning of Year	\$ 5,707	\$ 66,106	\$ 36,185,434	\$ 1,482,039
Prior Period/Other Adjustments	—	7,598	(288,004)	50,374
Equity, End of Year	\$ 2,680	\$ 104,254	\$ 31,288,183	\$ 1,447,399

Table 1. Transportation Planning Agencies Annual Report — Fiscal Year 1999-00 — (continued)
Statements of Revenues, Expenditures, and Changes in Fund Balance
For All Fund Types

	Santa Cruz County Transportation Commission	Shasta County Regional Transportation Planning Agency	Sierra County Local Transportation Commission	Siskiyou County Local Transportation Commission
Revenues				
LTF (1/4 Cent Sales Tax)	\$ 6,800,800	\$ 4,803,856	\$ 45,000	\$ 908,499
STAF	823,683	261,221	4,775	68,722
Other Locally Funded Sales Tax	—	—	—	—
Interest	362,672	70,742	5,170	10,035
Federal Grants	203,613	622,966	—	—
State Grants	477,506	956,000	—	84,927
Local Grants	48,701	—	—	—
LTF Allocation	614,169	9,905	229,794	54,000
TDA Allocation Returned	—	—	49,034	—
Other/Miscellaneous	2,135,949	28,987	2,222	—
Developer Fees	—	—	—	—
Vehicle Registration Fees	228,507	—	—	—
Total Revenues	\$ 11,695,600	\$ 6,753,677	\$ 335,995	\$ 1,126,183
Expenditures				
LTF Claimants, Planning, Administration	\$ 6,456,927	\$ 5,380,451	\$ 38,785	\$ 868,676
STAF Claimants	781,410	260,204	—	68,865
Salaries, Wages, Fringe Benefits	814,542	—	—	—
Services and Supplies	853,775	672,121	315,959	128,309
Interest	3,912	—	—	—
Debt Service Principal Payments	32,812	—	—	—
Capital Outlay	—	—	—	—
Fixed Assets	—	11,615	—	7,527
Depreciation	—	—	—	—
All Other	2,008,280	—	—	—
Total Expenditures	\$ 10,951,658	\$ 6,324,391	\$ 354,744	\$ 1,073,377
Excess (Deficiency) of Revenues Over (Under) Expenditures	\$ 743,942	\$ 429,286	\$ (18,749)	\$ 52,806
Other Sources and Uses				
Operating Transfers In	\$ —	\$ —	\$ —	\$ —
Operating Transfers Out	—	—	—	—
Long -Term Debt Proceeds	—	—	—	—
Other Sources (Uses)	—	—	—	—
Total Other Sources and (Uses)	\$ —	\$ —	\$ —	\$ —
Excess (Deficiency) of Revenues and Other Sources Over (Under) Expenditures and Other Uses	\$ 743,942	\$ 429,286	\$ (18,749)	\$ 52,806
Equity, Beginning of Year	\$ 4,586,149	\$ 1,107,244	\$ 121,247	\$ 80,754
Prior Period/Other Adjustments	2,039,002	(2,983)	21,861	(4,254)
Equity, End of Year	\$ 7,369,093	\$ 1,533,547	\$ 124,359	\$ 129,306

Table 1. Transportation Planning Agencies Annual Report — Fiscal Year 1999-00 — (continued)
Statements of Revenues, Expenditures, and Changes in Fund Balance
For All Fund Types

	Solano County Transportation Authority Congestion Management	Stanislaus Council of Governments	Tehama County Transportation Commission	Trinity County Transportation Commission
Revenues				
LTF (1/4 Cent Sales Tax)	\$ —	\$ 12,671,609	\$ 1,132,064	\$ 163,653
STAF	—	704,513	82,606	14,902
Other Locally Funded Sales Tax	357,471	—	—	—
Interest	66,322	296,375	7,846	44,294
Federal Grants	140,000	781,526	519,185	—
State Grants	713,151	151,531	88,111	—
Local Grants	—	—	—	—
LTF Allocation	254,971	125,000	133,500	—
TDA Allocation Returned	—	—	—	—
Other/Miscellaneous	374,100	393,920	45,020	53,496
Developer Fees	—	—	—	—
Vehicle Registration Fees	—	4,000	—	—
Total Revenues	\$ 1,906,015	\$ 15,128,474	\$ 2,008,332	\$ 276,345
Expenditures				
LTF Claimants, Planning, Administration	\$ —	\$ 11,990,523	\$ 1,136,113	\$ 106,023
STAF Claimants	—	716,210	82,804	—
Salaries, Wages, Fringe Benefits	375,018	604,254	110,119	—
Services and Supplies	516,166	536,204	203,555	42,634
Interest	—	—	—	—
Debt Service Principal Payments	—	—	—	—
Capital Outlay	—	—	—	—
Fixed Assets	—	37,443	—	—
Depreciation	42,566	—	—	—
All Other	827,228	379,164	468,746	38,182
Total Expenditures	\$ 1,760,978	\$ 14,263,798	\$ 2,001,337	\$ 186,839
Excess (Deficiency) of Revenues Over (Under) Expenditures	\$ 145,037	\$ 864,676	\$ 6,995	\$ 89,506
Other Sources and Uses				
Operating Transfers In	\$ 200,675	\$ —	\$ —	\$ —
Operating Transfers Out	200,675	—	—	—
Long -Term Debt Proceeds	—	—	—	—
Other Sources (Uses)	42,566	—	—	—
Total Other Sources and (Uses)	\$ 42,566	\$ —	\$ —	\$ —
Excess (Deficiency) of Revenues and Other Sources Over (Under) Expenditures and Other Uses	\$ 187,603	\$ 864,676	\$ 6,995	\$ 89,506
Equity, Beginning of Year	\$ 809,837	\$ 979,775	\$ 171,982	\$ 869,700
Prior Period/Other Adjustments	130,579	301,307	37,431	(99,255)
Equity, End of Year	\$ 1,128,019	\$ 2,145,758	\$ 216,408	\$ 859,951

Table 1. Transportation Planning Agencies Annual Report — Fiscal Year 1999-00 — (continued)
Statements of Revenues, Expenditures, and Changes in Fund Balance
For All Fund Types

	Tulare County Association of Governments	Tuolumne County and Cities Planning Council	Ventura County Transportation Commission	State Total
Revenues				
LTF (1/4 Cent Sales Tax)	\$ 7,876,206	\$ 1,210,727	\$ 21,604,021	\$ 991,872,767
STAF	576,592	78,751	1,151,990	92,268,523
Other Locally Funded Sales Tax	—	36,000	—	2,042,743,407
Interest	279,656	16,122	503,489	268,906,183
Federal Grants	457,598	—	4,809,525	411,699,346
State Grants	—	—	2,338,478	118,736,399
Local Grants	—	—	1,274,303	96,541,838
LTF Allocation	50,895	322,041	1,205,000	67,839,479
TDA Allocation Returned	—	—	—	4,540,779
Other/Miscellaneous	170,258	—	553,427	382,390,610
Developer Fees	—	—	—	40,695,419
Vehicle Registration Fees	—	—	655,282	27,831,223
Total Revenues	\$ 9,411,205	\$ 1,663,641	\$ 34,095,515	\$ 4,546,065,973
Expenditures				
LTF Claimants, Planning, Administration	\$ 7,143,957	\$ 1,051,848	\$ 22,523,533	\$ 940,657,079
STAF Claimants	416,136	79,535	1,119,052	88,991,654
Salaries, Wages, Fringe Benefits	—	121,271	1,061,228	162,384,711
Services and Supplies	793,439	—	9,791,234	843,668,807
Interest	—	—	—	435,525,336
Debt Service Principal Payments	—	—	—	458,238,899
Capital Outlay	—	—	—	566,453,095
Fixed Assets	—	1,496	34,387	1,822,295
Depreciation	—	—	—	2,701,006
All Other	—	52,418	316,288	763,563,709
Total Expenditures	\$ 8,353,532	\$ 1,306,568	\$ 34,845,722	\$ 4,264,006,591
Excess (Deficiency) of Revenues Over (Under) Expenditures	\$ 1,057,673	\$ 357,073	\$ (750,207)	\$ 282,059,382
Other Sources and Uses				
Operating Transfers In	\$ —	\$ —	\$ —	\$ 1,093,792,725
Operating Transfers Out	—	—	—	1,093,792,725
Long -Term Debt Proceeds	—	—	—	395,373,000
Other Sources (Uses)	—	—	—	(539,718,093)
Total Other Sources and (Uses)	\$ —	\$ —	\$ —	\$ (144,345,093)
Excess (Deficiency) of Revenues and Other Sources Over (Under) Expenditures and Other Uses	\$ 1,057,673	\$ 357,073	\$ (750,207)	\$ 137,714,289
Equity, Beginning of Year	\$ 2,156,160	\$ —	\$ 7,376,063	\$ 5,324,544,345
Prior Period/Other Adjustments	138,910	(10,282)	10,799	(881,366,788)
Equity, End of Year	\$ 3,352,743	\$ 346,791	\$ 6,636,655	\$ 4,580,891,846

Table 2. Transportation Planning Agencies Annual Report — Fiscal Year 1999-00
Local Transportation Funds Balance Sheet and Statements of Revenues, Expenditures,
and Changes in Fund Balance

	Metropolitan Transportation Commission Alameda	Contra Costa	Marin	Napa
Balance Sheets				
Assets				
Cash and Investments	\$ 11,447,367	\$ 20,175,824	\$ 1,269,296	\$ 7,382,708
Accounts Receivable	—	—	—	—
Interest Receivable	—	—	—	—
Due From Other Funds	—	—	—	—
Due From Other Agencies	—	—	—	—
Other Assets	—	—	—	—
Total Assets	\$ 11,447,367	\$ 20,175,824	\$ 1,269,296	\$ 7,382,708
Liabilities				
Accounts Payable	\$ —	\$ —	\$ —	\$ —
Due to Other Funds	—	—	—	—
Due to Other Agencies	—	—	—	—
Other Liabilities	—	—	—	—
TDA Allocations Payable	—	—	—	—
Total Liabilities	\$ —	\$ —	\$ —	\$ —
Fund Equity				
Reserved				
TDA Current Allocations Unpaid	\$ —	\$ —	\$ —	\$ —
TDA Funds Reserved	5,900,035	3,102,542	425,913	2,849,651
TDA Unallocated Apportionments	5,547,332	17,073,282	843,383	4,533,057
TDA Unrestricted	—	—	—	—
Total Fund Equity	\$ 11,447,367	\$ 20,175,824	\$ 1,269,296	\$ 7,382,708
Total Liabilities and Equity	\$ 11,447,367	\$ 20,175,824	\$ 1,269,296	\$ 7,382,708
Statement of Revenues, Expenditures and Changes in Fund Balance				
Revenues				
LTF (1/4 cent Sales Tax)	\$ 54,936,880	\$ 28,290,695	\$ 9,527,056	\$ 4,451,700
Interest	281,821	667,091	48,555	310,736
TDA Allocations Returned	838,306	1,362,226	—	180,718
Other/Miscellaneous	—	—	—	—
Total Revenues	\$ 56,057,007	\$ 30,320,012	\$ 9,575,611	\$ 4,943,154
Expenditures				
LTF Claimants, Planning, Administration	\$ 55,639,198	\$ 25,982,123	\$ 9,196,309	\$ 3,202,912
All Other	—	—	—	—
Total Expenditures	\$ 55,639,198	\$ 25,982,123	\$ 9,196,309	\$ 3,202,912
Excess (Deficiency) of Revenues Over (Under) Expenditures	\$ 417,809	\$ 4,337,889	\$ 379,302	\$ 1,740,242
Other Sources and (Uses)				
Operating Transfers In	\$ —	\$ —	\$ —	\$ —
Operating Transfers Out	—	—	—	—
Other Sources (Uses)	—	—	—	—
Total Other Sources and (Uses)	\$ —	\$ —	\$ —	\$ —
Excess (Deficiency) of Revenues and Other Sources Over (Under) Expenditures and Other Uses	\$ 417,809	\$ 4,337,889	\$ 379,302	\$ 1,740,242
Equity, Beginning of Year	\$ 11,029,558	\$ 15,837,935	\$ 889,994	\$ 5,661,187
Prior Year Adjustments	—	—	—	(18,721)
Equity, End of Year	\$ 11,447,367	\$ 20,175,824	\$ 1,269,296	\$ 7,382,708

Table 2. Transportation Planning Agencies Annual Report — Fiscal Year 1999-00 — (continued)
Local Transportation Funds Balance Sheet and Statements of Revenues, Expenditures,
and Changes in Fund Balance

	Metropolitan Transportation Commission — (continued)			
	San Francisco	San Mateo	Santa Clara	Solano
Balance Sheets				
Assets				
Cash and Investments	\$ 1,322,954	\$ 5,607,406	\$ 13,244,687	\$ 11,010,361
Accounts Receivable	—	—	—	—
Interest Receivable	—	—	—	—
Due From Other Funds	—	—	—	—
Due From Other Agencies	—	—	—	—
Other Assets	—	—	—	—
Total Assets	\$ 1,322,954	\$ 5,607,406	\$ 13,244,687	\$ 11,010,361
Liabilities				
Accounts Payable	\$ —	\$ —	\$ —	\$ —
Due to Other Funds	—	—	—	—
Due to Other Agencies	—	—	—	—
Other Liabilities	—	—	—	—
TDA Allocations Payable	—	—	—	—
Total Liabilities	\$ —	\$ —	\$ —	\$ —
Fund Equity				
Reserved				
TDA Current Allocations Unpaid	\$ —	\$ —	\$ —	\$ —
TDA Funds Reserved	1,419,716	1,278,749	3,075,066	6,533,338
TDA Unallocated Apportionments	(96,762)	4,328,657	10,169,621	4,477,023
TDA Unrestricted	—	—	—	—
Total Fund Equity	\$ 1,322,954	\$ 5,607,406	\$ 13,244,687	\$ 11,010,361
Total Liabilities and Equity	\$ 1,322,954	\$ 5,607,406	\$ 13,244,687	\$ 11,010,361
Statement of Revenues, Expenditures and Changes in Fund Balance				
Revenues				
LTF (1/4 cent Sales Tax)	\$ 32,043,722	\$ 31,697,342	\$ 80,362,349	\$ 10,272,149
Interest	529,303	344,730	621,591	496,359
TDA Allocations Returned	—	64	2,530	939,555
Other/Miscellaneous	—	—	—	—
Total Revenues	\$ 32,573,025	\$ 32,042,136	\$ 80,986,470	\$ 11,708,063
Expenditures				
LTF Claimants, Planning, Administration	\$ 31,516,127	\$ 30,441,816	\$ 81,090,019	\$ 8,884,807
All Other	—	—	—	—
Total Expenditures	\$ 31,516,127	\$ 30,441,816	\$ 81,090,019	\$ 8,884,807
Excess (Deficiency) of Revenues Over (Under) Expenditures	\$ 1,056,898	\$ 1,600,320	\$ (103,549)	\$ 2,823,256
Other Sources and (Uses)				
Operating Transfers In	\$ —	\$ —	\$ —	\$ —
Operating Transfers Out	—	—	—	—
Other Sources (Uses)	—	—	—	—
Total Other Sources and (Uses)	\$ —	\$ —	\$ —	\$ —
Excess (Deficiency) of Revenues and Other Sources Over (Under) Expenditures and Other Uses	\$ 1,056,898	\$ 1,600,320	\$ (103,549)	\$ 2,823,256
Equity, Beginning of Year	\$ 266,056	\$ 4,007,086	\$ 13,348,236	\$ 8,187,105
Prior Year Adjustments	—	—	—	—
Equity, End of Year	\$ 1,322,954	\$ 5,607,406	\$ 13,244,687	\$ 11,010,361

Table 2. Transportation Planning Agencies Annual Report — Fiscal Year 1999-00 — (continued)
Local Transportation Funds Balance Sheet and Statements of Revenues, Expenditures,
and Changes in Fund Balance

	Metropolitan Transportation Commission — (continued)		Alpine County Transportation Commission	Amador County Transportation Commission
	Sonoma	Total		
Balance Sheets				
Assets				
Cash and Investments	\$ 11,687,358	\$ 83,147,961	\$ 343,366	\$ 548,620
Accounts Receivable	—	—	—	—
Interest Receivable	—	—	4,900	—
Due From Other Funds	—	—	—	—
Due From Other Agencies	—	—	—	—
Other Assets	—	—	—	—
Total Assets	\$ 11,687,358	\$ 83,147,961	\$ 348,266	\$ 548,620
Liabilities				
Accounts Payable	\$ —	\$ —	\$ —	\$ —
Due to Other Funds	—	—	—	—
Due to Other Agencies	—	—	—	—
Other Liabilities	—	—	—	—
TDA Allocations Payable	—	—	—	—
Total Liabilities	\$ —	\$ —	\$ —	\$ —
Fund Equity				
Reserved				
TDA Current Allocations Unpaid	\$ —	\$ —	\$ —	\$ —
TDA Funds Reserved	3,707,803	28,292,813	—	548,620
TDA Unallocated Apportionments	7,979,555	54,855,148	—	—
TDA Unrestricted	—	—	348,266	—
Total Fund Equity	\$ 11,687,358	\$ 83,147,961	\$ 348,266	\$ 548,620
Total Liabilities and Equity	\$ 11,687,358	\$ 83,147,961	\$ 348,266	\$ 548,620
Statement of Revenues, Expenditures and Changes in Fund Balance				
Revenues				
LTF (1/4 cent Sales Tax)	\$ 15,810,470	\$ 267,392,363	\$ 51,535	\$ 845,603
Interest	425,790	3,725,976	17,093	7,967
TDA Allocations Returned	459,825	3,783,224	—	—
Other/Miscellaneous	—	—	—	—
Total Revenues	\$ 16,696,085	\$ 274,901,563	\$ 68,628	\$ 853,570
Expenditures				
LTF Claimants, Planning, Administration	\$ 13,817,372	\$ 259,770,683	\$ 7,550	\$ 501,232
All Other	—	—	—	—
Total Expenditures	\$ 13,817,372	\$ 259,770,683	\$ 7,550	\$ 501,232
Excess (Deficiency) of Revenues Over (Under) Expenditures	\$ 2,878,713	\$ 15,130,880	\$ 61,078	\$ 352,338
Other Sources and (Uses)				
Operating Transfers In	\$ —	\$ —	\$ —	\$ —
Operating Transfers Out	—	—	—	—
Other Sources (Uses)	—	—	15,192	—
Total Other Sources and (Uses)	\$ —	\$ —	\$ 15,192	\$ —
Excess (Deficiency) of Revenues and Other Sources Over (Under) Expenditures and Other Uses	\$ 2,878,713	\$ 15,130,880	\$ 76,270	\$ 352,338
Equity, Beginning of Year	\$ 8,808,645	\$ 68,035,802	\$ 271,996	\$ 196,282
Prior Year Adjustments	—	(18,721)	—	—
Equity, End of Year	\$ 11,687,358	\$ 83,147,961	\$ 348,266	\$ 548,620

Table 2. Transportation Planning Agencies Annual Report — Fiscal Year 1999-00 — (continued)
Local Transportation Funds Balance Sheet and Statements of Revenues, Expenditures,
and Changes in Fund Balance

	Butte County Association of Governments	Calaveras County Local Transportation Commission	Colusa County Local Transportation Commission	Del Norte County Local Transportation Commission
Balance Sheets				
Assets				
Cash and Investments	\$ 2,235,075	\$ 37,495	\$ 94,854	\$ 218,880
Accounts Receivable	—	—	23,887	—
Interest Receivable	—	—	—	—
Due From Other Funds	—	—	—	—
Due From Other Agencies	—	—	—	63,400
Other Assets	377,851	—	—	—
Total Assets	\$ 2,612,926	\$ 37,495	\$ 118,741	\$ 282,280
Liabilities				
Accounts Payable	\$ 178,399	\$ —	\$ —	\$ —
Due to Other Funds	—	—	—	—
Due to Other Agencies	—	—	—	—
Other Liabilities	—	—	—	—
TDA Allocations Payable	—	—	—	—
Total Liabilities	\$ 178,399	\$ —	\$ —	\$ —
Fund Equity				
Reserved				
TDA Current Allocations Unpaid	\$ —	\$ —	\$ —	\$ 40,013
TDA Funds Reserved	1,548,898	12,844	—	131,661
TDA Unallocated Apportionments	885,629	24,651	—	110,606
TDA Unrestricted	—	—	118,741	—
Total Fund Equity	\$ 2,434,527	\$ 37,495	\$ 118,741	\$ 282,280
Total Liabilities and Equity	\$ 2,612,926	\$ 37,495	\$ 118,741	\$ 282,280
Statement of Revenues, Expenditures and Changes in Fund Balance				
Revenues				
LTF (1/4 cent Sales Tax)	\$ 4,951,532	\$ 514,212	\$ 597,233	\$ 404,414
Interest	134,098	—	3,562	7,324
TDA Allocations Returned	—	—	—	—
Other/Miscellaneous	—	—	—	—
Total Revenues	\$ 5,085,630	\$ 514,212	\$ 600,795	\$ 411,738
Expenditures				
LTF Claimants, Planning, Administration	\$ 4,512,273	\$ 549,032	\$ 417,453	\$ 353,023
All Other	—	—	—	—
Total Expenditures	\$ 4,512,273	\$ 549,032	\$ 417,453	\$ 353,023
Excess (Deficiency) of Revenues Over (Under) Expenditures	\$ 573,357	\$ (34,820)	\$ 183,342	\$ 58,715
Other Sources and (Uses)				
Operating Transfers In	\$ —	\$ —	\$ —	\$ —
Operating Transfers Out	—	—	—	—
Other Sources (Uses)	—	—	—	—
Total Other Sources and (Uses)	\$ —	\$ —	\$ —	\$ —
Excess (Deficiency) of Revenues and Other Sources Over (Under) Expenditures and Other Uses	\$ 573,357	\$ (34,820)	\$ 183,342	\$ 58,715
Equity, Beginning of Year	\$ 1,861,170	\$ 72,315	\$ (66,520)	\$ 223,565
Prior Year Adjustments	—	—	1,919	—
Equity, End of Year	\$ 2,434,527	\$ 37,495	\$ 118,741	\$ 282,280

Table 2. Transportation Planning Agencies Annual Report — Fiscal Year 1999-00 — (continued)
Local Transportation Funds Balance Sheet and Statements of Revenues, Expenditures,
and Changes in Fund Balance

	El Dorado County Local Transportation Commission	Tahoe Regional Planning Agency El Dorado	Placer	Total
Balance Sheets				
Assets				
Cash and Investments	\$ 483,938	\$ 126,070	\$ 54,820	\$ 180,890
Accounts Receivable	88,928	—	—	—
Interest Receivable	—	—	—	—
Due From Other Funds	—	—	—	—
Due From Other Agencies	—	24,533	16,807	41,340
Other Assets	—	—	—	—
Total Assets	\$ 572,866	\$ 150,603	\$ 71,627	\$ 222,230
Liabilities				
Accounts Payable	\$ —	\$ —	\$ —	\$ —
Due to Other Funds	—	—	—	—
Due to Other Agencies	—	—	—	—
Other Liabilities	—	—	—	—
TDA Allocations Payable	—	—	—	—
Total Liabilities	\$ —	\$ —	\$ —	\$ —
Fund Equity				
Reserved				
TDA Current Allocations Unpaid	\$ —	\$ —	\$ —	\$ —
TDA Funds Reserved	—	150,603	71,627	222,230
TDA Unallocated Apportionments	572,866	—	—	—
TDA Unrestricted	—	—	—	—
Total Fund Equity	\$ 572,866	\$ 150,603	\$ 71,627	\$ 222,230
Total Liabilities and Equity	\$ 572,866	\$ 150,603	\$ 71,627	\$ 222,230
Statement of Revenues, Expenditures and Changes in Fund Balance				
Revenues				
LTF (1/4 cent Sales Tax)	\$ 2,443,701	\$ 674,436	\$ 477,002	\$ 1,151,438
Interest	19,785	8,131	6,146	14,277
TDA Allocations Returned	—	—	—	—
Other/Miscellaneous	—	—	—	—
Total Revenues	\$ 2,463,486	\$ 682,567	\$ 483,148	\$ 1,165,715
Expenditures				
LTF Claimants, Planning, Administration	\$ 2,177,160	\$ 629,459	\$ 481,623	\$ 1,111,082
All Other	—	—	—	—
Total Expenditures	\$ 2,177,160	\$ 629,459	\$ 481,623	\$ 1,111,082
Excess (Deficiency) of Revenues Over (Under) Expenditures	\$ 286,326	\$ 53,108	\$ 1,525	\$ 54,633
Other Sources and (Uses)				
Operating Transfers In	\$ —	\$ —	\$ —	\$ —
Operating Transfers Out	—	—	—	—
Other Sources (Uses)	—	—	—	—
Total Other Sources and (Uses)	\$ —	\$ —	\$ —	\$ —
Excess (Deficiency) of Revenues and Other Sources Over (Under) Expenditures and Other Uses	\$ 286,326	\$ 53,108	\$ 1,525	\$ 54,633
Equity, Beginning of Year	\$ 203,280	\$ 97,495	\$ 70,102	\$ 167,597
Prior Year Adjustments	83,260	—	—	—
Equity, End of Year	\$ 572,866	\$ 150,603	\$ 71,627	\$ 222,230

Table 2. Transportation Planning Agencies Annual Report — Fiscal Year 1999-00 — (continued)
Local Transportation Funds Balance Sheet and Statements of Revenues, Expenditures,
and Changes in Fund Balance

	Fresno County Council of Governments	Glenn County Local Transportation Commission	Humboldt County Association of Governments	Imperial Valley Association of Governments
Balance Sheets				
Assets				
Cash and Investments	\$ 1,985,232	\$ 415,646	\$ 747,752	\$ 1,370,726
Accounts Receivable	—	—	—	—
Interest Receivable	19,155	—	—	12,694
Due From Other Funds	—	—	—	—
Due From Other Agencies	—	30,000	—	—
Other Assets	—	—	—	—
Total Assets	\$ 2,004,387	\$ 445,646	\$ 747,752	\$ 1,383,420
Liabilities				
Accounts Payable	\$ —	\$ —	\$ —	\$ —
Due to Other Funds	—	—	—	—
Due to Other Agencies	—	60,000	—	—
Other Liabilities	—	—	—	—
TDA Allocations Payable	411,148	—	—	—
Total Liabilities	\$ 411,148	\$ 60,000	\$ —	\$ —
Fund Equity				
Reserved				
TDA Current Allocations Unpaid	\$ —	\$ —	\$ 12,970	\$ —
TDA Funds Reserved	1,593,239	385,646	—	—
TDA Unallocated Apportionments	—	—	734,782	—
TDA Unrestricted	—	—	—	1,383,420
Total Fund Equity	\$ 1,593,239	\$ 385,646	\$ 747,752	\$ 1,383,420
Total Liabilities and Equity	\$ 2,004,387	\$ 445,646	\$ 747,752	\$ 1,383,420
Statement of Revenues, Expenditures and Changes in Fund Balance				
Revenues				
LTF (1/4 cent Sales Tax)	\$ 20,094,575	\$ 548,745	\$ 3,126,108	\$ 3,437,510
Interest	215,421	21,809	21,072	43,276
TDA Allocations Returned	—	—	—	—
Other/Miscellaneous	—	—	—	—
Total Revenues	\$ 20,309,996	\$ 570,554	\$ 3,147,180	\$ 3,480,786
Expenditures				
LTF Claimants, Planning, Administration	\$ 19,610,791	\$ 537,994	\$ 3,080,695	\$ 2,795,498
All Other	—	—	—	—
Total Expenditures	\$ 19,610,791	\$ 537,994	\$ 3,080,695	\$ 2,795,498
Excess (Deficiency) of Revenues Over (Under) Expenditures	\$ 699,205	\$ 32,560	\$ 66,485	\$ 685,288
Other Sources and (Uses)				
Operating Transfers In	\$ —	\$ —	\$ —	\$ —
Operating Transfers Out	—	—	—	—
Other Sources (Uses)	—	—	—	—
Total Other Sources and (Uses)	\$ —	\$ —	\$ —	\$ —
Excess (Deficiency) of Revenues and Other Sources Over (Under) Expenditures and Other Uses	\$ 699,205	\$ 32,560	\$ 66,485	\$ 685,288
Equity, Beginning of Year	\$ 894,034	\$ 353,086	\$ 681,268	\$ 698,132
Prior Year Adjustments	—	—	(1)	—
Equity, End of Year	\$ 1,593,239	\$ 385,646	\$ 747,752	\$ 1,383,420

Table 2. Transportation Planning Agencies Annual Report — Fiscal Year 1999-00 — (continued)
Local Transportation Funds Balance Sheet and Statements of Revenues, Expenditures,
and Changes in Fund Balance

	Inyo County Local Transportation Commission	Kern Council of Governments	Kings County Association of Governments	Lake County/City Council of Governments
Balance Sheets				
Assets				
Cash and Investments	\$ 4,832	\$ 7,235,725	\$ —	\$ 492,481
Accounts Receivable	32,300	615,197	—	37,620
Interest Receivable	—	113,938	—	10,271
Due From Other Funds	—	3,675	—	—
Due From Other Agencies	454	12,000	—	—
Other Assets	—	190,414	—	—
Total Assets	\$ 37,586	\$ 8,170,949	\$ —	\$ 540,372
Liabilities				
Accounts Payable	\$ —	\$ —	\$ —	\$ —
Due to Other Funds	—	3,675	—	—
Due to Other Agencies	—	—	—	—
Other Liabilities	—	—	—	—
TDA Allocations Payable	36,677	—	—	—
Total Liabilities	\$ 36,677	\$ 3,675	\$ —	\$ —
Fund Equity				
Reserved				
TDA Current Allocations Unpaid	\$ —	\$ —	\$ —	\$ —
TDA Funds Reserved	909	—	—	—
TDA Unallocated Apportionments	—	—	—	—
TDA Unrestricted	—	8,167,274	—	540,372
Total Fund Equity	\$ 909	\$ 8,167,274	\$ —	\$ 540,372
Total Liabilities and Equity	\$ 37,586	\$ 8,170,949	\$ —	\$ 540,372
Statement of Revenues, Expenditures and Changes in Fund Balance				
Revenues				
LTF (1/4 cent Sales Tax)	\$ 621,278	\$ 16,304,401	\$ 2,064,857	\$ 1,021,877
Interest	569	476,873	3,974	25,790
TDA Allocations Returned	—	79,136	—	—
Other/Miscellaneous	—	—	100	16,500
Total Revenues	\$ 621,847	\$ 16,860,410	\$ 2,068,931	\$ 1,064,167
Expenditures				
LTF Claimants, Planning, Administration	\$ 621,278	\$ 17,394,774	\$ 2,068,931	\$ 684,150
All Other	—	—	—	—
Total Expenditures	\$ 621,278	\$ 17,394,774	\$ 2,068,931	\$ 684,150
Excess (Deficiency) of Revenues Over (Under) Expenditures	\$ 569	\$ (534,364)	\$ —	\$ 380,017
Other Sources and (Uses)				
Operating Transfers In	\$ —	\$ —	\$ —	\$ —
Operating Transfers Out	—	—	—	—
Other Sources (Uses)	—	—	—	—
Total Other Sources and (Uses)	\$ —	\$ —	\$ —	\$ —
Excess (Deficiency) of Revenues and Other Sources Over (Under) Expenditures and Other Uses	\$ 569	\$ (534,364)	\$ —	\$ 380,017
Equity, Beginning of Year	\$ 340	\$ 8,701,639	\$ —	\$ 160,355
Prior Year Adjustments	—	(1)	—	—
Equity, End of Year	\$ 909	\$ 8,167,274	\$ —	\$ 540,372

Table 2. Transportation Planning Agencies Annual Report — Fiscal Year 1999-00 — (continued)
Local Transportation Funds Balance Sheet and Statements of Revenues, Expenditures,
and Changes in Fund Balance

	Lassen County Local Transportation Commission	Los Angeles County Metropolitan Transportation Authority	Madera County Local Transportation Commission	Mariposa County Local Transportation Commission
Balance Sheets				
Assets				
Cash and Investments	\$ 211,535	\$ 145,703,000	\$ 1,677,879	\$ 14,127
Accounts Receivable	—	4,226,000	—	12,650
Interest Receivable	3,495	—	—	—
Due From Other Funds	21,661	—	40,000	—
Due From Other Agencies	542,244	—	—	—
Other Assets	—	—	—	—
Total Assets	\$ 778,935	\$ 149,929,000	\$ 1,717,879	\$ 26,777
Liabilities				
Accounts Payable	\$ —	\$ —	\$ —	\$ —
Due to Other Funds	21,661	2,574,000	—	—
Due to Other Agencies	—	—	—	—
Other Liabilities	—	—	—	—
TDA Allocations Payable	—	14,882,000	—	—
Total Liabilities	\$ 21,661	\$ 17,456,000	\$ —	\$ —
Fund Equity				
Reserved				
TDA Current Allocations Unpaid	\$ —	\$ 3,712,000	\$ 1,326,420	\$ —
TDA Funds Reserved	—	125,046,000	—	26,777
TDA Unallocated Apportionments	—	—	391,459	—
TDA Unrestricted	757,274	3,715,000	—	—
Total Fund Equity	\$ 757,274	\$ 132,473,000	\$ 1,717,879	\$ 26,777
Total Liabilities and Equity	\$ 778,935	\$ 149,929,000	\$ 1,717,879	\$ 26,777
Statement of Revenues, Expenditures and Changes in Fund Balance				
Revenues				
LTF (1/4 cent Sales Tax)	\$ 535,315	\$ 256,234,000	\$ 2,132,423	\$ 325,592
Interest	8,414	5,860,000	81,992	3,233
TDA Allocations Returned	—	—	—	—
Other/Miscellaneous	—	2,961,000	—	—
Total Revenues	\$ 543,729	\$ 265,055,000	\$ 2,214,415	\$ 328,825
Expenditures				
LTF Claimants, Planning, Administration	\$ 547,890	\$ 249,716,000	\$ 1,524,369	\$ 322,199
All Other	—	—	—	—
Total Expenditures	\$ 547,890	\$ 249,716,000	\$ 1,524,369	\$ 322,199
Excess (Deficiency) of Revenues Over (Under) Expenditures	\$ (4,161)	\$ 15,339,000	\$ 690,046	\$ 6,626
Other Sources and (Uses)				
Operating Transfers In	\$ —	\$ —	\$ —	\$ —
Operating Transfers Out	—	—	—	—
Other Sources (Uses)	—	—	—	—
Total Other Sources and (Uses)	\$ —	\$ —	\$ —	\$ —
Excess (Deficiency) of Revenues and Other Sources Over (Under) Expenditures and Other Uses	\$ (4,161)	\$ 15,339,000	\$ 690,046	\$ 6,626
Equity, Beginning of Year	\$ 176,624	\$ 117,372,000	\$ 1,027,833	\$ 20,152
Prior Year Adjustments	584,811	(238,000)	—	(1)
Equity, End of Year	\$ 757,274	\$ 132,473,000	\$ 1,717,879	\$ 26,777

Table 2. Transportation Planning Agencies Annual Report — Fiscal Year 1999-00 — (continued)
Local Transportation Funds Balance Sheet and Statements of Revenues, Expenditures,
and Changes in Fund Balance

	Mendocino Council of Governments	Merced County Association of Governments	Modoc County Local Transportation Commission	Mono County Local Transportation Commission
Balance Sheets				
Assets				
Cash and Investments	\$ 254,282	\$ 806,863	\$ 227,768	\$ 44,516
Accounts Receivable	—	—	—	—
Interest Receivable	—	—	2,001	—
Due From Other Funds	230,012	—	18,000	—
Due From Other Agencies	—	—	—	—
Other Assets	—	—	—	—
Total Assets	\$ 484,294	\$ 806,863	\$ 247,769	\$ 44,516
Liabilities				
Accounts Payable	\$ —	\$ —	\$ —	\$ —
Due to Other Funds	—	—	89,000	—
Due to Other Agencies	17,554	—	76,000	3,076
Other Liabilities	—	—	—	—
TDA Allocations Payable	—	—	—	—
Total Liabilities	\$ 17,554	\$ —	\$ 165,000	\$ 3,076
Fund Equity				
Reserved				
TDA Current Allocations Unpaid	\$ —	\$ —	\$ —	\$ —
TDA Funds Reserved	317,791	806,863	—	24,907
TDA Unallocated Apportionments	—	—	—	16,533
TDA Unrestricted	148,949	—	82,769	—
Total Fund Equity	\$ 466,740	\$ 806,863	\$ 82,769	\$ 41,440
Total Liabilities and Equity	\$ 484,294	\$ 806,863	\$ 247,769	\$ 44,516
Statement of Revenues, Expenditures and Changes in Fund Balance				
Revenues				
LTF (1/4 cent Sales Tax)	\$ 2,327,881	\$ 4,173,372	\$ 163,643	\$ 482,532
Interest	19,814	39,540	5,823	4,889
TDA Allocations Returned	159	—	—	—
Other/Miscellaneous	—	—	—	—
Total Revenues	\$ 2,347,854	\$ 4,212,912	\$ 169,466	\$ 487,421
Expenditures				
LTF Claimants, Planning, Administration	\$ 2,149,735	\$ 4,042,750	\$ 167,373	\$ 461,573
All Other	—	—	—	—
Total Expenditures	\$ 2,149,735	\$ 4,042,750	\$ 167,373	\$ 461,573
Excess (Deficiency) of Revenues Over (Under) Expenditures	\$ 198,119	\$ 170,162	\$ 2,093	\$ 25,848
Other Sources and (Uses)				
Operating Transfers In	\$ —	\$ —	\$ —	\$ —
Operating Transfers Out	—	—	—	—
Other Sources (Uses)	—	—	—	—
Total Other Sources and (Uses)	\$ —	\$ —	\$ —	\$ —
Excess (Deficiency) of Revenues and Other Sources Over (Under) Expenditures and Other Uses	\$ 198,119	\$ 170,162	\$ 2,093	\$ 25,848
Equity, Beginning of Year	\$ 270,929	\$ 636,701	\$ 80,676	\$ 15,592
Prior Year Adjustments	(2,308)	—	—	—
Equity, End of Year	\$ 466,740	\$ 806,863	\$ 82,769	\$ 41,440

Table 2. Transportation Planning Agencies Annual Report — Fiscal Year 1999-00 — (continued)
Local Transportation Funds Balance Sheet and Statements of Revenues, Expenditures,
and Changes in Fund Balance

	Transportation Agency for Monterey County	Nevada County Local Transportation Commission	Orange County Transportation Authority	Placer County Local Transportation Commission
Balance Sheets				
Assets				
Cash and Investments	\$ 4,656,676	\$ 634,723	\$ 6,571,910	\$ 1,736,113
Accounts Receivable	—	—	—	702,600
Interest Receivable	—	—	82,263	—
Due From Other Funds	—	—	—	—
Due From Other Agencies	—	369,100	—	—
Other Assets	—	—	—	—
Total Assets	\$ 4,656,676	\$ 1,003,823	\$ 6,654,173	\$ 2,438,713
Liabilities				
Accounts Payable	\$ —	\$ —	\$ —	\$ 464,408
Due to Other Funds	—	—	—	—
Due to Other Agencies	—	40,342	—	—
Other Liabilities	—	—	—	—
TDA Allocations Payable	—	—	—	—
Total Liabilities	\$ —	\$ 40,342	\$ —	\$ 464,408
Fund Equity				
Reserved				
TDA Current Allocations Unpaid	\$ —	\$ 28,000	\$ —	\$ —
TDA Funds Reserved	—	408,024	2,719,000	—
TDA Unallocated Apportionments	4,656,676	—	2,421,617	—
TDA Unrestricted	—	527,457	1,513,556	1,974,305
Total Fund Equity	\$ 4,656,676	\$ 963,481	\$ 6,654,173	\$ 1,974,305
Total Liabilities and Equity	\$ 4,656,676	\$ 1,003,823	\$ 6,654,173	\$ 2,438,713
Statement of Revenues, Expenditures and Changes in Fund Balance				
Revenues				
LTF (1/4 cent Sales Tax)	\$ 11,333,936	\$ 2,428,703	\$ 67,225,086	\$ 10,228,070
Interest	310,170	32,150	464,571	137,379
TDA Allocations Returned	—	—	—	—
Other/Miscellaneous	—	—	498,967	—
Total Revenues	\$ 11,644,106	\$ 2,460,853	\$ 68,188,624	\$ 10,365,449
Expenditures				
LTF Claimants, Planning, Administration	\$ 10,386,831	\$ 2,454,159	\$ 66,674,613	\$ 10,031,575
All Other	—	—	—	—
Total Expenditures	\$ 10,386,831	\$ 2,454,159	\$ 66,674,613	\$ 10,031,575
Excess (Deficiency) of Revenues Over (Under) Expenditures	\$ 1,257,275	\$ 6,694	\$ 1,514,011	\$ 333,874
Other Sources and (Uses)				
Operating Transfers In	\$ —	\$ —	\$ —	\$ —
Operating Transfers Out	—	—	—	—
Other Sources (Uses)	—	—	—	—
Total Other Sources and (Uses)	\$ —	\$ —	\$ —	\$ —
Excess (Deficiency) of Revenues and Other Sources Over (Under) Expenditures and Other Uses	\$ 1,257,275	\$ 6,694	\$ 1,514,011	\$ 333,874
Equity, Beginning of Year	\$ 3,399,401	\$ 956,787	\$ 5,140,928	\$ 1,640,431
Prior Year Adjustments	—	—	(766)	—
Equity, End of Year	\$ 4,656,676	\$ 963,481	\$ 6,654,173	\$ 1,974,305

Table 2. Transportation Planning Agencies Annual Report — Fiscal Year 1999-00 — (continued)
Local Transportation Funds Balance Sheet and Statements of Revenues, Expenditures,
and Changes in Fund Balance

	Plumas County Local Transportation Commission	Riverside County Transportation Commission	Sacramento Area Council of Governments Sacramento	Sutter
Balance Sheets				
Assets				
Cash and Investments	\$ 225,395	\$ 16,823,522	\$ 5,265,299	\$ 95,639
Accounts Receivable	20,523	—	—	157,200
Interest Receivable	—	—	92,422	628
Due From Other Funds	23,572	—	—	—
Due From Other Agencies	29,500	—	—	—
Other Assets	—	—	228,684	—
Total Assets	\$ 298,990	\$ 16,823,522	\$ 5,586,405	\$ 253,467
Liabilities				
Accounts Payable	\$ 8,557	\$ —	\$ 260,617	\$ —
Due to Other Funds	9,369	—	—	—
Due to Other Agencies	—	—	—	—
Other Liabilities	—	—	—	—
TDA Allocations Payable	—	—	—	—
Total Liabilities	\$ 17,926	\$ —	\$ 260,617	\$ —
Fund Equity				
Reserved				
TDA Current Allocations Unpaid	\$ —	\$ —	\$ —	\$ —
TDA Funds Reserved	—	16,823,522	350,000	—
TDA Unallocated Apportionments	—	—	1,693,977	253,467
TDA Unrestricted	281,064	—	3,281,811	—
Total Fund Equity	\$ 281,064	\$ 16,823,522	\$ 5,325,788	\$ 253,467
Total Liabilities and Equity	\$ 298,990	\$ 16,823,522	\$ 5,586,405	\$ 253,467
Statement of Revenues, Expenditures and Changes in Fund Balance				
Revenues				
LTF (1/4 cent Sales Tax)	\$ 458,845	\$ 39,533,115	\$ 39,040,442	\$ 2,171,984
Interest	7,969	440,713	169,409	13,186
TDA Allocations Returned	—	—	—	—
Other/Miscellaneous	109,657	—	—	—
Total Revenues	\$ 576,471	\$ 39,973,828	\$ 39,209,851	\$ 2,185,170
Expenditures				
LTF Claimants, Planning, Administration	\$ 522,688	\$ 36,496,711	\$ 35,968,064	\$ 2,100,000
All Other	—	—	—	—
Total Expenditures	\$ 522,688	\$ 36,496,711	\$ 35,968,064	\$ 2,100,000
Excess (Deficiency) of Revenues Over (Under) Expenditures	\$ 53,783	\$ 3,477,117	\$ 3,241,787	\$ 85,170
Other Sources and (Uses)				
Operating Transfers In	\$ —	\$ —	\$ —	\$ —
Operating Transfers Out	—	—	—	—
Other Sources (Uses)	—	—	228,684	—
Total Other Sources and (Uses)	\$ —	\$ —	\$ 228,684	\$ —
Excess (Deficiency) of Revenues and Other Sources Over (Under) Expenditures and Other Uses	\$ 53,783	\$ 3,477,117	\$ 3,470,471	\$ 85,170
Equity, Beginning of Year	\$ 227,281	\$ 13,153,968	\$ 1,855,317	\$ 435,868
Prior Year Adjustments	—	192,437	—	(267,571)
Equity, End of Year	\$ 281,064	\$ 16,823,522	\$ 5,325,788	\$ 253,467

Table 2. Transportation Planning Agencies Annual Report — Fiscal Year 1999-00 — (continued)
Local Transportation Funds Balance Sheet and Statements of Revenues, Expenditures,
and Changes in Fund Balance

	Sacramento Area Council of Governments — (continued)			Council of San Benito County Governments
	Yolo	Yuba	Total	
Balance Sheets				
Assets				
Cash and Investments	\$ 546,695	\$ 1,536	\$ 5,909,169	\$ 3,166,691
Accounts Receivable	389,700	—	546,900	35,550
Interest Receivable	—	—	93,050	—
Due From Other Funds	—	—	—	16,024
Due From Other Agencies	—	—	—	—
Other Assets	—	—	228,684	—
Total Assets	\$ 936,395	\$ 1,536	\$ 6,777,803	\$ 3,218,265
Liabilities				
Accounts Payable	\$ —	\$ —	\$ 260,617	\$ —
Due to Other Funds	—	—	—	125,364
Due to Other Agencies	—	—	—	390,121
Other Liabilities	—	—	—	—
TDA Allocations Payable	—	—	—	—
Total Liabilities	\$ —	\$ —	\$ 260,617	\$ 515,485
Fund Equity				
Reserved				
TDA Current Allocations Unpaid	\$ —	\$ —	\$ —	\$ —
TDA Funds Reserved	—	—	350,000	—
TDA Unallocated Apportionments	—	—	1,947,444	—
TDA Unrestricted	936,395	1,536	4,219,742	2,702,780
Total Fund Equity	\$ 936,395	\$ 1,536	\$ 6,517,186	\$ 2,702,780
Total Liabilities and Equity	\$ 936,395	\$ 1,536	\$ 6,777,803	\$ 3,218,265
Statement of Revenues, Expenditures and Changes in Fund Balance				
Revenues				
LTF (1/4 cent Sales Tax)	\$ 5,585,577	\$ 939,669	\$ 47,737,672	\$ 1,088,244
Interest	94,574	1,620	278,789	65,873
TDA Allocations Returned	—	—	—	—
Other/Miscellaneous	—	—	—	4,400
Total Revenues	\$ 5,680,151	\$ 941,289	\$ 48,016,461	\$ 1,158,517
Expenditures				
LTF Claimants, Planning, Administration	\$ 5,502,115	\$ 939,753	\$ 44,509,932	\$ —
All Other	—	—	—	—
Total Expenditures	\$ 5,502,115	\$ 939,753	\$ 44,509,932	\$ —
Excess (Deficiency) of Revenues Over (Under) Expenditures	\$ 178,036	\$ 1,536	\$ 3,506,529	\$ 1,158,517
Other Sources and (Uses)				
Operating Transfers In	\$ —	\$ —	\$ —	\$ —
Operating Transfers Out	—	—	—	—
Other Sources (Uses)	—	—	228,684	—
Total Other Sources and (Uses)	\$ —	\$ —	\$ 228,684	\$ —
Excess (Deficiency) of Revenues and Other Sources Over (Under) Expenditures and Other Uses	\$ 178,036	\$ 1,536	\$ 3,735,213	\$ 1,158,517
Equity, Beginning of Year	\$ 758,359	\$ —	\$ 3,049,544	\$ 1,544,263
Prior Year Adjustments	—	—	(267,571)	—
Equity, End of Year	\$ 936,395	\$ 1,536	\$ 6,517,186	\$ 2,702,780

Table 2. Transportation Planning Agencies Annual Report — Fiscal Year 1999-00 — (continued)
Local Transportation Funds Balance Sheet and Statements of Revenues, Expenditures,
and Changes in Fund Balance

	San Bernardino Associated Governments	San Diego Association of Governments	San Joaquin County Council of Governments	San Luis Obispo Area Council of Governments
Balance Sheets				
Assets				
Cash and Investments	\$ 35,500,633	\$ 47,331,894	\$ 13,382,893	\$ 834,834
Accounts Receivable	—	6,992,747	1,049,600	—
Interest Receivable	710,943	575,940	182,767	—
Due From Other Funds	—	—	—	—
Due From Other Agencies	—	—	—	—
Other Assets	—	—	—	—
Total Assets	\$ 36,211,576	\$ 54,900,581	\$ 14,615,260	\$ 834,834
Liabilities				
Accounts Payable	\$ —	\$ 34,000	\$ —	\$ —
Due to Other Funds	—	—	—	—
Due to Other Agencies	—	—	—	—
Other Liabilities	—	—	183,860	—
TDA Allocations Payable	—	—	—	—
Total Liabilities	\$ —	\$ 34,000	\$ 183,860	\$ —
Fund Equity				
Reserved				
TDA Current Allocations Unpaid	\$ —	\$ 20,589,916	\$ —	\$ —
TDA Funds Reserved	7,951,345	—	—	—
TDA Unallocated Apportionments	23,415,339	34,276,665	14,285,789	—
TDA Unrestricted	4,844,892	—	145,611	834,834
Total Fund Equity	\$ 36,211,576	\$ 54,866,581	\$ 14,431,400	\$ 834,834
Total Liabilities and Equity	\$ 36,211,576	\$ 54,900,581	\$ 14,615,260	\$ 834,834
Statement of Revenues, Expenditures and Changes in Fund Balance				
Revenues				
LTF (1/4 cent Sales Tax)	\$ 43,994,109	\$ 85,225,915	\$ 15,145,856	\$ 6,836,748
Interest	1,593,144	1,662,874	637,323	82,400
TDA Allocations Returned	—	629,226	—	—
Other/Miscellaneous	—	—	—	—
Total Revenues	\$ 45,587,253	\$ 87,518,015	\$ 15,783,179	\$ 6,919,148
Expenditures				
LTF Claimants, Planning, Administration	\$ 37,093,672	\$ 70,552,093	\$ 11,712,955	\$ 6,854,420
All Other	—	—	—	—
Total Expenditures	\$ 37,093,672	\$ 70,552,093	\$ 11,712,955	\$ 6,854,420
Excess (Deficiency) of Revenues Over (Under) Expenditures	\$ 8,493,581	\$ 16,965,922	\$ 4,070,224	\$ 64,728
Other Sources and (Uses)				
Operating Transfers In	\$ —	\$ —	\$ —	\$ —
Operating Transfers Out	—	—	—	—
Other Sources (Uses)	—	—	—	—
Total Other Sources and (Uses)	\$ —	\$ —	\$ —	\$ —
Excess (Deficiency) of Revenues and Other Sources Over (Under) Expenditures and Other Uses	\$ 8,493,581	\$ 16,965,922	\$ 4,070,224	\$ 64,728
Equity, Beginning of Year	\$ 27,717,996	\$ 37,900,659	\$ 10,361,176	\$ 541,095
Prior Year Adjustments	(1)	—	—	229,011
Equity, End of Year	\$ 36,211,576	\$ 54,866,581	\$ 14,431,400	\$ 834,834

Table 2. Transportation Planning Agencies Annual Report — Fiscal Year 1999-00 — (continued)
Local Transportation Funds Balance Sheet and Statements of Revenues, Expenditures,
and Changes in Fund Balance

	Santa Barbara County Association of Governments	Santa Cruz County Transportation Commission	Shasta County Regional Transportation Planning Agency	Sierra County Local Transportation Commission
Balance Sheets				
Assets				
Cash and Investments	\$ 420,091	\$ 1,885,031	\$ 189,493	\$ 92,549
Accounts Receivable	—	—	—	—
Interest Receivable	1,880	—	—	—
Due From Other Funds	—	10,012	3,691	—
Due From Other Agencies	—	412,788	61,578	33,297
Other Assets	—	—	—	—
Total Assets	\$ 421,971	\$ 2,307,831	\$ 254,762	\$ 125,846
Liabilities				
Accounts Payable	\$ —	\$ —	\$ —	\$ 4,018
Due to Other Funds	—	10,012	10,928	—
Due to Other Agencies	—	77,991	70,408	11,577
Other Liabilities	—	—	55,827	—
TDA Allocations Payable	—	—	—	—
Total Liabilities	\$ —	\$ 88,003	\$ 137,163	\$ 15,595
Fund Equity				
Reserved				
TDA Current Allocations Unpaid	\$ —	\$ 627,279	\$ —	\$ —
TDA Funds Reserved	5,556	—	117,599	—
TDA Unallocated Apportionments	416,415	—	—	—
TDA Unrestricted	—	1,592,549	—	110,251
Total Fund Equity	\$ 421,971	\$ 2,219,828	\$ 117,599	\$ 110,251
Total Liabilities and Equity	\$ 421,971	\$ 2,307,831	\$ 254,762	\$ 125,846
Statement of Revenues, Expenditures and Changes in Fund Balance				
Revenues				
LTF (1/4 cent Sales Tax)	\$ 11,473,893	\$ 6,800,800	\$ 4,803,856	\$ 45,000
Interest	8,838	84,884	16,976	4,705
TDA Allocations Returned	—	—	—	49,034
Other/Miscellaneous	—	—	26,632	—
Total Revenues	\$ 11,482,731	\$ 6,885,684	\$ 4,847,464	\$ 98,739
Expenditures				
LTF Claimants, Planning, Administration	\$ 11,545,106	\$ 6,456,927	\$ 5,380,451	\$ 38,785
All Other	—	—	—	—
Total Expenditures	\$ 11,545,106	\$ 6,456,927	\$ 5,380,451	\$ 38,785
Excess (Deficiency) of Revenues Over (Under) Expenditures	\$ (62,375)	\$ 428,757	\$ (532,987)	\$ 59,954
Other Sources and (Uses)				
Operating Transfers In	\$ —	\$ —	\$ —	\$ —
Operating Transfers Out	—	—	—	—
Other Sources (Uses)	—	—	—	—
Total Other Sources and (Uses)	\$ —	\$ —	\$ —	\$ —
Excess (Deficiency) of Revenues and Other Sources Over (Under) Expenditures and Other Uses	\$ (62,375)	\$ 428,757	\$ (532,987)	\$ 59,954
Equity, Beginning of Year	\$ 487,265	\$ 1,802,083	\$ 650,587	\$ 1,005
Prior Year Adjustments	(2,919)	(11,012)	(1)	49,292
Equity, End of Year	\$ 421,971	\$ 2,219,828	\$ 117,599	\$ 110,251

Table 2. Transportation Planning Agencies Annual Report — Fiscal Year 1999-00 — (continued)
Local Transportation Funds Balance Sheet and Statements of Revenues, Expenditures,
and Changes in Fund Balance

	Siskiyou County Local Transportation Commission	Stanislaus Council of Governments	Tehama County Transportation Commission	Trinity County Transportation Commission
Balance Sheets				
Assets				
Cash and Investments	\$ 63,846	\$ 5,925,559	\$ 171,972	\$ 625,126
Accounts Receivable	64,200	—	—	8,984
Interest Receivable	—	46,503	—	—
Due From Other Funds	—	1,444,638	—	—
Due From Other Agencies	—	—	—	—
Other Assets	—	—	—	—
Total Assets	\$ 128,046	\$ 7,416,700	\$ 171,972	\$ 634,110
Liabilities				
Accounts Payable	\$ —	\$ —	\$ —	\$ —
Due to Other Funds	—	—	—	—
Due to Other Agencies	—	—	—	—
Other Liabilities	—	—	—	—
TDA Allocations Payable	—	5,576,349	—	—
Total Liabilities	\$ —	\$ 5,576,349	\$ —	\$ —
Fund Equity				
Reserved				
TDA Current Allocations Unpaid	\$ 63,846	\$ 1,840,351	\$ —	\$ —
TDA Funds Reserved	—	—	171,972	—
TDA Unallocated Apportionments	64,200	—	—	—
TDA Unrestricted	—	—	—	634,110
Total Fund Equity	\$ 128,046	\$ 1,840,351	\$ 171,972	\$ 634,110
Total Liabilities and Equity	\$ 128,046	\$ 7,416,700	\$ 171,972	\$ 634,110
Statement of Revenues, Expenditures and Changes in Fund Balance				
Revenues				
LTF (1/4 cent Sales Tax)	\$ 908,499	\$ 12,671,609	\$ 1,132,064	\$ 163,653
Interest	9,271	242,726	4,049	29,712
TDA Allocations Returned	—	—	—	—
Other/Miscellaneous	—	—	—	53,496
Total Revenues	\$ 917,770	\$ 12,914,335	\$ 1,136,113	\$ 246,861
Expenditures				
LTF Claimants, Planning, Administration	\$ 868,676	\$ 11,990,523	\$ 1,136,113	\$ 106,023
All Other	—	—	—	—
Total Expenditures	\$ 868,676	\$ 11,990,523	\$ 1,136,113	\$ 106,023
Excess (Deficiency) of Revenues Over (Under) Expenditures	\$ 49,094	\$ 923,812	\$ —	\$ 140,838
Other Sources and (Uses)				
Operating Transfers In	\$ —	\$ —	\$ —	\$ —
Operating Transfers Out	—	—	—	—
Other Sources (Uses)	—	—	—	—
Total Other Sources and (Uses)	\$ —	\$ —	\$ —	\$ —
Excess (Deficiency) of Revenues and Other Sources Over (Under) Expenditures and Other Uses	\$ 49,094	\$ 923,812	\$ —	\$ 140,838
Equity, Beginning of Year	\$ 80,619	\$ 935,709	\$ 171,972	\$ 707,459
Prior Year Adjustments	(1,667)	(19,170)	—	(214,187)
Equity, End of Year	\$ 128,046	\$ 1,840,351	\$ 171,972	\$ 634,110

Table 2. Transportation Planning Agencies Annual Report — Fiscal Year 1999-00 — (continued)
Local Transportation Funds Balance Sheet and Statements of Revenues, Expenditures,
and Changes in Fund Balance

	Tulare County Association of Governments	Tuolumne County and Cities Planning Council	Ventura County Transportation Commission	State Total
Balance Sheets				
Assets				
Cash and Investments	\$ 1,487,830	\$ 265,528	\$ 2,788,793	\$ 399,173,714
Accounts Receivable	—	—	—	14,457,686
Interest Receivable	—	—	66,012	1,925,812
Due From Other Funds	—	—	—	1,811,285
Due From Other Agencies	585,800	7,000	—	2,188,501
Other Assets	—	—	—	796,949
Total Assets	\$ 2,073,630	\$ 272,528	\$ 2,854,805	\$ 420,353,947
Liabilities				
Accounts Payable	\$ —	\$ —	\$ 274,807	\$ 1,224,806
Due to Other Funds	—	—	—	2,844,009
Due to Other Agencies	—	—	—	747,069
Other Liabilities	—	—	—	239,687
TDA Allocations Payable	—	—	—	20,906,174
Total Liabilities	\$ —	\$ —	\$ 274,807	\$ 25,961,745
Fund Equity				
Reserved				
TDA Current Allocations Unpaid	\$ 541,712	\$ —	\$ —	\$ 28,782,507
TDA Funds Reserved	—	—	—	187,506,216
TDA Unallocated Apportionments	1,531,918	272,528	—	140,880,265
TDA Unrestricted	—	—	2,579,998	37,223,214
Total Fund Equity	\$ 2,073,630	\$ 272,528	\$ 2,579,998	\$ 394,392,202
Total Liabilities and Equity	\$ 2,073,630	\$ 272,528	\$ 2,854,805	\$ 420,353,947
Statement of Revenues, Expenditures and Changes in Fund Balance				
Revenues				
LTF (1/4 cent Sales Tax)	\$ 7,876,206	\$ 1,210,727	\$ 21,604,021	\$ 991,872,767
Interest	144,187	15,809	250,018	17,287,101
TDA Allocations Returned	—	—	—	4,540,779
Other/Miscellaneous	—	—	—	3,670,752
Total Revenues	\$ 8,020,393	\$ 1,226,536	\$ 21,854,039	\$ 1,017,371,399
Expenditures				
LTF Claimants, Planning, Administration	\$ 7,143,957	\$ 1,051,848	\$ 22,523,533	\$ 940,657,079
All Other	—	—	—	—
Total Expenditures	\$ 7,143,957	\$ 1,051,848	\$ 22,523,533	\$ 940,657,079
Excess (Deficiency) of Revenues Over (Under) Expenditures	\$ 876,436	\$ 174,688	\$ (669,494)	\$ 76,714,320
Other Sources and (Uses)				
Operating Transfers In	\$ —	\$ —	\$ —	\$ —
Operating Transfers Out	—	—	—	—
Other Sources (Uses)	—	—	—	243,876
Total Other Sources and (Uses)	\$ —	\$ —	\$ —	\$ 243,876
Excess (Deficiency) of Revenues and Other Sources Over (Under) Expenditures and Other Uses	\$ 876,436	\$ 174,688	\$ (669,494)	\$ 76,958,196
Equity, Beginning of Year	\$ 1,114,988	\$ —	\$ 3,249,492	\$ 316,889,556
Prior Year Adjustments	82,206	97,840	—	544,450
Equity, End of Year	\$ 2,073,630	\$ 272,528	\$ 2,579,998	\$ 394,392,202

Table 3. Transportation Planning Agencies Annual Report — Fiscal Year 1999-00
State Transit Assistance Funds Balance Sheet and Statements of Revenues, Expenditures,
and Changes in Fund Balance

	Metropolitan Transportation Commission	Alpine County Transportation Commission	Amador County Transportation Commission	Butte County Association of Governments
Balance Sheets				
Assets				
Cash and Investments	\$ 19,454,006	\$ 10,591	\$ 214,389	\$ 178,421
Accounts Receivable	—	—	100,000	—
Interest Receivable	—	144	—	—
Due From Other Funds	—	—	—	—
Due From Other Agencies	—	—	—	—
Other Assets	—	—	—	2,113
Total Assets	\$ 19,454,006	\$ 10,735	\$ 314,389	\$ 180,534
Liabilities				
Accounts Payable	\$ —	\$ —	\$ —	\$ 76,665
Due to Other Funds	—	—	—	—
Due to Other Agencies	—	—	—	—
Deferred Revenues	—	—	—	—
Other Liabilities	—	—	—	—
TDA Allocations Payable	—	—	—	—
Total Liabilities	\$ —	\$ —	\$ —	\$ 76,665
Fund Equity				
TDA Current Allocations Unpaid	\$ —	\$ —	\$ —	\$ —
TDA Funds Reserved	4,633,566	—	314,389	96,092
TDA Unallocated Apportionments	14,820,440	10,735	—	7,777
TDA Unrestricted	—	—	—	—
Total Fund Equity	\$ 19,454,006	\$ 10,735	\$ 314,389	\$ 103,869
Total Liabilities and Equity	\$ 19,454,006	\$ 10,735	\$ 314,389	\$ 180,534
Statements of Revenues,				
Expenditures and Changes in Fund Balance				
Revenues				
STAF	\$ 36,779,136	\$ 1,764	\$ 53,436	\$ 326,076
Interest	626,639	385	8,538	8,121
TDA Allocations Returned	—	—	—	—
Other/ Miscellaneous	139,976	—	—	—
Total Revenues	\$ 37,545,751	\$ 2,149	\$ 61,974	\$ 334,197
Expenditures				
STAF Claimants	\$ 36,291,694	\$ —	\$ —	\$ 323,842
All Other	—	—	—	—
Total Expenditures	\$ 36,291,694	\$ —	\$ —	\$ 323,842
Excess (Deficiency) of Revenues				
Over (Under) Expenditures	\$ 1,254,057	\$ 2,149	\$ 61,974	\$ 10,355
Other Sources and (Uses)				
Operating Transfers In	\$ —	\$ —	\$ —	\$ —
Operating Transfers Out	—	—	—	—
Other Sources and (Uses)	—	—	—	—
Total Other Sources and (Uses)	\$ —	\$ —	\$ —	\$ —
Excess (Deficiency) of Revenues and Other Sources				
Over (Under) Expenditures and Other Uses	\$ 1,254,057	\$ 2,149	\$ 61,974	\$ 10,355
Equity, Beginning of Year	\$ 18,199,949	\$ 8,586	\$ 252,415	\$ 93,514
Prior Year Adjustments	—	—	—	—
Equity, End of Year	\$ 19,454,006	\$ 10,735	\$ 314,389	\$ 103,869

Table 3. Transportation Planning Agencies Annual Report — Fiscal Year 1999-00 — (continued)
State Transit Assistance Funds Balance Sheet and Statements of Revenues, Expenditures,
and Changes in Fund Balance

	Calaveras County Local Transportation Commission	Colusa County Local Transportation Commission	Del Norte County Local Transportation Commission	El Dorado County Local Transportation Commission
Balance Sheets				
Assets				
Cash and Investments	\$ 12,220	\$ 12,485	\$ —	\$ 179,949
Accounts Receivable	—	390	—	—
Interest Receivable	—	—	—	—
Due From Other Funds	—	—	—	—
Due From Other Agencies	—	—	10,419	—
Other Assets	—	—	—	—
Total Assets	\$ 12,220	\$ 12,875	\$ 10,419	\$ 179,949
Liabilities				
Accounts Payable	\$ —	\$ —	\$ —	\$ —
Due to Other Funds	—	—	—	—
Due to Other Agencies	—	—	—	—
Deferred Revenues	—	—	—	—
Other Liabilities	—	—	—	—
TDA Allocations Payable	—	—	—	—
Total Liabilities	\$ —	\$ —	\$ —	\$ —
Fund Equity				
TDA Current Allocations Unpaid	\$ —	\$ —	\$ 2,226	\$ 179,949
TDA Funds Reserved	—	—	—	—
TDA Unallocated Apportionments	12,220	—	8,193	—
TDA Unrestricted	—	12,875	—	—
Total Fund Equity	\$ 12,220	\$ 12,875	\$ 10,419	\$ 179,949
Total Liabilities and Equity	\$ 12,220	\$ 12,875	\$ 10,419	\$ 179,949
Statements of Revenues,				
Expenditures and Changes in Fund Balance				
Revenues				
STAF	\$ 56,579	\$ 29,988	\$ 41,675	\$ 176,068
Interest	—	1,065	90	6,090
TDA Allocations Returned	—	—	—	—
Other/ Miscellaneous	—	—	—	—
Total Revenues	\$ 56,579	\$ 31,053	\$ 41,765	\$ 182,158
Expenditures				
STAF Claimants	\$ 67,312	\$ 30,000	\$ 41,307	\$ 181,091
All Other	—	—	—	—
Total Expenditures	\$ 67,312	\$ 30,000	\$ 41,307	\$ 181,091
Excess (Deficiency) of Revenues				
Over (Under) Expenditures	\$ (10,733)	\$ 1,053	\$ 458	\$ 1,067
Other Sources and (Uses)				
Operating Transfers In	\$ —	\$ —	\$ —	\$ —
Operating Transfers Out	—	—	—	—
Other Sources and (Uses)	—	—	—	—
Total Other Sources and (Uses)	\$ —	\$ —	\$ —	\$ —
Excess (Deficiency) of Revenues and Other Sources				
Over (Under) Expenditures and Other Uses	\$ (10,733)	\$ 1,053	\$ 458	\$ 1,067
Equity, Beginning of Year	\$ 22,953	\$ 10,587	\$ 9,961	\$ 5,304
Prior Year Adjustments	—	1,235	—	173,578
Equity, End of Year	\$ 12,220	\$ 12,875	\$ 10,419	\$ 179,949

Table 3. Transportation Planning Agencies Annual Report — Fiscal Year 1999-00 — (continued)
State Transit Assistance Funds Balance Sheet and Statements of Revenues, Expenditures,
and Changes in Fund Balance

	Tahoe Regional Planning Agency	Fresno County Council of Governments	Glenn County Local Transportation Commission	Humboldt County Association of Governments
Balance Sheets				
Assets				
Cash and Investments	\$ 53,400	\$ 2,201	\$ 108	\$ 72,310
Accounts Receivable	—	340,679	—	—
Interest Receivable	—	1,707	—	—
Due From Other Funds	25,140	—	—	—
Due From Other Agencies	—	—	9,992	—
Other Assets	—	—	—	—
Total Assets	\$ 78,540	\$ 344,587	\$ 10,100	\$ 72,310
Liabilities				
Accounts Payable	\$ —	\$ —	\$ —	\$ —
Due to Other Funds	—	—	—	—
Due to Other Agencies	—	—	10,065	—
Deferred Revenues	—	—	—	—
Other Liabilities	—	—	—	—
TDA Allocations Payable	50,280	326,267	—	—
Total Liabilities	\$ 50,280	\$ 326,267	\$ 10,065	\$ —
Fund Equity				
TDA Current Allocations Unpaid	\$ —	\$ —	\$ —	\$ 54,496
TDA Funds Reserved	28,260	18,320	35	—
TDA Unallocated Apportionments	—	—	—	17,814
TDA Unrestricted	—	—	—	—
Total Fund Equity	\$ 28,260	\$ 18,320	\$ 35	\$ 72,310
Total Liabilities and Equity	\$ 78,540	\$ 344,587	\$ 10,100	\$ 72,310
Statements of Revenues,				
Expenditures and Changes in Fund Balance				
Revenues				
STAF	\$ 111,820	\$ 1,355,316	\$ 39,968	\$ 206,207
Interest	3,616	13,856	140	2,733
TDA Allocations Returned	—	—	—	—
Other/ Miscellaneous	—	—	—	—
Total Revenues	\$ 115,436	\$ 1,369,172	\$ 40,108	\$ 208,940
Expenditures				
STAF Claimants	\$ 123,900	\$ 1,385,937	\$ 49,907	\$ 258,643
All Other	—	—	—	—
Total Expenditures	\$ 123,900	\$ 1,385,937	\$ 49,907	\$ 258,643
Excess (Deficiency) of Revenues				
Over (Under) Expenditures	\$ (8,464)	\$ (16,765)	\$ (9,799)	\$ (49,703)
Other Sources and (Uses)				
Operating Transfers In	\$ —	\$ —	\$ —	\$ —
Operating Transfers Out	—	—	—	—
Other Sources and (Uses)	—	—	—	—
Total Other Sources and (Uses)	\$ —	\$ —	\$ —	\$ —
Excess (Deficiency) of Revenues and Other Sources				
Over (Under) Expenditures and Other Uses	\$ (8,464)	\$ (16,765)	\$ (9,799)	\$ (49,703)
Equity, Beginning of Year	\$ 24,644	\$ 35,085	\$ 9,834	\$ 122,014
Prior Year Adjustments	12,080	—	—	(1)
Equity, End of Year	\$ 28,260	\$ 18,320	\$ 35	\$ 72,310

Table 3. Transportation Planning Agencies Annual Report — Fiscal Year 1999-00 — (continued)
State Transit Assistance Funds Balance Sheet and Statements of Revenues, Expenditures,
and Changes in Fund Balance

	Imperial Valley Association of Governments	Inyo County Local Transportation Commission	Kern Council of Governments	Kings County Association of Governments
Balance Sheets				
Assets				
Cash and Investments	\$ 69,219	\$ —	\$ 961,835	\$ —
Accounts Receivable	—	—	—	—
Interest Receivable	1,346	—	22,289	—
Due From Other Funds	—	—	—	—
Due From Other Agencies	—	—	—	—
Other Assets	—	—	266,013	—
Total Assets	\$ 70,565	\$ —	\$ 1,250,137	\$ —
Liabilities				
Accounts Payable	\$ —	\$ —	\$ —	\$ —
Due to Other Funds	—	—	—	—
Due to Other Agencies	—	—	—	—
Deferred Revenues	—	—	—	—
Other Liabilities	—	—	—	—
TDA Allocations Payable	—	—	49,141	—
Total Liabilities	\$ —	\$ —	\$ 49,141	\$ —
Fund Equity				
TDA Current Allocations Unpaid	\$ —	\$ —	\$ —	\$ —
TDA Funds Reserved	—	—	—	—
TDA Unallocated Apportionments	—	—	—	—
TDA Unrestricted	70,565	—	1,200,996	—
Total Fund Equity	\$ 70,565	\$ —	\$ 1,200,996	\$ —
Total Liabilities and Equity	\$ 70,565	\$ —	\$ 1,250,137	\$ —
Statements of Revenues,				
Expenditures and Changes in Fund Balance				
Revenues				
STAF	\$ 158,724	\$ 28,975	\$ 1,064,775	\$ 199,608
Interest	5,873	—	88,707	607
TDA Allocations Returned	—	—	—	—
Other/ Miscellaneous	—	—	—	—
Total Revenues	\$ 164,597	\$ 28,975	\$ 1,153,482	\$ 200,215
Expenditures				
STAF Claimants	\$ 215,000	\$ 28,975	\$ 1,326,733	\$ 200,215
All Other	—	—	—	—
Total Expenditures	\$ 215,000	\$ 28,975	\$ 1,326,733	\$ 200,215
Excess (Deficiency) of Revenues				
Over (Under) Expenditures	\$ (50,403)	\$ —	\$ (173,251)	\$ —
Other Sources and (Uses)				
Operating Transfers In	\$ —	\$ —	\$ —	\$ —
Operating Transfers Out	—	—	—	—
Other Sources and (Uses)	—	—	—	—
Total Other Sources and (Uses)	\$ —	\$ —	\$ —	\$ —
Excess (Deficiency) of Revenues and Other Sources				
Over (Under) Expenditures and Other Uses	\$ (50,403)	\$ —	\$ (173,251)	\$ —
Equity, Beginning of Year	\$ 120,968	\$ —	\$ 1,374,246	\$ —
Prior Year Adjustments	—	—	1	—
Equity, End of Year	\$ 70,565	\$ —	\$ 1,200,996	\$ —

Table 3. Transportation Planning Agencies Annual Report — Fiscal Year 1999-00 — (continued)
State Transit Assistance Funds Balance Sheet and Statements of Revenues, Expenditures,
and Changes in Fund Balance

	Lake County/City Council of Governments	Lassen County Local Transportation Commission	Los Angeles County Metropolitan Transportation Authority	Madera County Local Transportation Commission
Balance Sheets				
Assets				
Cash and Investments	\$ 52,195	\$ 17,449	\$ 11,887,145	\$ 159,888
Accounts Receivable	—	13,477	7,589,000	—
Interest Receivable	2,384	119	—	—
Due From Other Funds	—	—	—	—
Due From Other Agencies	—	—	—	—
Other Assets	—	—	—	—
Total Assets	\$ 54,579	\$ 31,045	\$ 19,476,145	\$ 159,888
Liabilities				
Accounts Payable	\$ —	\$ —	\$ 418,000	\$ —
Due to Other Funds	—	—	—	40,000
Due to Other Agencies	—	—	—	—
Deferred Revenues	—	—	—	—
Other Liabilities	—	—	—	—
TDA Allocations Payable	—	—	—	—
Total Liabilities	\$ —	\$ —	\$ 418,000	\$ 40,000
Fund Equity				
TDA Current Allocations Unpaid	\$ —	\$ —	\$ —	\$ 83,048
TDA Funds Reserved	—	—	—	—
TDA Unallocated Apportionments	—	—	—	36,840
TDA Unrestricted	54,579	31,045	19,058,145	—
Total Fund Equity	\$ 54,579	\$ 31,045	\$ 19,058,145	\$ 119,888
Total Liabilities and Equity	\$ 54,579	\$ 31,045	\$ 19,476,145	\$ 159,888
Statements of Revenues, Expenditures and Changes in Fund Balance				
Revenues				
STAF	\$ 87,420	\$ 53,905	\$ 23,586,000	\$ 171,737
Interest	5,505	1,139	1,213,000	9,315
TDA Allocations Returned	—	—	—	—
Other/ Miscellaneous	—	—	—	—
Total Revenues	\$ 92,925	\$ 55,044	\$ 24,799,000	\$ 181,052
Expenditures				
STAF Claimants	\$ 120,000	\$ 40,393	\$ 21,831,855	\$ 133,774
All Other	—	—	—	—
Total Expenditures	\$ 120,000	\$ 40,393	\$ 21,831,855	\$ 133,774
Excess (Deficiency) of Revenues Over (Under) Expenditures	\$ (27,075)	\$ 14,651	\$ 2,967,145	\$ 47,278
Other Sources and (Uses)				
Operating Transfers In	\$ —	\$ —	\$ —	\$ —
Operating Transfers Out	—	—	—	—
Other Sources and (Uses)	—	—	—	—
Total Other Sources and (Uses)	\$ —	\$ —	\$ —	\$ —
Excess (Deficiency) of Revenues and Other Sources Over (Under) Expenditures and Other Uses	\$ (27,075)	\$ 14,651	\$ 2,967,145	\$ 47,278
Equity, Beginning of Year	\$ 81,654	\$ 20,136	\$ 16,091,000	\$ 72,610
Prior Year Adjustments	—	(3,742)	—	—
Equity, End of Year	\$ 54,579	\$ 31,045	\$ 19,058,145	\$ 119,888

Table 3. Transportation Planning Agencies Annual Report — Fiscal Year 1999-00 — (continued)
State Transit Assistance Funds Balance Sheet and Statements of Revenues, Expenditures,
and Changes in Fund Balance

	Mariposa County Local Transportation Commission	Mendocino Council of Governments	Merced County Association of Governments	Modoc County Local Transportation Commission
Balance Sheets				
Assets				
Cash and Investments	\$ 12,997	\$ 46,165	\$ 3,451	\$ 30,528
Accounts Receivable	—	—	79,906	3,680
Interest Receivable	—	—	—	186
Due From Other Funds	—	—	—	—
Due From Other Agencies	—	36,364	—	—
Other Assets	—	—	—	—
Total Assets	\$ 12,997	\$ 82,529	\$ 83,357	\$ 34,394
Liabilities				
Accounts Payable	\$ —	\$ —	\$ —	\$ —
Due to Other Funds	—	—	—	18,000
Due to Other Agencies	—	36,700	—	15,000
Deferred Revenues	—	—	—	—
Other Liabilities	—	—	—	—
TDA Allocations Payable	—	—	79,849	—
Total Liabilities	\$ —	\$ 36,700	\$ 79,849	\$ 33,000
Fund Equity				
TDA Current Allocations Unpaid	\$ —	\$ —	\$ —	\$ —
TDA Funds Reserved	12,997	—	3,508	—
TDA Unallocated Apportionments	—	—	—	—
TDA Unrestricted	—	45,829	—	1,394
Total Fund Equity	\$ 12,997	\$ 45,829	\$ 3,508	\$ 1,394
Total Liabilities and Equity	\$ 12,997	\$ 82,529	\$ 83,357	\$ 34,394
Statements of Revenues,				
Expenditures and Changes in Fund Balance				
Revenues				
STAF	\$ 36,937	\$ 145,448	\$ 319,621	\$ 14,719
Interest	2,018	3,284	436	768
TDA Allocations Returned	—	—	—	—
Other/ Miscellaneous	—	—	—	—
Total Revenues	\$ 38,955	\$ 148,732	\$ 320,057	\$ 15,487
Expenditures				
STAF Claimants	\$ 62,735	\$ 171,925	\$ 319,394	\$ 15,000
All Other	—	—	—	—
Total Expenditures	\$ 62,735	\$ 171,925	\$ 319,394	\$ 15,000
Excess (Deficiency) of Revenues				
Over (Under) Expenditures	\$ (23,780)	\$ (23,193)	\$ 663	\$ 487
Other Sources and (Uses)				
Operating Transfers In	\$ —	\$ —	\$ —	\$ —
Operating Transfers Out	—	—	—	—
Other Sources and (Uses)	—	—	—	—
Total Other Sources and (Uses)	\$ —	\$ —	\$ —	\$ —
Excess (Deficiency) of Revenues and Other Sources				
Over (Under) Expenditures and Other Uses	\$ (23,780)	\$ (23,193)	\$ 663	\$ 487
Equity, Beginning of Year	\$ 36,775	\$ 69,022	\$ 2,845	\$ 907
Prior Year Adjustments	2	—	—	—
Equity, End of Year	\$ 12,997	\$ 45,829	\$ 3,508	\$ 1,394

Table 3. Transportation Planning Agencies Annual Report — Fiscal Year 1999-00 — (continued)
State Transit Assistance Funds Balance Sheet and Statements of Revenues, Expenditures,
and Changes in Fund Balance

	Mono County Local Transportation Commission	Transportation Agency for Monterey County	Nevada County Local Transportation Commission	Orange County Transportation Authority
Balance Sheets				
Assets				
Cash and Investments	\$ 79,230	\$ 242,282	\$ 39,187	\$ 1,621,406
Accounts Receivable	—	—	—	—
Interest Receivable	—	—	—	12,000
Due From Other Funds	—	—	—	—
Due From Other Agencies	—	—	—	—
Other Assets	—	—	—	—
Total Assets	\$ 79,230	\$ 242,282	\$ 39,187	\$ 1,633,406
Liabilities				
Accounts Payable	\$ —	\$ —	\$ —	\$ —
Due to Other Funds	—	—	—	—
Due to Other Agencies	—	—	36,798	1,415,974
Deferred Revenues	—	—	—	—
Other Liabilities	—	—	—	—
TDA Allocations Payable	—	—	—	—
Total Liabilities	\$ —	\$ —	\$ 36,798	\$ 1,415,974
Fund Equity				
TDA Current Allocations Unpaid	\$ —	\$ —	\$ —	\$ —
TDA Funds Reserved	—	—	—	—
TDA Unallocated Apportionments	79,230	—	2,389	217,432
TDA Unrestricted	—	242,282	—	—
Total Fund Equity	\$ 79,230	\$ 242,282	\$ 2,389	\$ 217,432
Total Liabilities and Equity	\$ 79,230	\$ 242,282	\$ 39,187	\$ 1,633,406
Statements of Revenues,				
Expenditures and Changes in Fund Balance				
Revenues				
STAF	\$ 12,013	\$ 689,672	\$ 144,043	\$ 5,015,270
Interest	3,726	22,675	555	132,055
TDA Allocations Returned	—	—	—	—
Other/ Miscellaneous	158,883	—	—	320,103
Total Revenues	\$ 174,622	\$ 712,347	\$ 144,598	\$ 5,467,428
Expenditures				
STAF Claimants	\$ 95,459	\$ 800,335	\$ 147,191	\$ 5,980,996
All Other	—	—	—	—
Total Expenditures	\$ 95,459	\$ 800,335	\$ 147,191	\$ 5,980,996
Excess (Deficiency) of Revenues				
Over (Under) Expenditures	\$ 79,163	\$ (87,988)	\$ (2,593)	\$ (513,568)
Other Sources and (Uses)				
Operating Transfers In	\$ —	\$ —	\$ —	\$ —
Operating Transfers Out	—	—	—	—
Other Sources and (Uses)	—	—	—	—
Total Other Sources and (Uses)	\$ —	\$ —	\$ —	\$ —
Excess (Deficiency) of Revenues and Other Sources				
Over (Under) Expenditures and Other Uses	\$ 79,163	\$ (87,988)	\$ (2,593)	\$ (513,568)
Equity, Beginning of Year	\$ 67	\$ 418,258	\$ 4,982	\$ 731,615
Prior Year Adjustments	—	(87,988)	—	(615)
Equity, End of Year	\$ 79,230	\$ 242,282	\$ 2,389	\$ 217,432

Table 3. Transportation Planning Agencies Annual Report — Fiscal Year 1999-00 — (continued)
State Transit Assistance Funds Balance Sheet and Statements of Revenues, Expenditures,
and Changes in Fund Balance

	Placer County Local Transportation Commission	Plumas County Local Transportation Commission	Riverside County Transportation Commission	Sacramento Area Council of Governments
Balance Sheets				
Assets				
Cash and Investments	\$ 58,487	\$ 50,433	\$ 4,118,890	\$ 604,991
Accounts Receivable	—	—	605,870	16,785
Interest Receivable	—	—	14,237	—
Due From Other Funds	—	—	—	—
Due From Other Agencies	—	—	—	—
Other Assets	—	—	—	—
Total Assets	\$ 58,487	\$ 50,433	\$ 4,738,997	\$ 621,776
Liabilities				
Accounts Payable	\$ —	\$ —	\$ 45,427	\$ —
Due to Other Funds	—	41,866	—	—
Due to Other Agencies	—	—	—	—
Deferred Revenues	—	—	—	—
Other Liabilities	—	—	—	—
TDA Allocations Payable	—	—	—	—
Total Liabilities	\$ —	\$ 41,866	\$ 45,427	\$ —
Fund Equity				
TDA Current Allocations Unpaid	\$ —	\$ —	\$ 3,511,907	\$ —
TDA Funds Reserved	—	—	—	567,894
TDA Unallocated Apportionments	—	—	—	—
TDA Unrestricted	58,487	8,567	1,181,663	53,882
Total Fund Equity	\$ 58,487	\$ 8,567	\$ 4,693,570	\$ 621,776
Total Liabilities and Equity	\$ 58,487	\$ 50,433	\$ 4,738,997	\$ 621,776
Statements of Revenues,				
Expenditures and Changes in Fund Balance				
Revenues				
STAF	\$ 329,286	\$ 30,329	\$ 2,423,397	\$ 3,235,377
Interest	3,195	1,842	170,681	35,777
TDA Allocations Returned	—	—	—	—
Other/ Miscellaneous	—	—	—	—
Total Revenues	\$ 332,481	\$ 32,171	\$ 2,594,078	\$ 3,271,154
Expenditures				
STAF Claimants	\$ 336,844	\$ 30,000	\$ 1,527,661	\$ 2,975,869
All Other	—	—	—	—
Total Expenditures	\$ 336,844	\$ 30,000	\$ 1,527,661	\$ 2,975,869
Excess (Deficiency) of Revenues				
Over (Under) Expenditures	\$ (4,363)	\$ 2,171	\$ 1,066,417	\$ 295,285
Other Sources and (Uses)				
Operating Transfers In	\$ —	\$ —	\$ —	\$ —
Operating Transfers Out	—	—	—	—
Other Sources and (Uses)	—	—	—	—
Total Other Sources and (Uses)	\$ —	\$ —	\$ —	\$ —
Excess (Deficiency) of Revenues and Other Sources				
Over (Under) Expenditures and Other Uses	\$ (4,363)	\$ 2,171	\$ 1,066,417	\$ 295,285
Equity, Beginning of Year	\$ 62,850	\$ 6,396	\$ 3,367,314	\$ 315,041
Prior Year Adjustments	—	—	259,839	11,450
Equity, End of Year	\$ 58,487	\$ 8,567	\$ 4,693,570	\$ 621,776

Table 3. Transportation Planning Agencies Annual Report — Fiscal Year 1999-00 — (continued)
State Transit Assistance Funds Balance Sheet and Statements of Revenues, Expenditures,
and Changes in Fund Balance

	Council of San Benito County Governments	San Bernardino Associated Governments	San Diego Association of Governments	San Diego Metropolitan Transit Development Board
Balance Sheets				
Assets				
Cash and Investments	\$ 338,105	\$ 13,029,576	\$ 888,034	\$ 2,200,390
Accounts Receivable	17,741	682,175	—	—
Interest Receivable	—	296,467	3,515	16,944
Due From Other Funds	115,004	—	—	—
Due From Other Agencies	—	—	—	—
Other Assets	—	—	—	—
Total Assets	\$ 470,850	\$ 14,008,218	\$ 891,549	\$ 2,217,334
Liabilities				
Accounts Payable	\$ —	\$ —	\$ —	\$ 1,540,304
Due to Other Funds	1,771	—	—	—
Due to Other Agencies	—	—	—	—
Deferred Revenues	—	—	—	—
Other Liabilities	—	—	—	—
TDA Allocations Payable	—	—	—	—
Total Liabilities	\$ 1,771	\$ —	\$ —	\$ 1,540,304
Fund Equity				
TDA Current Allocations Unpaid	\$ —	\$ 10,035,146	\$ —	\$ —
TDA Funds Reserved	—	—	—	—
TDA Unallocated Apportionments	—	—	891,549	677,030
TDA Unrestricted	469,079	3,973,072	—	—
Total Fund Equity	\$ 469,079	\$ 14,008,218	\$ 891,549	\$ 677,030
Total Liabilities and Equity	\$ 470,850	\$ 14,008,218	\$ 891,549	\$ 2,217,334
Statements of Revenues,				
Expenditures and Changes in Fund Balance				
Revenues				
STAF	\$ 70,965	\$ 2,728,606	\$ 1,600,288	\$ 4,995,802
Interest	20,388	658,949	48,903	67,961
TDA Allocations Returned	—	—	—	—
Other/ Miscellaneous	—	—	—	—
Total Revenues	\$ 91,353	\$ 3,387,555	\$ 1,649,191	\$ 5,063,763
Expenditures				
STAF Claimants	\$ —	\$ 997,589	\$ 1,973,200	\$ 5,394,313
All Other	—	—	—	—
Total Expenditures	\$ —	\$ 997,589	\$ 1,973,200	\$ 5,394,313
Excess (Deficiency) of Revenues				
Over (Under) Expenditures	\$ 91,353	\$ 2,389,966	\$ (324,009)	\$ (330,550)
Other Sources and (Uses)				
Operating Transfers In	\$ —	\$ —	\$ —	\$ —
Operating Transfers Out	—	—	—	—
Other Sources and (Uses)	—	—	—	—
Total Other Sources and (Uses)	\$ —	\$ —	\$ —	\$ —
Excess (Deficiency) of Revenues and Other Sources				
Over (Under) Expenditures and Other Uses	\$ 91,353	\$ 2,389,966	\$ (324,009)	\$ (330,550)
Equity, Beginning of Year	\$ 545,634	\$ 11,618,252	\$ 1,215,558	\$ 945,252
Prior Year Adjustments	(167,908)	—	—	62,328
Equity, End of Year	\$ 469,079	\$ 14,008,218	\$ 891,549	\$ 677,030

Table 3. Transportation Planning Agencies Annual Report — Fiscal Year 1999-00 — (continued)
State Transit Assistance Funds Balance Sheet and Statements of Revenues, Expenditures,
and Changes in Fund Balance

	San Joaquin County Council of Governments	San Luis Obispo Area Council of Governments	Santa Barbara County Association of Governments	Santa Cruz County Transportation Commission
Balance Sheets				
Assets				
Cash and Investments	\$ 213,676	\$ 69,275	\$ 411,322	\$ 7,398
Accounts Receivable	245,340	—	—	—
Interest Receivable	1,038	—	1,357	—
Due From Other Funds	—	—	—	—
Due From Other Agencies	—	—	—	205,959
Other Assets	—	—	—	—
Total Assets	\$ 460,054	\$ 69,275	\$ 412,679	\$ 213,357
Liabilities				
Accounts Payable	\$ —	\$ —	\$ —	\$ —
Due to Other Funds	—	—	—	—
Due to Other Agencies	—	—	—	163,686
Deferred Revenues	—	—	—	—
Other Liabilities	16,455	—	—	—
TDA Allocations Payable	—	—	318,637	—
Total Liabilities	\$ 16,455	\$ —	\$ 318,637	\$ 163,686
Fund Equity				
TDA Current Allocations Unpaid	\$ —	\$ —	\$ —	\$ —
TDA Funds Reserved	—	—	—	—
TDA Unallocated Apportionments	443,317	—	—	—
TDA Unrestricted	282	69,275	94,042	49,671
Total Fund Equity	\$ 443,599	\$ 69,275	\$ 94,042	\$ 49,671
Total Liabilities and Equity	\$ 460,054	\$ 69,275	\$ 412,679	\$ 213,357
Statements of Revenues,				
Expenditures and Changes in Fund Balance				
Revenues				
STAF	\$ 981,296	\$ 426,866	\$ 771,656	\$ 823,683
Interest	1,803	2,956	13,740	2,329
TDA Allocations Returned	—	—	—	—
Other/ Miscellaneous	—	—	—	—
Total Revenues	\$ 983,099	\$ 429,822	\$ 785,396	\$ 826,012
Expenditures				
STAF Claimants	\$ 839,273	\$ 362,109	\$ 786,967	\$ 781,410
All Other	—	—	—	—
Total Expenditures	\$ 839,273	\$ 362,109	\$ 786,967	\$ 781,410
Excess (Deficiency) of Revenues				
Over (Under) Expenditures	\$ 143,826	\$ 67,713	\$ (1,571)	\$ 44,602
Other Sources and (Uses)				
Operating Transfers In	\$ —	\$ —	\$ —	\$ —
Operating Transfers Out	—	—	—	—
Other Sources and (Uses)	—	—	—	—
Total Other Sources and (Uses)	\$ —	\$ —	\$ —	\$ —
Excess (Deficiency) of Revenues and Other Sources				
Over (Under) Expenditures and Other Uses	\$ 143,826	\$ 67,713	\$ (1,571)	\$ 44,602
Equity, Beginning of Year	\$ 299,773	\$ 1,562	\$ 98,753	\$ 5,069
Prior Year Adjustments	—	—	(3,140)	—
Equity, End of Year	\$ 443,599	\$ 69,275	\$ 94,042	\$ 49,671

Table 3. Transportation Planning Agencies Annual Report — Fiscal Year 1999-00 — (continued)
State Transit Assistance Funds Balance Sheet and Statements of Revenues, Expenditures,
and Changes in Fund Balance

	Shasta County Regional Transportation Planning Agency	Sierra County Local Transportation Commission	Siskiyou County Local Transportation Commission	Stanislaus Council of Governments
Balance Sheets				
Assets				
Cash and Investments	\$ 189,909	\$ 39,091	\$ —	\$ 880,273
Accounts Receivable	—	—	—	—
Interest Receivable	—	—	—	5,143
Due From Other Funds	3,285	—	—	—
Due From Other Agencies	—	—	—	—
Other Assets	—	—	—	—
Total Assets	\$ 193,194	\$ 39,091	\$ —	\$ 885,416
Liabilities				
Accounts Payable	\$ —	\$ —	\$ —	\$ —
Due to Other Funds	—	—	—	—
Due to Other Agencies	—	—	—	—
Deferred Revenues	—	—	—	—
Other Liabilities	—	—	—	—
TDA Allocations Payable	—	—	—	788,775
Total Liabilities	\$ —	\$ —	\$ —	\$ 788,775
Fund Equity				
TDA Current Allocations Unpaid	\$ —	\$ —	\$ —	\$ 66,699
TDA Funds Reserved	193,194	—	—	—
TDA Unallocated Apportionments	—	—	—	29,942
TDA Unrestricted	—	39,091	—	—
Total Fund Equity	\$ 193,194	\$ 39,091	\$ —	\$ 96,641
Total Liabilities and Equity	\$ 193,194	\$ 39,091	\$ —	\$ 885,416
Statements of Revenues, Expenditures and Changes in Fund Balance				
Revenues				
STAF	\$ 261,221	\$ 4,775	\$ 68,722	\$ 704,513
Interest	19,956	—	25	45,713
TDA Allocations Returned	—	—	—	—
Other/ Miscellaneous	2,355	2,097	—	—
Total Revenues	\$ 283,532	\$ 6,872	\$ 68,747	\$ 750,226
Expenditures				
STAF Claimants	\$ 260,204	\$ —	\$ 68,865	\$ 716,210
All Other	—	—	—	—
Total Expenditures	\$ 260,204	\$ —	\$ 68,865	\$ 716,210
Excess (Deficiency) of Revenues Over (Under) Expenditures	\$ 23,328	\$ 6,872	\$ (118)	\$ 34,016
Other Sources and (Uses)				
Operating Transfers In	\$ —	\$ —	\$ —	\$ —
Operating Transfers Out	—	—	—	—
Other Sources and (Uses)	—	—	—	—
Total Other Sources and (Uses)	\$ —	\$ —	\$ —	\$ —
Excess (Deficiency) of Revenues and Other Sources Over (Under) Expenditures and Other Uses	\$ 23,328	\$ 6,872	\$ (118)	\$ 34,016
Equity, Beginning of Year	\$ 169,865	\$ 30,063	\$ 135	\$ 62,625
Prior Year Adjustments	1	2,156	(17)	—
Equity, End of Year	\$ 193,194	\$ 39,091	\$ —	\$ 96,641

Table 3. Transportation Planning Agencies Annual Report — Fiscal Year 1999-00 — (continued)
State Transit Assistance Funds Balance Sheet and Statements of Revenues, Expenditures,
and Changes in Fund Balance

	Tehama County Transportation Commission	Trinity County Transportation Commission	Tulare County Association of Governments	Tuolumne County and Cities Planning Council
Balance Sheets				
Assets				
Cash and Investments	\$ —	\$ 184,417	\$ 1,080,028	\$ 237
Accounts Receivable	20,651	4,438	—	—
Interest Receivable	—	—	—	—
Due From Other Funds	—	—	—	—
Due From Other Agencies	—	—	—	—
Other Assets	—	—	—	—
Total Assets	\$ 20,651	\$ 188,855	\$ 1,080,028	\$ 237
Liabilities				
Accounts Payable	\$ 20,641	\$ —	\$ —	\$ —
Due to Other Funds	—	—	—	—
Due to Other Agencies	—	—	—	—
Deferred Revenues	—	—	—	—
Other Liabilities	—	—	—	—
TDA Allocations Payable	—	—	—	—
Total Liabilities	\$ 20,641	\$ —	\$ —	\$ —
Fund Equity				
TDA Current Allocations Unpaid	\$ —	\$ —	\$ —	\$ —
TDA Funds Reserved	—	—	—	—
TDA Unallocated Apportionments	—	—	1,080,028	237
TDA Unrestricted	10	188,855	—	—
Total Fund Equity	\$ 10	\$ 188,855	\$ 1,080,028	\$ 237
Total Liabilities and Equity	\$ 20,651	\$ 188,855	\$ 1,080,028	\$ 237
Statements of Revenues,				
Expenditures and Changes in Fund Balance				
Revenues				
STAF	\$ 82,606	\$ 14,902	\$ 576,592	\$ 78,751
Interest	198	9,159	64,279	213
TDA Allocations Returned	—	—	—	—
Other/ Miscellaneous	—	—	—	—
Total Revenues	\$ 82,804	\$ 24,061	\$ 640,871	\$ 78,964
Expenditures				
STAF Claimants	\$ 82,804	\$ —	\$ 416,136	\$ 79,535
All Other	—	—	—	—
Total Expenditures	\$ 82,804	\$ —	\$ 416,136	\$ 79,535
Excess (Deficiency) of Revenues	—	24,061	224,735	(571)
Over (Under) Expenditures	—	24,061	224,735	(571)
Other Sources and (Uses)				
Operating Transfers In	\$ —	\$ —	\$ —	\$ —
Operating Transfers Out	—	—	—	—
Other Sources and (Uses)	—	—	—	—
Total Other Sources and (Uses)	\$ —	\$ —	\$ —	\$ —
Excess (Deficiency) of Revenues and Other Sources	—	24,061	224,735	(571)
Over (Under) Expenditures and Other Uses	—	24,061	224,735	(571)
Equity, Beginning of Year	\$ 10	\$ 160,650	\$ 855,293	\$ —
Prior Year Adjustments	—	4,144	—	808
Equity, End of Year	\$ 10	\$ 188,855	\$ 1,080,028	\$ 237

Table 3. Transportation Planning Agencies Annual Report — Fiscal Year 1999-00 — (continued)
State Transit Assistance Funds Balance Sheet and Statements of Revenues, Expenditures,
and Changes in Fund Balance

	Ventura County Transportation Commission	State Total
Balance Sheets		
Assets		
Cash and Investments	\$ 625,292	\$ 60,402,881
Accounts Receivable	—	9,720,132
Interest Receivable	3,681	382,557
Due From Other Funds	—	143,429
Due From Other Agencies	—	262,734
Other Assets	—	268,126
Total Assets	\$ 628,973	\$ 71,179,859
Liabilities		
Accounts Payable	\$ 100,946	\$ 2,201,983
Due to Other Funds	—	101,637
Due to Other Agencies	—	1,678,223
Deferred Revenues	—	—
Other Liabilities	—	16,455
TDA Allocations Payable	—	1,612,949
Total Liabilities	\$ 100,946	\$ 5,611,247
Fund Equity		
TDA Current Allocations Unpaid	\$ 39,379	\$ 13,972,850
TDA Funds Reserved	—	5,868,255
TDA Unallocated Apportionments	488,648	18,823,821
TDA Unrestricted	—	26,903,686
Total Fund Equity	\$ 528,027	\$ 65,568,612
Total Liabilities and Equity	\$ 628,973	\$ 71,179,859
Statements of Revenues,		
Expenditures and Changes in Fund Balance		
Revenues		
STAF	\$ 1,151,990	\$ 92,268,523
Interest	21,558	3,350,561
TDA Allocations Returned	—	—
Other/ Miscellaneous	—	623,414
Total Revenues	\$ 1,173,548	\$ 96,242,498
Expenditures		
STAF Claimants	\$ 1,119,052	\$ 88,991,654
All Other	—	—
Total Expenditures	\$ 1,119,052	\$ 88,991,654
Excess (Deficiency) of Revenues		
Over (Under) Expenditures	\$ 54,496	\$ 7,250,844
Other Sources and (Uses)		
Operating Transfers In	\$ —	\$ —
Operating Transfers Out	—	—
Other Sources and (Uses)	—	—
Total Other Sources and (Uses)	\$ —	\$ —
Excess (Deficiency) of Revenues and Other Sources		
Over (Under) Expenditures and Other Uses	\$ 54,496	\$ 7,250,844
Equity, Beginning of Year	\$ 473,531	\$ 58,053,557
Prior Year Adjustments	—	264,211
Equity, End of Year	\$ 528,027	\$ 65,568,612

Table 4 - Transportation Planning Agencies Annual Report - Fiscal Year 1999-00
Local Transportation Funds Schedule of Apportionments
by Areas of Apportionment

Area of Apportionment	Amounts
Metropolitan Transportation Commission	
Alameda	
Article 3	\$ 1,065,579
Article 4.5	2,610,668
Alameda-Contra Costa Transit District #1	32,943,051
Alameda-Contra Costa Transit District #2	8,398,182
Livermore/Amador Valley Transportation District	5,980,216
City of Union City	2,205,977
Bay Area Rapid Transit District	75,264
Metropolitan Transportation Commission	1,922,791
County of Alameda	16,973
Total	\$ 55,218,701
Contra Costa	
Article 3	\$ 558,746
Article 4.5	1,368,926
Alameda-Contra Costa Transit District	4,533,779
Central Contra Costa County Transit Authority	13,085,911
Eastern Contra Costa County Transit Authority	5,707,817
Western Contra Costa Transit Authority	1,994,965
San Francisco Bay Area Rapid Transit District	687,130
Metropolitan Transportation Commission	990,174
County of Contra Costa	30,338
Total	\$ 28,957,786
Marin	
Article 3	\$ 183,891
Article 4 and 8	9,010,637
Metropolitan Transportation Commission	333,448
County of Marin	47,635
Total	\$ 9,575,611
Napa	
Article 3	\$ 91,687
Article 4.5	224,634
City of American Canyon	323,588
City of Calistoga	166,433
City of Napa	2,368,443
City of St. Helena	201,106
City of Yountville	126,217
County of Napa	1,082,260
Metropolitan Transportation Commission	155,810
County Auditor	22,258
Total	\$ 4,762,436
San Francisco	
Article 3	\$ 628,371
Article 4.5	1,539,510
Article 4 and 8	29,250,684
Metropolitan Transportation Commission	994,241
County Auditor	160,219
Total	\$ 32,573,025
San Mateo	
Article 3	\$ 617,871

Table 4 - Transportation Planning Agencies Annual Report - Fiscal Year 1999-00
Local Transportation Funds Schedule of Apportionments
by Areas of Apportionment

Area of Apportionment	Amounts
Metropolitan Transportation Commission - Continued	
San Mateo - Continued	
Article 4.5	1,513,785
Article 4 and 8	28,761,909
Metropolitan Transportation Commission	1,109,407
County of San Mateo	39,100
Total	\$ 32,042,072
Santa Clara	
Article 3	\$ 1,536,263
Article 4.5	3,763,844
Article 4 and 8	71,513,034
Metropolitan Transportation Commission	3,532,975
County Auditor	637,824
Total	\$ 80,983,940
Solano	
Article 3	\$ 207,152
City of Benicia	715,682
City of Dixon	373,981
City of Fairfield	2,416,035
City of Rio Vista	115,410
City of Suisun city	682,562
City of Vacaville	2,305,218
City of Vallejo	2,924,236
County of Solano	617,346
Metropolitan Transportation Commission	359,525
County Auditor	51,361
Total	\$ 10,768,508
Sonoma	
Article 3	\$ 313,288
Golden Gate Bridge Highway and Transit District	3,837,776
City of Cloverdale	176,785
City of Cotati	169,792
City of Healdsburg	308,400
City of Petaluma	1,277,238
City of Rohnert Park	1,002,277
City of Santa Rosa	3,585,289
City of Sebastopol	197,668
City of Sonoma	323,141
City of Windsor	619,916
County of Sonoma	3,852,823
Metropolitan Transportation Commission	553,367
County Auditor	18,500
Total	\$ 16,236,260
Metropolitan Transportation Commission Total	\$ 271,118,339
Alpine County Transportation Commission	
Alpine	
County of Alpine	\$ 7,550
Total	\$ 7,550
Amador County Transportation Commission	

Table 4 - Transportation Planning Agencies Annual Report - Fiscal Year 1999-00
Local Transportation Funds Schedule of Apportionments
by Areas of Apportionment

Area of Apportionment	Amounts
Amador County Transportation Commission - Continued	
Amador	
City of Amador City	\$ 3,093
City of Jackson	56,084
City of Sutter Creek	30,188
City of Ione	104,734
City of Plymouth	11,876
County of Amador	292,995
Amador Rapid Transit System	333,600
Planning and Administration	21,000
Total	\$ 853,570
Butte County Association of Governments	
Butte	
Butte County Association of Governments	\$ 115,000
County of Butte	2,446,780
City of Biggs	41,938
City of Chico	1,295,578
City of Gridley	120,545
City of Oroville	303,123
Town of Paradise	628,568
Total	\$ 4,951,532
Calaveras County Local Transportation Commission	
Calaveras	
City of Angels	\$ 29,336
County of Calaveras	356,085
TDA Administration	163,611
Total	\$ 549,032
Colusa County Local Transportation Commission	
Colusa	
County of Colusa	\$ 320,241
City of Colusa	171,982
City of Williams	100,817
TDA Administration	7,755
Total	\$ 600,795
Del Norte County Local Transportation Commission	
Del Norte	
City of Crescent City	\$ 68,750
County of Del Norte	335,664
Total	\$ 404,414
El Dorado County Local Transportation Commission	
El Dorado	
El Dorado County Transportation Comm.	\$ 287,072
El Dorado County Transportation Comm - Art.8	80,000
Bikeways	42,414
City of Placerville	74,931
El Dorado County. Dept. of Transportation - Art. 8	251,042
EL Dorado County Transit Authority - Article 4	1,438,566
County Auditor	3,135

Table 4 - Transportation Planning Agencies Annual Report - Fiscal Year 1999-00
Local Transportation Funds Schedule of Apportionments
by Areas of Apportionment

Area of Apportionment	Amounts
El Dorado County Local Transportation Commission - Continued	
Total	\$ 2,177,160
Tahoe Regional Planning Agency	
El Dorado	
El Dorado County-Eastern Slope	674,436
Total	\$ 674,436
Placer	
Placer County-Eastern Slope	\$ 481,623
Total	\$ 481,623
Tahoe Regional Planning Agency Total	\$ 1,156,059
Fresno County Council of Governments	
Fresno	
City of Clovis	\$ 1,687,711
City of Coalinga	256,345
City of Firebaugh	149,637
City of Fowler	93,955
City of Fresno	10,190,042
City of Huron	139,825
City of Kerman	185,821
City of Kingsburg	226,295
City of Mendota	189,499
City of Orange Cove	192,566
City of Parlier	272,292
City of Reedley	504,106
City of Sanger	462,402
City of San Joaquin	76,044
City of Selma	452,590
County of Fresno	4,393,442
RTPA Planning	622,003
Total	\$ 20,094,575
Glenn County Local Transportation Commission	
Glenn	
City of Willows	\$ 13,008
Glenn Transit Allocation	309,986
County of Glenn	215,000
Total	\$ 537,994
Humboldt County Association of Governments	
Humboldt	
City of Arcata	\$ 360,081
Humboldt Transit Authority (City of Arcata)	94,800
City of Blue Lake	21,677
Streets (City of Blue Lake)	20,677
City of Eureka	607,497
Humboldt Transit Authority (City of Eureka)	180,000
Administration (City of Eureka)	14,089
City of Ferndale	30,752
City of Fortuna	371,000
Eureka Transit Authority (City of Fortuna)	55,000

Table 4 - Transportation Planning Agencies Annual Report - Fiscal Year 1999-00
Local Transportation Funds Schedule of Apportionments
by Areas of Apportionment

Area of Apportionment	Amounts
Humboldt County Association of Governments - Continued	
Humboldt - Continued	
Bus Shelter (City of Fortuna)	700
Bicycle and Pedestian (City of Fortuna)	4,445
Streets (City of Fortuna)	251,855
City of Rio Dell	76,567
Senior Resource Center (City of Rio Dell)	3,000
Streets (City of Rio Dell)	53,504
City of Trinidad	7,828
Streets (City of Trinidad)	4,933
County of Humboldt	1,618,263
Eureka Transit Service (County of Humboldt)	200,718
Adult Day Health Care (County of Humboldt)	36,199
Roads (County of Humboldt)	703,338
McKinleyville DAR (County of Humboldt)	25,000
HCAOG Planning and Administration (County of Humboldt)	115,776
Total	\$ 4,857,699
Imperial Valley Association of Governments	
Imperial	
City of Brawely	\$ 440,271
City of Calexico	534,473
City of Calipatria	69,186
City of El Centro	768,710
City of Holtville	111,957
City of Imperial	156,902
City of Westmorland	35,136
County of Imperial	663,364
County Auditor	36,000
Total	\$ 2,815,999
Inyo County Local Transportation Commission	
Inyo	
City of Bishop	\$ 17,244
Inyo Mono Area Aging Agency	20,000
County of Inyo Street and Roads - 99400(a)	104,657
County of Inyo	584,034
Total	\$ 725,935
Kern Council of Governments	
Kern	
City of Arvin	\$ 278,061
City of Bakersfield	5,337,648
City of California City	213,376
City of Delano	840,244
City of Maricopa	30,018
City of McFarland	225,426
City of Ridgecrest	670,554
City of Shafter	284,154
City of Taft	216,666
City of Tehachapi	274,821

Table 4 - Transportation Planning Agencies Annual Report - Fiscal Year 1999-00
Local Transportation Funds Schedule of Apportionments
by Areas of Apportionment

Area of Apportionment	Amounts
Kern Council of Governments - Continued	
Kern - Continued	
City of Wasco	494,947
County of Kern	3,111,294
Golden Empire Transit District	3,377,036
North Bakersfield Rec. and Park District/CTSA	444,681
Pedestrian/Bikeways Program	286,970
TDA Administration	218,505
Total	\$ 16,304,401
Kings County Association of Governments	
Kings	
City of Avenal	\$ 131,963
City of Corcoran	321,063
City of Hanford	231,683
City of Lemoore	152,029
Kings Co. Association of Governments	14,100
Kings Area Public Transit	841,392
Kings Co. Regional Transp. Planning Agency	84,396
County of Kings	292,305
Total	\$ 2,068,931
Lake County/City Council of Governments	
Lake	
County of Lake	\$ 36,400
County of Lake Transit Authority	695,200
TDA Administration	177,800
Total	\$ 909,400
Lassen County Local Transportation Commission	
Lassen	
County of Lassen	\$ 197,730
City of Susanville	198,270
Total	\$ 396,000
Los Angeles County Metropolitan Transportation Authority	
Los Angeles	
City of Agoura Hills	\$ 8,987
City of Alhambra	37,612
City of Arcadia	311,464
City of Artesia	6,969
City of Avalon	86,689
City of Azusa	18,744
City of Baldwin	31,288
City of Bell	15,457
City of Bellflower	27,710
City of Bell Gardens	18,598
City of Beverly Hills	14,167
City of Bradbury	383
City of Burbank	43,271
City of Calabasas	8,134
City of Carson	37,696

Table 4 - Transportation Planning Agencies Annual Report - Fiscal Year 1999-00
Local Transportation Funds Schedule of Apportionments
by Areas of Apportionment

Area of Apportionment	Amounts
Los Angeles County Metropolitan Transportation Authority - Continued	
Los Angeles - Continued	
City of Cerritos	23,591
City of Claremont	66,094
City of Commerce	379,208
City of Compton	39,734
City of Covina	19,514
City of Cudahy	10,402
City of Culver City	2,975,856
City of Diamond Bar	23,841
City of Downey	41,482
City of Duarte	9,361
City of El Monte	48,430
City of El Segundo	6,823
Foothill Transit	13,364,974
City of Gardena	3,632,556
City of Glendale	82,215
City of Glendora	21,843
City of Hawaiian Gardens	6,158
City of Hawthorne	32,703
City of Hermosa Beach	7,947
City of Hidden Hills	820
City of Huntington Park	25,879
City of Industry	291
City of Inglewood	49,304
City of Irwindale	487
City of La Canada Flintridge	8,571
LACMTA	166,747,915
LACMTA Administration	5,289,000
City of La Habra Heights	2,788
City of Lakewood	32,869
City of La Mirada	185,854
City of Lancaster	3,166,142
City of La Puente	17,142
City of La Verne	13,938
City of Lawndale	12,565
City of Lomita	8,529
City of Long Beach	13,410,346
City of Los Angeles	1,760,346
City of Lynwood	28,084
City of Malibu	5,284
City of Manhattan Beach	14,521
City of Maywood	12,357
City of Monrovia	16,539
City of Montebello	3,471,047
City of Monterey Park	27,252
City of Norwalk	844,174
City of Palmdale	2,922,018

Table 4 - Transportation Planning Agencies Annual Report - Fiscal Year 1999-00
Local Transportation Funds Schedule of Apportionments
by Areas of Apportionment

Area of Apportionment	Amounts
Los Angeles County Metropolitan Transportation Authority - Continued	
Los Angeles - Continued	
City of Palos Verdes Estates	5,950
City of Paramount	22,967
City of Pasadena	58,416
City of Pico Rivera	26,046
City of Pomona	59,581
City of Rancho Palos Verdes	18,161
City of Redondo Beach	74,810
City of Rolling Hills	840
City of Rolling Hills Estates	3,495
City of Rosemead	23,217
City of San Dimas	15,145
City of San Fernando	10,048
City of San Gabriel	16,830
City of San Marino	5,700
City of Santa Clarita	3,582,150
City of Santa Fe Springs	6,699
City of Santa Monica	13,374,349
City of Sierra Madre	4,764
City of Signal Hill	3,745
Southern California Association of Governments	644,000
City of South El Monte	9,216
City of South Gate	38,694
City of South Pasadena	10,568
City of Temple City	14,105
City of Torrance	3,668,390
City of Vernon	35
City of Walnut	13,460
City of West Covina	43,604
City of West Hollywood	15,790
City of Westlake Village	3,474
City of Whittier	35,074
County of Los Angeles	3,818,607
County Auditor	67,000
Total	\$ 245,228,893
Madera County Local Transportation Commission	
Madera	
City of Madera	\$ 633,285
City of Chowchilla	115,223
County of Madera	1,252,408
TDA Administration	168,018
Total	\$ 2,168,934
Mariposa County Local Transportation Commission	
Mariposa	
County of Mariposa	\$ 322,199
Total	\$ 322,199
Mendocino Council of Governments	

Table 4 - Transportation Planning Agencies Annual Report - Fiscal Year 1999-00
Local Transportation Funds Schedule of Apportionments
by Areas of Apportionment

Area of Apportionment	Amounts
Mendocino Council of Governments - Continued	
Mendocino	
City of Ukiah	\$ 321,676
City of Fort Bragg	136,158
City of Willits	111,013
City of Point Arena	9,313
County of Mendocino	1,284,470
Total	\$ 1,862,630
Merced County Association of Governments	
Merced	
City of Atwater	\$ 283,831
City of Merced	638,355
City of Livingston	112,600
City of Los Banos	228,007
City of Dos Palos	54,867
City of Gustine	54,233
City of Merced	2,624,107
Merced County Association of Governments	36,000
Total	\$ 4,032,000
Modoc County Local Transportation Commission	
Modoc	
Modoc Transportation Agency	\$ 83,999
TDA Administration	83,374
Total	\$ 167,373
Mono County Local Transportation Commission	
Mono	
Town of Mammoth	\$ 241,266
County of Mono	241,266
Total	\$ 482,532
Transportation Agency for Monterey County	
Monterey	
Administration and Regional Planning	\$ 410,449
2% Bicycle and Pedestrian Grants	192,224
County of Monterey	2,781,146
City of Carmel-By-The-Sea	111,302
City of Del Rey Oaks	41,385
City of Gonzales	162,125
City of Greenfield	248,382
City of King City	256,308
City of Marina	447,331
City of Monterey	823,672
City of Pacific Grove	425,017
City of Salinas	3,129,905
City of Sand City	4,682
City of Seaside	727,441
City of Soledad	260,283
Total	\$ 10,021,652
Nevada County Local Transportation Commission	

Table 4 - Transportation Planning Agencies Annual Report - Fiscal Year 1999-00
Local Transportation Funds Schedule of Apportionments
by Areas of Apportionment

Area of Apportionment	Amounts
Nevada County Local Transportation Commission - Continued	
Nevada	
City of Grass Valley	\$ 235,604
City of Nevada City	69,127
Town of Truckee	297,794
County of Nevada	1,540,395
Pedestrian Bicycle Funds	43,733
Commission Administration	242,050
Total	\$ 2,428,703
Orange County Transportation Authority	
Orange	
O.C. Auditor Controller-Administration	\$ 2,488
OCTA Administration	86,313
OCTA Planning	1,172,060
SCAG Regional Planning	171,200
OCTA/OCTD Bus Stop Accessibility Program	1,267,441
OCTD - CTSA - Article 4.5	3,230,707
OCTD - Article 4	60,516,516
Laguna Beach MTL - Article 4	866,921
Total	\$ 67,313,646
Placer County Local Transportation Commission	
Placer	
City of Auburn	\$ 465,676
City of Colfax	59,881
City of Lincoln	350,523
City of Loomis	265,442
City of Rocklin	1,268,412
City of Roseville	2,870,984
CTSA	473,123
County of Placer	3,663,161
TDA Administration	614,373
Total	\$ 10,031,575
Plumas County Local Transportation Commission	
Plumas	
City of Portola	\$ 56,793
County of Plumas	459,504
TDA Administration	60,174
Total	\$ 576,471
Riverside County Transportation Commission	
Riverside	
Western County	\$ 26,715,811
Coachella Valley	7,531,772
Palo Verde Valley	678,942
Total	\$ 34,926,525
Sacramento Area Council of Governments	
Sacramento	
City of Citrus Heights	\$ 55,067

Table 4 - Transportation Planning Agencies Annual Report - Fiscal Year 1999-00
Local Transportation Funds Schedule of Apportionments
by Areas of Apportionment

Area of Apportionment	Amounts
Sacramento Area Council of Governments - Continued	
Sacramento - Continued	
City of Folsom	1,401,954
City of Galt	513,435
City of Ileton	25,825
City of Sacramento	248,053
Sacramento Rapid Transit District	30,349,351
Paratransit	1,643,800
Sacramento Area Council of Governments	1,330,416
County of Sacramento	1,420,099
Total	\$ 36,988,000
Sutter	
City of Live Oak	\$ 144,205
City of Yuba City	923,178
Sacramento Area Council of Governments	75,473
County of Sutter	957,144
Total	\$ 2,100,000
Yolo	
City of Davis	\$ 1,739,424
City of West Sacramento	966,348
City of Winters	167,131
City of Woodland	1,421,005
Sacramento Area Council of Governments	185,361
County of Yolo	679,067
Total	\$ 5,158,336
Yuba	
City of Marysville	\$ 76,082
City of Wheatland	29,037
Yolo Sutter Transit Agency	239,681
Sacramento Area Council of Governments	33,766
County of Yuba	560,953
Total	\$ 939,519
Sacramento Area Council of Governments Total	\$ 45,185,855
San Bernardino Associated Governments	
San Bernardino	
San Bernardino Valley	\$ 30,796,347
City of Adelanto	365,363
City of Apple Valley	1,505,481
City of Barstow	582,836
City of Big Bear Lake	155,870
City of Hesperia	1,561,876
City of Needles	154,048
City of Twentynine Palms	380,963
City of Victorville	1,581,787
City of Yucca Valley	648,956
County of San Bernardino	3,879,752
Total	\$ 41,613,279
San Diego Association of Governments	
San Diego	

Table 4 - Transportation Planning Agencies Annual Report - Fiscal Year 1999-00
Local Transportation Funds Schedule of Apportionments
by Areas of Apportionment

Area of Apportionment	Amounts
San Diego Association of Governments - Continued	
San Diego - Continued	
North San Diego County Transit Development Board	\$ 20,686,710
City of Chula Vista	3,972,028
City of Coronado	656,347
City of El Cajon	2,316,099
City of Imperial Beach	699,977
City of La Mesa	1,421,010
City of Lemon Grove	620,560
City of National City	1,333,430
City of Poway	1,154,446
City of San Diego	30,022,958
City of Santee	1,385,836
County of San Diego	6,535,839
County Auditor Expenses	34,000
SANDAG Administration	300,000
2% Pedestrian/Bicycle Funds	1,668,520
SANDAG 2% Planning	1,593,762
MTDB 10% Planning	5,631,886
5% Community Transit Services	3,726,592
Total	\$ 83,760,000
San Joaquin County Council of Governments	
San Joaquin	
San Joaquin Regional Transit District	\$ 8,794,242
City of Lathrop	237,320
City of Lodi	1,425,201
City of Manteca	1,205,152
City of Tracy	1,216,666
City of Ripon	246,276
City of Escalon	141,368
City of Stockton	128,227
San Joaquin Council of Governments	433,000
County of San Joaquin	557,548
County Auditor	2,000
Total	\$ 14,387,000
San Luis Obispo Area Council of Governments	
San Luis Obispo	
San Luis Obispo Council of Governments	\$ 294,968
City of Arroyo Grande	420,963
City of Atascadero	675,445
City of Grover Beach	333,040
City of Morro Bay	262,701
City of Paso Robles	588,056
City of Pismo Beach	223,396
City of San Luis Obispo	1,138,595
County of San Luis Obispo	2,734,522
CTSA/Ride-On	173,314
Total	\$ 6,845,000

Table 4 - Transportation Planning Agencies Annual Report - Fiscal Year 1999-00
Local Transportation Funds Schedule of Apportionments
by Areas of Apportionment

Area of Apportionment	Amounts
Santa Barbara County Association of Governments	
Santa Barbara	
City of Buellton	\$ 104,716
City of Carpinteria	8,118
City of Guadalupe	171,897
City of Lompoc	1,180,814
City of Santa Barbara	49,775
City of Santa Maria	1,885,106
City of Solvang	146,419
County of Santa Barbara North	1,937,898
County of Santa Barbara South	54,480
Easy Lift Transportation	282,002
Santa Barbara Metropolitan District	5,358,055
Santa Maria Organization of Transportation Helpers	147,099
TDA Administration	216,836
County Auditor	1,891
Total	\$ 11,545,106
Santa Cruz County Transportation Commission	
Santa Cruz	
Planning and Administration	\$ 856,064
Santa Cruz Metropolitan Transit District	4,824,062
City of Watsonville	38,993
City of Scotts Valley	9,650
City of Capitola	13,427
City of Santa Cruz	615,790
County of Santa Cruz	125,117
Total	\$ 6,483,103
Shasta County Regional Transportation Planning Agency	
Shasta	
City of Redding	\$ 2,498,170
City of Anderson	281,291
City of Shasta Lake	291,961
County of Shasta	2,309,029
Total	\$ 5,380,451
Sierra County Local Transportation Commission	
Sierra	
City of Loyalton	\$ 12,920
County of Sierra	31,037
Total	\$ 43,957
Siskiyou County Local Transportation Commission	
Siskiyou	
City of Dorris	\$ 15,220
City of Dunsmuir	34,738
City of Elna	21,113
City of Fort Jones	11,460
City of Montague	37,348
City of Mount Shasta	66,075
City of Tulelake	15,937

Table 4 - Transportation Planning Agencies Annual Report - Fiscal Year 1999-00
Local Transportation Funds Schedule of Apportionments
by Areas of Apportionment

Area of Apportionment	Amounts
Siskiyou County Local Transportation Commission - Continued	
Siskiyou - Continued	
City of Weed	53,182
City of Yreka	124,449
County of Siskiyou	435,123
Siskiyou County Local Transportation Commission	54,000
Total	\$ 868,645
Stanislaus Council of Governments	
Stanislaus	
SAAG Administration	\$ 40,000
SAAG Planning	85,000
City of Ceres	901,408
City of Modesto	5,116,532
City of Patterson	143,041
Riverbank/Oakdale Transit (ROTA)	643,754
Stanislaus County Transit	2,462,969
City of Turlock	1,577,237
City of Waterford	207,940
City of Hughson	84,028
City of Newman	75,618
City of Oakdale	189,193
Total	\$ 11,526,720
Tehama County Transportation Commission	
Tehama	
City of Corning	\$ 110,789
City of Red Bluff	235,915
City of Tehama	7,720
County of Tehama	648,189
TDA Administration	133,500
Total	\$ 1,136,113
Trinity County Transportation Commission	
Trinity	
County of Trinity	\$ 163,653
Total	\$ 163,653
Tulare County Association of Governments	
Tulare	
City of Dinuba	\$ 316,481
City of Exeter	178,326
City of Farmersville	157,194
City of Lindsay	34,017
City of Porterville	1,145,734
City of Tulare	988,462
City of Visalia	1,568,292
City of Woodlake	130,193
County of Tulare	2,408,001
Total	\$ 6,926,700
Tuolumne County and Cities Planning Council	

Table 4 - Transportation Planning Agencies Annual Report - Fiscal Year 1999-00
Local Transportation Funds Schedule of Apportionments
by Areas of Apportionment

Area of Apportionment	Amounts
Tuolumne County and Cities Planning Council - Continued	
Tuolumne	
City of Sonora	\$ 90,459
County of Tuolumne	961,389
Total	\$ 1,051,848
Ventura County Transportation Commission	
Ventura	
City of Camarillo	\$ 1,733,318
City of Fillmore	372,029
City of Moorpark	834,247
City of Ojai	231,109
City of Oxnard	4,461,531
City of Port Hueneme	636,959
City of San Buenaventura	2,883,226
City of Santa Paula	763,787
City of Simi Valley	3,058,741
City of Thousand Oaks	3,314,442
County of Ventura	2,612,661
Total	\$ 20,902,050
State Total	\$ 967,911,998

Table 5. Transportation Planning Agencies Annual Report — Fiscal Year 1999-00
Schedule of Allocations by Purpose Regarding the
Local Transportation Funds and State Transit Assistance Funds

	Metropolitan Transportation Commission			
	Alameda	Contra Costa	Marin	Napa
Local Transportation Fund Allocations				
Administration				
County Auditor PUC 99233.1	\$ 270,386	\$ 136,966	\$ 44,065	\$ 17,500
TPA PUC 99233.1	270,386	136,966	44,065	17,500
Planning				
PUC 99233.2	1,622,316	821,795	264,390	105,000
PUC 99233.5(a)	—	—	—	—
PUC 99233.5(b)	—	—	—	—
Pedestrian and Bicycle Facilities				
PUC 99233.3, 99234	1,529,644	538,126	175,000	134,046
Rail Service				
PUC 99233.4, 99234.9	—	—	—	—
Article 4.5				
Community Transit Services				
PUC 99233.7, 99275	1,831,352	335,397	—	173,173
Article 4				
Planning PUC 99262	—	—	—	—
Transit PUC 99260(a)	52,303,161	25,638,887	8,585,756	1,575,150
Joint Powers Agencies PUC 99260.7	—	—	—	—
Railroad Corporations PUC 99260.5(a)	—	—	—	—
Other	—	692,320	—	—
Article 8				
Streets and Roads PUC 99400(a)	—	—	—	1,108,672
Pedestrians and Bicycles PUC 99400(a)	—	—	—	—
General Public PUC 99400(c)	—	—	—	777,276
Elderly and Handicapped PUC 99400(c)	—	—	—	—
Planning Contributions PUC 99402	—	—	—	—
Multimodal Terminal PUC 99400.5	—	—	—	550,500
Other	—	—	—	217,509
Total LTF Allocations	\$ 57,827,245	\$ 28,300,457	\$ 9,113,276	\$ 4,676,326
State Transit Assistance Fund Allocations				
Article 4				
Operating Costs CCR 6730(a)	\$ 8,682,777	\$ 2,973,905	\$ 2,045,895	\$ 195,080
Capital Costs CCR 6730(b)	31,190	—	290,381	6,000
Rail Services Subsidy CCR 6730(c)	—	—	—	—
Specialized Services CCR 6731(c)	772,245	268,081	97,173	32,592
Other	—	—	—	—
Article 8				
AMTRAK CCR 6731(a)	—	—	—	—
General Public CCR 6731(b)	—	—	—	—
Elderly and Handicapped CCR 6731(b)	—	—	—	—
Other	—	—	—	—
Other Allocations				
Other Allocations	—	—	—	—
Community Transit Services				
CCR 6730(d), 6731(d), and 6731.1	—	—	—	—
Total STAF Allocations	\$ 9,486,212	\$ 3,241,986	\$ 2,433,449	\$ 233,672

Table 5. Transportation Planning Agencies Annual Report — Fiscal Year 1999-00 — (continued)
Schedule of Allocations by Purpose Regarding the
Local Transportation Funds and State Transit Assistance Funds

	Metropolitan Transportation Commission — (continued)			
	San Francisco	San Mateo	Santa Clara	Solano
Local Transportation Fund Allocations				
Administration				
County Auditor PUC 99233.1	\$ 156,207	\$ 150,500	\$ 358,835	\$ 49,875
TPA PUC 99233.1	156,207	150,500	358,835	49,875
Planning				
PUC 99233.2	937,241	903,000	2,153,012	299,249
PUC 99233.5(a)	—	—	—	—
PUC 99233.5(b)	—	—	—	—
Pedestrian and Bicycle Facilities				
PUC 99233.3, 99234	506,894	747,655	2,123,411	211,795
Rail Service				
PUC 99233.4, 99234.9	—	—	—	—
Article 4.5				
Community Transit Services				
PUC 99233.7, 99275	—	1,245,000	—	—
Article 4				
Planning PUC 99262	—	—	—	—
Transit PUC 99260(a)	60,262,240	26,458,000	—	6,266,017
Joint Powers Agencies PUC 99260.7	—	—	—	—
Railroad Corporations PUC 99260.5(a)	—	—	—	—
Other	—	—	75,309,805	—
Article 8				
Streets and Roads PUC 99400(a)	—	—	—	1,589,440
Pedestrians and Bicycles PUC 99400(a)	—	—	—	—
General Public PUC 99400(c)	—	—	—	3,281,951
Elderly and Handicapped PUC 99400(c)	—	—	—	758,101
Planning Contributions PUC 99402	—	—	—	—
Multimodal Terminal PUC 99400.5	—	—	—	—
Other	—	—	—	272,226
Total LTF Allocations	<u>\$ 62,018,789</u>	<u>\$ 29,654,655</u>	<u>\$ 80,303,898</u>	<u>\$ 12,778,529</u>
State Transit Assistance Fund Allocations				
Article 4				
Operating Costs CCR 6730(a)	\$ 7,947,392	\$ 1,751,000	\$ —	\$ 268,078
Capital Costs CCR 6730(b)	—	1,117,000	—	118,000
Rail Services Subsidy CCR 6730(c)	—	—	—	—
Specialized Services CCR 6731(c)	550,500	287,000	4,363,784	—
Other	—	—	—	—
Article 8				
AMTRAK CCR 6731(a)	—	—	—	—
General Public CCR 6731(b)	—	—	—	50,000
Elderly and Handicapped CCR 6731(b)	—	—	—	—
Other	—	—	—	—
Other Allocations				
Other Allocations	—	—	—	—
Community Transit Services				
CCR 6730(d), 6731(d), and 6731.1	—	—	—	—
Total STAF Allocations	<u>\$ 8,497,892</u>	<u>\$ 3,155,000</u>	<u>\$ 4,363,784</u>	<u>\$ 436,078</u>

Table 5. Transportation Planning Agencies Annual Report — Fiscal Year 1999-00 — (continued)
Schedule of Allocations by Purpose Regarding the
Local Transportation Funds and State Transit Assistance Funds

	Metropolitan Transportation Commission — (continued)		Alpine County Transportation Commission	Amador County Transportation Commission
	Sonoma	Total		
Local Transportation Fund Allocations				
Administration				
County Auditor PUC 99233.1	\$ 72,875	\$ 1,257,209	\$ —	\$ —
TPA PUC 99233.1	72,875	1,257,209	2,550	21,000
Planning				
PUC 99233.2	437,250	7,543,253	—	—
PUC 99233.5(a)	—	—	—	—
PUC 99233.5(b)	—	—	—	—
Pedestrian and Bicycle Facilities				
PUC 99233.3, 99234	139,769	6,106,340	—	—
Rail Service				
PUC 99233.4, 99234.9	—	—	—	—
Article 4.5				
Community Transit Services				
PUC 99233.7, 99275	—	3,584,922	—	—
Article 4				
Planning PUC 99262	—	—	—	—
Transit PUC 99260(a)	10,847,992	191,937,203	5,000	333,600
Joint Powers Agencies PUC 99260.7	—	—	—	—
Railroad Corporations PUC 99260.5(a)	—	—	—	—
Other	37,493	76,039,618	—	—
Article 8				
Streets and Roads PUC 99400(a)	940,205	3,638,317	—	498,970
Pedestrians and Bicycles PUC 99400(a)	—	—	—	—
General Public PUC 99400(c)	760,074	4,819,301	—	—
Elderly and Handicapped PUC 99400(c)	535,595	1,293,696	—	—
Planning Contributions PUC 99402	—	—	—	—
Multimodal Terminal PUC 99400.5	—	550,500	—	—
Other	274,859	764,594	—	—
Total LTF Allocations	\$ 14,118,987	\$ 298,792,162	\$ 7,550	\$ 853,570
State Transit Assistance Fund Allocations				
Article 4				
Operating Costs CCR 6730(a)	\$ 8,649	\$ 23,872,776	\$ —	\$ —
Capital Costs CCR 6730(b)	—	1,562,571	—	—
Rail Services Subsidy CCR 6730(c)	—	—	—	—
Specialized Services CCR 6731(c)	863,273	7,234,648	—	—
Other	—	—	—	—
Article 8				
AMTRAK CCR 6731(a)	—	—	—	—
General Public CCR 6731(b)	—	50,000	—	—
Elderly and Handicapped CCR 6731(b)	—	—	—	—
Other	—	—	—	—
Other Allocations				
Other Allocations	—	—	—	—
Community Transit Services				
CCR 6730(d), 6731(d), and 6731.1	—	—	—	—
Total STAF Allocations	\$ 871,922	\$ 32,719,995	\$ —	\$ —

Table 5. Transportation Planning Agencies Annual Report — Fiscal Year 1999-00 — (continued)
Schedule of Allocations by Purpose Regarding the
Local Transportation Funds and State Transit Assistance Funds

	Butte County Association of Governments	Calaveras County Local Transportation Commission	Colusa County Local Transportation Commission	Del Norte County Local Transportation Commission
Local Transportation Fund Allocations				
Administration				
County Auditor PUC 99233.1	\$ —	\$ —	\$ —	\$ —
TPA PUC 99233.1	115,000	—	7,755	39,574
Planning				
PUC 99233.2	—	—	—	—
PUC 99233.5(a)	—	—	—	—
PUC 99233.5(b)	—	—	—	—
Pedestrian and Bicycle Facilities				
PUC 99233.3, 99234	—	—	—	6,755
Rail Service				
PUC 99233.4, 99234.9	—	—	—	—
Article 4.5				
Community Transit Services				
PUC 99233.7, 99275	—	—	—	17,661
Article 4				
Planning PUC 99262	565,517	—	—	—
Transit PUC 99260(a)	761,477	—	409,698	—
Joint Powers Agencies PUC 99260.7	368,705	—	—	—
Railroad Corporations PUC 99260.5(a)	—	—	—	—
Other	—	—	—	—
Article 8				
Streets and Roads PUC 99400(a)	91,226	538,752	183,342	—
Pedestrians and Bicycles PUC 99400(a)	—	10,280	—	—
General Public PUC 99400(c)	1,387,215	—	—	313,956
Elderly and Handicapped PUC 99400(c)	—	—	—	—
Planning Contributions PUC 99402	1,297,505	—	—	—
Multimodal Terminal PUC 99400.5	—	—	—	—
Other	158,553	—	—	21,600
Total LTF Allocations	\$ 4,745,198	\$ 549,032	\$ 600,795	\$ 399,546
State Transit Assistance Fund Allocations				
Article 4				
Operating Costs CCR 6730(a)	\$ —	\$ —	\$ 30,000	\$ —
Capital Costs CCR 6730(b)	—	—	—	—
Rail Services Subsidy CCR 6730(c)	—	—	—	—
Specialized Services CCR 6731(c)	—	—	—	—
Other	—	—	—	—
Article 8				
AMTRAK CCR 6731(a)	—	—	—	—
General Public CCR 6731(b)	324,817	56,579	—	43,533
Elderly and Handicapped CCR 6731(b)	—	—	—	—
Other	8,068	—	—	—
Other Allocations				
Other Allocations	—	—	—	—
Community Transit Services				
CCR 6730(d), 6731(d), and 6731.1	—	—	—	—
Total STAF Allocations	\$ 332,885	\$ 56,579	\$ 30,000	\$ 43,533

Table 5. Transportation Planning Agencies Annual Report — Fiscal Year 1999-00 — (continued)
Schedule of Allocations by Purpose Regarding the
Local Transportation Funds and State Transit Assistance Funds

	El Dorado County Local Transportation Commission		Tahoe Regional Planning Agency		
			El Dorado	Placer	Total
Local Transportation Fund Allocations					
Administration					
County Auditor PUC 99233.1	\$	3,135	\$	—	\$
TPA PUC 99233.1		—	8,400	5,450	13,850
Planning					
PUC 99233.2		287,071	11,150	7,000	18,150
PUC 99233.5(a)		—	—	—	—
PUC 99233.5(b)		—	—	—	—
Pedestrian and Bicycle Facilities					
PUC 99233.3, 99234		42,414	—	—	—
Rail Service					
PUC 99233.4, 99234.9		—	—	—	—
Article 4.5					
Community Transit Services					
PUC 99233.7, 99275		—	—	—	—
Article 4					
Planning PUC 99262		—	—	—	—
Transit PUC 99260(a)		1,438,566	609,909	468,938	1,078,847
Joint Powers Agencies PUC 99260.7		—	—	—	—
Railroad Corporations PUC 99260.5(a)		—	—	—	—
Other		—	—	—	—
Article 8					
Streets and Roads PUC 99400(a)		405,974	—	—	—
Pedestrians and Bicycles PUC 99400(a)		—	—	—	—
General Public PUC 99400(c)		—	—	—	—
Elderly and Handicapped PUC 99400(c)		—	—	—	—
Planning Contributions PUC 99402		—	—	—	—
Multimodal Terminal PUC 99400.5		—	—	—	—
Other		—	—	—	—
Total LTF Allocations	\$	2,177,160	\$	629,459	\$
			\$	481,623	\$
					1,111,082
State Transit Assistance Fund Allocations					
Article 4					
Operating Costs CCR 6730(a)	\$	181,091	\$	61,950	\$
Capital Costs CCR 6730(b)		—	—	—	—
Rail Services Subsidy CCR 6730(c)		—	—	—	—
Specialized Services CCR 6731(c)		—	—	—	—
Other		—	—	—	—
Article 8					
AMTRAK CCR 6731(a)		—	—	—	—
General Public CCR 6731(b)		—	—	—	—
Elderly and Handicapped CCR 6731(b)		—	—	—	—
Other		—	—	—	—
Other Allocations					
Other Allocations		—	—	—	—
Community Transit Services					
CCR 6730(d), 6731(d), and 6731.1		—	—	—	—
Total STAF Allocations	\$	181,091	\$	61,950	\$
			\$	61,950	\$
					123,900

Table 5. Transportation Planning Agencies Annual Report — Fiscal Year 1999-00 — (continued)
Schedule of Allocations by Purpose Regarding the
Local Transportation Funds and State Transit Assistance Funds

	Fresno County Council of Governments	Glenn County Local Transportation Commission	Humboldt County Association of Governments	Imperial Valley Association of Governments
Local Transportation Fund Allocations				
Administration				
County Auditor PUC 99233.1	\$ —	\$ —	\$ —	\$ 11,000
TPA PUC 99233.1	—	—	115,776	25,000
Planning				
PUC 99233.2	—	—	—	—
PUC 99233.5(a)	—	—	—	—
PUC 99233.5(b)	—	—	—	—
Pedestrian and Bicycle Facilities				
PUC 99233.3, 99234	375,612	—	10,000	62,500
Rail Service				
PUC 99233.4, 99234.9	—	—	—	—
Article 4.5				
Community Transit Services				
PUC 99233.7, 99275	912,282	—	—	—
Article 4				
Planning PUC 99262	—	—	—	—
Transit PUC 99260(a)	12,777,517	—	1,623,210	—
Joint Powers Agencies PUC 99260.7	—	—	274,175	—
Railroad Corporations PUC 99260.5(a)	—	—	—	—
Other	—	—	—	—
Article 8				
Streets and Roads PUC 99400(a)	5,774,126	228,008	1,069,504	1,050,533
Pedestrians and Bicycles PUC 99400(a)	—	—	—	54,160
General Public PUC 99400(c)	—	140,786	1,000	822,747
Elderly and Handicapped PUC 99400(c)	—	169,200	—	500,556
Planning Contributions PUC 99402	623,731	—	—	—
Multimodal Terminal PUC 99400.5	—	—	—	—
Other	—	—	—	269,002
Total LTF Allocations	\$ 20,463,268	\$ 537,994	\$ 3,093,665	\$ 2,795,498
State Transit Assistance Fund Allocations				
Article 4				
Operating Costs CCR 6730(a)	\$ 181,876	\$ —	\$ —	\$ 215,000
Capital Costs CCR 6730(b)	—	—	214,303	—
Rail Services Subsidy CCR 6730(c)	—	—	—	—
Specialized Services CCR 6731(c)	—	—	—	—
Other	—	—	—	—
Article 8				
AMTRAK CCR 6731(a)	—	—	—	—
General Public CCR 6731(b)	1,192,018	—	—	—
Elderly and Handicapped CCR 6731(b)	—	49,907	—	—
Other	—	—	—	—
Other Allocations				
Other Allocations	—	—	—	—
Community Transit Services				
CCR 6730(d), 6731(d), and 6731.1	—	—	—	—
Total STAF Allocations	\$ 1,373,894	\$ 49,907	\$ 214,303	\$ 215,000

Table 5. Transportation Planning Agencies Annual Report — Fiscal Year 1999-00 — (continued)
Schedule of Allocations by Purpose Regarding the
Local Transportation Funds and State Transit Assistance Funds

	Inyo County Local Transportation Commission	Kern Council of Governments	Kings County Association of Governments	Lake County/City Council of Governments
Local Transportation Fund Allocations				
Administration				
County Auditor PUC 99233.1	\$ 2,432	\$ —	\$ —	\$ —
TPA PUC 99233.1	—	218,505	6,444	39,000
Planning				
PUC 99233.2	—	—	—	—
PUC 99233.5(a)	—	—	—	—
PUC 99233.5(b)	—	—	—	—
Pedestrian and Bicycle Facilities				
PUC 99233.3, 99234	—	476,784	—	16,500
Rail Service				
PUC 99233.4, 99234.9	—	—	—	—
Article 4.5				
Community Transit Services				
PUC 99233.7, 99275	—	474,009	—	—
Article 4				
Planning PUC 99262	—	329,531	—	695,200
Transit PUC 99260(a)	499,377	10,986,721	973,472	—
Joint Powers Agencies PUC 99260.7	—	—	—	—
Railroad Corporations PUC 99260.5(a)	—	—	—	—
Other	—	63,951	—	—
Article 8				
Streets and Roads PUC 99400(a)	119,469	4,926,817	894,863	—
Pedestrians and Bicycles PUC 99400(a)	—	—	—	36,400
General Public PUC 99400(c)	—	2,131,250	4,390	122,300
Elderly and Handicapped PUC 99400(c)	—	—	—	—
Planning Contributions PUC 99402	—	—	92,052	—
Multimodal Terminal PUC 99400.5	—	—	—	—
Other	—	—	97,710	—
Total LTF Allocations	\$ 621,278	\$ 19,607,568	\$ 2,068,931	\$ 909,400
State Transit Assistance Fund Allocations				
Article 4				
Operating Costs CCR 6730(a)	\$ 28,975	\$ 1,329,966	\$ 200,215	\$ —
Capital Costs CCR 6730(b)	—	40,600	—	—
Rail Services Subsidy CCR 6730(c)	—	—	—	—
Specialized Services CCR 6731(c)	—	—	—	—
Other	—	—	—	—
Article 8				
AMTRAK CCR 6731(a)	—	—	—	—
General Public CCR 6731(b)	—	—	—	—
Elderly and Handicapped CCR 6731(b)	—	—	—	—
Other	—	—	—	—
Other Allocations				
Other Allocations	—	—	—	120,000
Community Transit Services				
CCR 6730(d), 6731(d), and 6731.1	—	—	—	—
Total STAF Allocations	\$ 28,975	\$ 1,370,566	\$ 200,215	\$ 120,000

Table 5. Transportation Planning Agencies Annual Report — Fiscal Year 1999-00 — (continued)
Schedule of Allocations by Purpose Regarding the
Local Transportation Funds and State Transit Assistance Funds

	Lassen County Local Transportation Commission	Los Angeles County Metropolitan Transportation Authority	Madera County Local Transportation Commission	Mariposa County Local Transportation Commission
Local Transportation Fund Allocations				
Administration				
County Auditor PUC 99233.1	\$ —	\$ —	\$ —	\$ —
TPA PUC 99233.1	55,460	67,000	68,000	26,200
Planning				
PUC 99233.2	—	5,933,000	60,000	—
PUC 99233.5(a)	—	—	—	—
PUC 99233.5(b)	—	—	—	—
Pedestrian and Bicycle Facilities				
PUC 99233.3, 99234	—	4,700,843	40,018	6,000
Rail Service				
PUC 99233.4, 99234.9	—	—	—	—
Article 4.5				
Community Transit Services				
PUC 99233.7, 99275	—	—	—	15,991
Article 4				
Planning PUC 99262	—	—	—	—
Transit PUC 99260(a)	—	222,023,816	—	—
Joint Powers Agencies PUC 99260.7	—	—	—	—
Railroad Corporations PUC 99260.5(a)	—	—	—	—
Other	—	—	—	—
Article 8				
Streets and Roads PUC 99400(a)	55,000	12,504,234	1,462,531	274,008
Pedestrians and Bicycles PUC 99400(a)	—	—	—	—
General Public PUC 99400(c)	341,430	—	436,415	—
Elderly and Handicapped PUC 99400(c)	71,000	—	—	—
Planning Contributions PUC 99402	—	—	27,000	—
Multimodal Terminal PUC 99400.5	—	—	—	—
Other	—	—	—	—
Total LTF Allocations	\$ 522,890	\$ 245,228,893	\$ 2,093,964	\$ 322,199
State Transit Assistance Fund Allocations				
Article 4				
Operating Costs CCR 6730(a)	\$ —	\$ 16,978,000	\$ —	\$ 62,735
Capital Costs CCR 6730(b)	—	—	—	—
Rail Services Subsidy CCR 6730(c)	—	14,466,000	—	—
Specialized Services CCR 6731(c)	—	—	—	—
Other	—	—	—	—
Article 8				
AMTRAK CCR 6731(a)	—	—	—	—
General Public CCR 6731(b)	40,393	—	172,012	—
Elderly and Handicapped CCR 6731(b)	—	—	—	—
Other	—	—	—	—
Other Allocations				
Other Allocations	—	—	—	—
Community Transit Services				
CCR 6730(d), 6731(d), and 6731.1	—	—	—	—
Total STAF Allocations	\$ 40,393	\$ 31,444,000	\$ 172,012	\$ 62,735

Table 5. Transportation Planning Agencies Annual Report — Fiscal Year 1999-00 — (continued)
Schedule of Allocations by Purpose Regarding the
Local Transportation Funds and State Transit Assistance Funds

	Mendocino Council of Governments	Merced County Association of Governments	Modoc County Local Transportation Commission	Mono County Local Transportation Commission
Local Transportation Fund Allocations				
Administration				
County Auditor PUC 99233.1	\$ —	\$ 2,000	\$ —	\$ —
TPA PUC 99233.1	207,170	—	83,374	10,000
Planning				
PUC 99233.2	—	—	—	—
PUC 99233.5(a)	—	—	—	—
PUC 99233.5(b)	—	—	—	—
Pedestrian and Bicycle Facilities				
PUC 99233.3, 99234	56,170	—	—	—
Rail Service				
PUC 99233.4, 99234.9	—	—	—	—
Article 4.5				
Community Transit Services				
PUC 99233.7, 99275	—	—	—	—
Article 4				
Planning PUC 99262	—	—	—	—
Transit PUC 99260(a)	1,612,647	1,685,543	—	—
Joint Powers Agencies PUC 99260.7	—	—	—	—
Railroad Corporations PUC 99260.5(a)	—	—	—	—
Other	—	—	—	—
Article 8				
Streets and Roads PUC 99400(a)	—	2,149,701	—	202,249
Pedestrians and Bicycles PUC 99400(a)	—	52,556	—	—
General Public PUC 99400(c)	—	—	83,999	249,324
Elderly and Handicapped PUC 99400(c)	290,684	—	—	—
Planning Contributions PUC 99402	68,536	142,200	—	—
Multimodal Terminal PUC 99400.5	—	—	—	—
Other	—	—	—	—
Total LTF Allocations	\$ 2,235,207	\$ 4,032,000	\$ 167,373	\$ 461,573
State Transit Assistance Fund Allocations				
Article 4				
Operating Costs CCR 6730(a)	\$ —	\$ —	\$ —	\$ —
Capital Costs CCR 6730(b)	206,900	—	—	—
Rail Services Subsidy CCR 6730(c)	—	—	—	—
Specialized Services CCR 6731(c)	—	—	—	—
Other	—	—	—	—
Article 8				
AMTRAK CCR 6731(a)	—	—	—	—
General Public CCR 6731(b)	—	319,394	15,000	95,459
Elderly and Handicapped CCR 6731(b)	—	—	—	—
Other	—	—	—	—
Other Allocations				
Other Allocations	—	—	—	—
Community Transit Services				
CCR 6730(d), 6731(d), and 6731.1	—	—	—	—
Total STAF Allocations	\$ 206,900	\$ 319,394	\$ 15,000	\$ 95,459

Table 5. Transportation Planning Agencies Annual Report — Fiscal Year 1999-00 — (continued)
Schedule of Allocations by Purpose Regarding the
Local Transportation Funds and State Transit Assistance Funds

	Transportation Agency for Monterey County	Nevada County Local Transportation Commission	Orange County Transportation Authority	Placer County Local Transportation Commission
Local Transportation Fund Allocations				
Administration				
County Auditor PUC 99233.1	\$ —	\$ —	\$ 2,488	\$ 5,250
TPA PUC 99233.1	412,579	242,500	86,313	255,000
Planning				
PUC 99233.2	—	—	1,172,060	359,373
PUC 99233.5(a)	—	—	171,200	—
PUC 99233.5(b)	—	—	—	—
Pedestrian and Bicycle Facilities				
PUC 99233.3, 99234	722,545	—	671,097	275,000
Rail Service				
PUC 99233.4, 99234.9	—	—	—	—
Article 4.5				
Community Transit Services				
PUC 99233.7, 99275	—	—	3,230,707	473,123
Article 4				
Planning PUC 99262	—	—	—	—
Transit PUC 99260(a)	6,860,294	627,314	61,333,794	4,614,736
Joint Powers Agencies PUC 99260.7	875,490	—	—	—
Railroad Corporations PUC 99260.5(a)	—	—	—	—
Other	—	—	—	—
Article 8				
Streets and Roads PUC 99400(a)	3,353,682	416,858	—	3,963,875
Pedestrians and Bicycles PUC 99400(a)	10,000	58,258	—	33,870
General Public PUC 99400(c)	15,000	1,339,916	—	51,348
Elderly and Handicapped PUC 99400(c)	104,148	—	—	—
Planning Contributions PUC 99402	143,514	—	—	—
Multimodal Terminal PUC 99400.5	—	—	—	—
Other	—	70,000	—	—
Total LTF Allocations	\$ 12,497,252	\$ 2,754,846	\$ 66,667,659	\$ 10,031,575
State Transit Assistance Fund Allocations				
Article 4				
Operating Costs CCR 6730(a)	\$ 735,435	\$ 126,856	\$ 5,980,996	\$ 127,001
Capital Costs CCR 6730(b)	53,000	—	—	—
Rail Services Subsidy CCR 6730(c)	—	—	—	—
Specialized Services CCR 6731(c)	64,900	—	—	—
Other	—	—	—	—
Article 8				
AMTRAK CCR 6731(a)	—	126,856	—	—
General Public CCR 6731(b)	—	20,335	—	209,843
Elderly and Handicapped CCR 6731(b)	—	—	—	—
Other	—	—	—	—
Other Allocations				
Other Allocations	—	—	—	—
Community Transit Services				
CCR 6730(d), 6731(d), and 6731.1	—	—	—	—
Total STAF Allocations	\$ 853,335	\$ 274,047	\$ 5,980,996	\$ 336,844

Table 5. Transportation Planning Agencies Annual Report — Fiscal Year 1999-00 — (continued)
Schedule of Allocations by Purpose Regarding the
Local Transportation Funds and State Transit Assistance Funds

	Plumas County Local Transportation Commission	Riverside County Transportation Commission	Sacramento Area Council of Governments	
			Sacramento	Sutter
Local Transportation Fund Allocations				
Administration				
County Auditor PUC 99233.1	\$ —	\$ 12,000	\$ 12,000	\$ 1,700
TPA PUC 99233.1	60,174	375,000	367,291	20,836
Planning				
PUC 99233.2	—	1,274,963	—	—
PUC 99233.5(a)	—	—	—	—
PUC 99233.5(b)	—	—	—	—
Pedestrian and Bicycle Facilities				
PUC 99233.3, 99234	—	1,939,960	732,414	—
Rail Service				
PUC 99233.4, 99234.9	—	—	—	—
Article 4.5				
Community Transit Services				
PUC 99233.7, 99275	—	—	1,643,800	—
Article 4				
Planning PUC 99262	—	—	1,476,767	—
Transit PUC 99260(a)	—	34,987,928	31,542,392	280,969
Joint Powers Agencies PUC 99260.7	—	—	—	—
Railroad Corporations PUC 99260.5(a)	—	—	—	—
Other	—	—	100,000	—
Article 8				
Streets and Roads PUC 99400(a)	—	—	184,815	1,741,858
Pedestrians and Bicycles PUC 99400(a)	—	—	—	—
General Public PUC 99400(c)	459,504	—	803,068	—
Elderly and Handicapped PUC 99400(c)	56,793	—	—	—
Planning Contributions PUC 99402	—	—	54,485	54,637
Multimodal Terminal PUC 99400.5	—	—	—	—
Other	—	—	82,968	—
Total LTF Allocations	\$ 576,471	\$ 38,589,851	\$ 37,000,000	\$ 2,100,000
State Transit Assistance Fund Allocations				
Article 4				
Operating Costs CCR 6730(a)	\$ —	\$ 499,095	\$ 71,378	\$ —
Capital Costs CCR 6730(b)	—	1,028,566	2,504,748	—
Rail Services Subsidy CCR 6730(c)	—	—	—	—
Specialized Services CCR 6731(c)	—	—	—	—
Other	—	—	52,196	15,276
Article 8				
AMTRAK CCR 6731(a)	—	—	—	—
General Public CCR 6731(b)	—	—	—	—
Elderly and Handicapped CCR 6731(b)	30,000	—	—	—
Other	—	—	—	—
Other Allocations				
Other Allocations	—	—	—	—
Community Transit Services				
CCR 6730(d), 6731(d), and 6731.1	—	—	—	—
Total STAF Allocations	\$ 30,000	\$ 1,527,661	\$ 2,628,322	\$ 15,276

Table 5. Transportation Planning Agencies Annual Report — Fiscal Year 1999-00 — (continued)
Schedule of Allocations by Purpose Regarding the
Local Transportation Funds and State Transit Assistance Funds

	Sacramento Area Council of Governments — (continued)			San Bernardino Associated Governments
	Yolo	Yuba	Total	
Local Transportation Fund Allocations				
Administration				
County Auditor PUC 99233.1	\$ 5,000	\$ 750	\$ 19,450	\$ 15,000
TPA PUC 99233.1	51,173	9,322	448,622	225,000
Planning				
PUC 99233.2	—	—	—	1,266,470
PUC 99233.5(a)	—	—	—	—
PUC 99233.5(b)	—	—	—	—
Pedestrian and Bicycle Facilities				
PUC 99233.3, 99234	—	—	732,414	650,729
Rail Service				
PUC 99233.4, 99234.9	—	—	—	5,500,000
Article 4.5				
Community Transit Services				
PUC 99233.7, 99275	—	—	1,643,800	—
Article 4				
Planning PUC 99262	44,588	—	1,521,355	—
Transit PUC 99260(a)	1,459,473	239,681	33,522,515	27,332,766
Joint Powers Agencies PUC 99260.7	—	—	—	—
Railroad Corporations PUC 99260.5(a)	—	—	—	—
Other	—	—	100,000	—
Article 8				
Streets and Roads PUC 99400(a)	2,198,225	560,203	4,685,101	3,992,098
Pedestrians and Bicycles PUC 99400(a)	—	29,037	29,037	—
General Public PUC 99400(c)	1,159,179	76,082	2,038,329	3,721,210
Elderly and Handicapped PUC 99400(c)	—	—	—	—
Planning Contributions PUC 99402	89,600	24,444	223,166	—
Multimodal Terminal PUC 99400.5	—	—	—	—
Other	151,097	—	234,065	—
Total LTF Allocations	<u>\$ 5,158,335</u>	<u>\$ 939,519</u>	<u>\$ 45,197,854</u>	<u>\$ 42,703,273</u>
State Transit Assistance Fund Allocations				
Article 4				
Operating Costs CCR 6730(a)	\$ —	\$ 146,015	\$ 217,393	\$ —
Capital Costs CCR 6730(b)	—	64,492	2,569,240	2,147,421
Rail Services Subsidy CCR 6730(c)	—	—	—	—
Specialized Services CCR 6731(c)	—	—	—	—
Other	145,791	2,973	216,236	—
Article 8				
AMTRAK CCR 6731(a)	—	—	—	—
General Public CCR 6731(b)	—	—	—	477,451
Elderly and Handicapped CCR 6731(b)	—	—	—	—
Other	—	—	—	—
Other Allocations				
Other Allocations	—	—	—	—
Community Transit Services				
CCR 6730(d), 6731(d), and 6731.1	—	—	—	—
Total STAF Allocations	<u>\$ 145,791</u>	<u>\$ 213,480</u>	<u>\$ 3,002,869</u>	<u>\$ 2,624,872</u>

Table 5. Transportation Planning Agencies Annual Report — Fiscal Year 1999-00 — (continued)
Schedule of Allocations by Purpose Regarding the
Local Transportation Funds and State Transit Assistance Funds

	San Diego Association of Governments	San Diego Metropolitan Transit Development Board	San Joaquin County Council of Governments	San Luis Obispo Area Council of Governments
Local Transportation Fund Allocations				
Administration				
County Auditor PUC 99233.1	\$ 68,000	\$ —	\$ 2,000	\$ —
TPA PUC 99233.1	300,000	—	111,000	294,968
Planning				
PUC 99233.2	—	—	—	—
PUC 99233.5(a)	1,593,766	—	—	—
PUC 99233.5(b)	5,631,886	—	—	—
Pedestrian and Bicycle Facilities				
PUC 99233.3, 99234	5,487,143	—	448,899	131,001
Rail Service				
PUC 99233.4, 99234.9	—	—	—	—
Article 4.5				
Community Transit Services				
PUC 99233.7, 99275	4,238,040	—	—	173,314
Article 4				
Planning PUC 99262	—	—	454,376	—
Transit PUC 99260(a)	69,627,356	—	3,192,557	3,966,717
Joint Powers Agencies PUC 99260.7	—	—	—	—
Railroad Corporations PUC 99260.5(a)	—	—	—	—
Other	—	—	—	—
Article 8				
Streets and Roads PUC 99400(a)	—	—	3,216,042	2,195,106
Pedestrians and Bicycles PUC 99400(a)	—	—	—	—
General Public PUC 99400(c)	—	—	1,913,662	74,504
Elderly and Handicapped PUC 99400(c)	—	—	—	—
Planning Contributions PUC 99402	—	—	—	—
Multimodal Terminal PUC 99400.5	4,041,818	—	—	—
Other	120,000	—	2,374,419	9,390
Total LTF Allocations	\$ 91,108,009	\$ —	\$ 11,712,955	\$ 6,845,000
State Transit Assistance Fund Allocations				
Article 4				
Operating Costs CCR 6730(a)	\$ —	\$ 4,995,802	\$ 676,089	\$ 362,109
Capital Costs CCR 6730(b)	1,973,200	—	—	—
Rail Services Subsidy CCR 6730(c)	—	—	—	—
Specialized Services CCR 6731(c)	—	—	—	—
Other	—	—	—	—
Article 8				
AMTRAK CCR 6731(a)	—	—	—	—
General Public CCR 6731(b)	—	—	163,184	—
Elderly and Handicapped CCR 6731(b)	—	—	—	—
Other	—	—	—	—
Other Allocations				
Other Allocations	—	—	—	—
Community Transit Services				
CCR 6730(d), 6731(d), and 6731.1	—	—	—	—
Total STAF Allocations	\$ 1,973,200	\$ 4,995,802	\$ 839,273	\$ 362,109

Table 5. Transportation Planning Agencies Annual Report — Fiscal Year 1999-00 — (continued)
Schedule of Allocations by Purpose Regarding the
Local Transportation Funds and State Transit Assistance Funds

	Santa Barbara County Association of Governments	Santa Cruz County Transportation Commission	Shasta County Regional Transportation Planning Agency	Sierra County Local Transportation Commission
Local Transportation Fund Allocations				
Administration				
County Auditor PUC 99233.1	\$ 1,800	\$ —	\$ —	\$ —
TPA PUC 99233.1	216,836	370,582	163,494	—
Planning				
PUC 99233.2	—	485,482	—	—
PUC 99233.5(a)	—	—	—	—
PUC 99233.5(b)	—	—	—	—
Pedestrian and Bicycle Facilities				
PUC 99233.3, 99234	221,260	—	—	—
Rail Service				
PUC 99233.4, 99234.9	—	—	—	—
Article 4.5				
Community Transit Services				
PUC 99233.7, 99275	452,691	—	169,000	—
Article 4				
Planning PUC 99262	—	—	—	—
Transit PUC 99260(a)	6,766,551	4,679,062	2,520,587	—
Joint Powers Agencies PUC 99260.7	—	—	—	—
Railroad Corporations PUC 99260.5(a)	—	—	—	—
Other	—	—	—	—
Article 8				
Streets and Roads PUC 99400(a)	3,885,968	—	2,497,370	—
Pedestrians and Bicycles PUC 99400(a)	—	261,928	—	—
General Public PUC 99400(c)	—	583,873	30,000	43,957
Elderly and Handicapped PUC 99400(c)	—	—	—	—
Planning Contributions PUC 99402	—	—	—	—
Multimodal Terminal PUC 99400.5	—	—	—	—
Other	—	76,000	—	—
Total LTF Allocations	\$ 11,545,106	\$ 6,456,927	\$ 5,380,451	\$ 43,957
State Transit Assistance Fund Allocations				
Article 4				
Operating Costs CCR 6730(a)	\$ 148,634	\$ 823,683	\$ 260,204	\$ —
Capital Costs CCR 6730(b)	596,832	—	—	—
Rail Services Subsidy CCR 6730(c)	10,000	—	—	—
Specialized Services CCR 6731(c)	—	—	—	—
Other	—	—	—	—
Article 8				
AMTRAK CCR 6731(a)	—	—	—	—
General Public CCR 6731(b)	7,687	—	—	—
Elderly and Handicapped CCR 6731(b)	—	—	—	—
Other	—	—	—	—
Other Allocations				
Other Allocations	—	—	—	—
Community Transit Services				
CCR 6730(d), 6731(d), and 6731.1	23,814	—	—	—
Total STAF Allocations	\$ 786,967	\$ 823,683	\$ 260,204	\$ —

Table 5. Transportation Planning Agencies Annual Report — Fiscal Year 1999-00 — (continued)
Schedule of Allocations by Purpose Regarding the
Local Transportation Funds and State Transit Assistance Funds

	Siskiyou County Local Transportation Commission	Stanislaus Council of Governments	Tehama County Transportation Commission	Trinity County Transportation Commission
Local Transportation Fund Allocations				
Administration				
County Auditor PUC 99233.1	\$ —	\$ —	\$ —	\$ —
TPA PUC 99233.1	54,000	40,000	133,500	—
Planning				
PUC 99233.2	—	—	—	—
PUC 99233.5(a)	—	—	—	—
PUC 99233.5(b)	—	—	—	—
Pedestrian and Bicycle Facilities				
PUC 99233.3, 99234	—	217,500	—	—
Rail Service				
PUC 99233.4, 99234.9	—	—	—	—
Article 4.5				
Community Transit Services				
PUC 99233.7, 99275	—	—	—	—
Article 4				
Planning PUC 99262	—	4,640,791	—	—
Transit PUC 99260(a)	365,000	—	—	106,023
Joint Powers Agencies PUC 99260.7	—	—	—	—
Railroad Corporations PUC 99260.5(a)	—	—	—	—
Other	—	—	—	—
Article 8				
Streets and Roads PUC 99400(a)	449,643	5,487,135	592,114	—
Pedestrians and Bicycles PUC 99400(a)	—	—	—	—
General Public PUC 99400(c)	—	1,250,679	410,499	—
Elderly and Handicapped PUC 99400(c)	—	—	—	—
Planning Contributions PUC 99402	—	85,000	—	—
Multimodal Terminal PUC 99400.5	—	—	—	—
Other	—	269,418	—	—
Total LTF Allocations	\$ 868,643	\$ 11,990,523	\$ 1,136,113	\$ 106,023
State Transit Assistance Fund Allocations				
Article 4				
Operating Costs CCR 6730(a)	\$ —	\$ 713,716	\$ —	\$ —
Capital Costs CCR 6730(b)	—	2,494	—	—
Rail Services Subsidy CCR 6730(c)	—	—	—	—
Specialized Services CCR 6731(c)	—	—	—	—
Other	68,865	—	—	—
Article 8				
AMTRAK CCR 6731(a)	—	—	—	—
General Public CCR 6731(b)	—	—	82,804	—
Elderly and Handicapped CCR 6731(b)	—	—	—	—
Other	—	—	—	—
Other Allocations				
Other Allocations	—	—	—	—
Community Transit Services				
CCR 6730(d), 6731(d), and 6731.1	—	—	—	—
Total STAF Allocations	\$ 68,865	\$ 716,210	\$ 82,804	\$ —

Table 5. Transportation Planning Agencies Annual Report — Fiscal Year 1999-00 — (continued)
Schedule of Allocations by Purpose Regarding the
Local Transportation Funds and State Transit Assistance Funds

	Tulare County Association of Governments	Tuolumne County and Cities Planning Council	Ventura County Transportation Commission	State Total
Local Transportation Fund Allocations				
Administration				
County Auditor PUC 99233.1	\$ —	\$ —	\$ 11,000	\$ 1,412,999
TPA PUC 99233.1	—	36,000	355,000	6,559,435
Planning				
PUC 99233.2	—	—	450,000	18,849,822
PUC 99233.5(a)	—	—	—	1,764,966
PUC 99233.5(b)	—	—	—	5,631,886
Pedestrian and Bicycle Facilities				
PUC 99233.3, 99234	—	21,037	405,483	23,824,004
Rail Service				
PUC 99233.4, 99234.9	—	—	400,000	5,900,000
Article 4.5				
Community Transit Services				
PUC 99233.7, 99275	—	—	—	15,385,540
Article 4				
Planning PUC 99262	105,332	—	—	8,312,102
Transit PUC 99260(a)	4,134,182	—	3,522,820	716,306,896
Joint Powers Agencies PUC 99260.7	—	—	—	1,518,370
Railroad Corporations PUC 99260.5(a)	—	—	—	—
Other	—	—	—	76,203,569
Article 8				
Streets and Roads PUC 99400(a)	3,309,692	593,789	14,238,060	88,944,157
Pedestrians and Bicycles PUC 99400(a)	—	—	—	546,489
General Public PUC 99400(c)	327,000	401,022	2,221,658	25,736,274
Elderly and Handicapped PUC 99400(c)	—	—	—	2,486,077
Planning Contributions PUC 99402	—	—	—	2,702,704
Multimodal Terminal PUC 99400.5	—	—	—	4,592,318
Other	—	—	—	4,464,751
Total LTF Allocations	\$ 7,876,206	\$ 1,051,848	\$ 21,604,021	\$ 1,011,142,359
State Transit Assistance Fund Allocations				
Article 4				
Operating Costs CCR 6730(a)	\$ —	\$ 79,535	\$ —	\$ 58,951,082
Capital Costs CCR 6730(b)	—	—	—	10,395,127
Rail Services Subsidy CCR 6730(c)	—	—	—	14,476,000
Specialized Services CCR 6731(c)	—	—	—	7,299,548
Other	—	—	—	285,101
Article 8				
AMTRAK CCR 6731(a)	—	—	—	126,856
General Public CCR 6731(b)	416,136	—	—	3,686,645
Elderly and Handicapped CCR 6731(b)	—	—	—	79,907
Other	—	—	—	8,068
Other Allocations				
Other Allocations	—	—	1,151,990	1,271,990
Community Transit Services				
CCR 6730(d), 6731(d), and 6731.1	—	—	—	23,814
Total STAF Allocations	\$ 416,136	\$ 79,535	\$ 1,151,990	\$ 96,604,138

Table 6. Transportation Planning Agencies Annual Report — Fiscal Year 1999-00
Schedule of Expenditures by Purpose Regarding the
Local Transportation Funds and State Transit Assistance Funds

	Metropolitan Transportation Commission				
	Alameda				
	Metropolitan Transportation Commission	Alameda County	City of Alameda	City of Albany	City of Emeryville
Local Transportation Fund Expenditures					
Administration					
County Auditor PUC 99233.1	\$ —	\$ 16,973	\$ —	\$ —	\$ —
TPA PUC 99233.1	274,685	—	—	—	—
Planning					
PUC 99233.2	1,648,105	—	—	—	—
PUC 99233.5(a)	—	—	—	—	—
PUC 99233.5(b)	—	—	—	—	—
Pedestrian and Bicycle Facilities					
PUC 99233.3, 99234	—	45,000	108,000	70,000	22,568
Rail Service					
PUC 99233.4, 99234.9	—	—	—	—	—
Article 4.5					
Community Transit Services					
PUC 99233.7, 99275	—	—	—	—	—
Article 4					
Planning PUC 99262	—	—	—	—	—
Transit PUC 99260(a)	—	—	—	—	—
Joint Powers Agencies PUC 99260.7	—	—	—	—	—
Railroad Corporations PUC 99260.5(a)	—	—	—	—	—
Other	—	—	—	—	—
Article 8					
Streets and Roads PUC 99400(a)	—	—	—	—	—
Pedestrians and Bicycles PUC 99400(a)	—	—	—	—	—
General Public PUC 99400(c)	—	—	—	—	—
Elderly and Handicapped PUC 99400(c)	—	—	—	—	—
Planning Contributions PUC 99402	—	—	—	—	—
Multimodal Terminal PUC 99400.5	—	—	—	—	—
Other	—	—	—	—	—
Total LTF Expenditures	\$ 1,922,790	\$ 61,973	\$ 108,000	\$ 70,000	\$ 22,568
State Transit Assistance Fund Expenditures					
Article 4					
Operating Costs CCR 6730(a)	\$ 1,886,113	\$ —	\$ —	\$ —	\$ —
Capital Costs CCR 6730(b)	1,369,638	—	—	—	—
Rail Services Subsidy CCR 6730(c)	—	—	—	—	—
Specialized Services CCR 6731(c)	125,000	—	—	—	—
Other	—	—	—	—	—
Article 8					
AMTRAK CCR 6731(a)	—	—	—	—	—
General Public CCR 6731(b)	—	—	—	—	—
Elderly and Handicapped CCR 6731(b)	—	—	—	—	—
Other	—	—	—	—	—
Other Expenditures					
Other Expenditures	—	—	—	—	—
Community Transit Services					
CCR 6730(d), 6731(d), and 6731.1	—	—	—	—	—
Total STAF Expenditures	\$ 3,380,751	\$ —	\$ —	\$ —	\$ —

Table 6. Transportation Planning Agencies Annual Report — Fiscal Year 1999-00 — (continued)
Schedule of Expenditures by Purpose Regarding the
Local Transportation Funds and State Transit Assistance Funds

Metropolitan
Transportation
Commission —
(continued)

Alameda — (continued)

	City of Fremont	City of Hayward	City of Oakland	City of Pleasanton	City of San Leandro
Local Transportation Fund Expenditures					
Administration					
County Auditor PUC 99233.1	\$ —	\$ —	\$ —	\$ —	\$ —
TPA PUC 99233.1	—	—	—	—	—
Planning					
PUC 99233.2	—	—	—	—	—
PUC 99233.5(a)	—	—	—	—	—
PUC 99233.5(b)	—	—	—	—	—
Pedestrian and Bicycle Facilities					
PUC 99233.3, 99234	270,866	3,003	88,139	—	10,164
Rail Service					
PUC 99233.4, 99234.9	—	—	—	—	—
Article 4.5					
Community Transit Services					
PUC 99233.7, 99275	—	—	—	49,880	—
Article 4					
Planning PUC 99262	—	—	—	—	—
Transit PUC 99260(a)	—	—	—	—	—
Joint Powers Agencies PUC 99260.7	—	—	—	—	—
Railroad Corporations PUC 99260.5(a)	—	—	—	—	—
Other	—	—	—	—	—
Article 8					
Streets and Roads PUC 99400(a)	—	—	—	—	—
Pedestrians and Bicycles PUC 99400(a)	—	—	—	—	—
General Public PUC 99400(c)	—	—	—	—	—
Elderly and Handicapped PUC 99400(c)	—	—	—	—	—
Planning Contributions PUC 99402	—	—	—	—	—
Multimodal Terminal PUC 99400.5	—	—	—	—	—
Other	—	—	—	—	—
Total LTF Expenditures	<u><u>\$ 270,866</u></u>	<u><u>\$ 3,003</u></u>	<u><u>\$ 88,139</u></u>	<u><u>\$ 49,880</u></u>	<u><u>\$ 10,164</u></u>
State Transit Assistance Fund Expenditures					
Article 4					
Operating Costs CCR 6730(a)	\$ —	\$ —	\$ —	\$ —	\$ —
Capital Costs CCR 6730(b)	—	—	—	—	—
Rail Services Subsidy CCR 6730(c)	—	—	—	—	—
Specialized Services CCR 6731(c)	—	—	—	—	—
Other	—	—	—	—	—
Article 8					
AMTRAK CCR 6731(a)	—	—	—	—	—
General Public CCR 6731(b)	—	—	—	—	—
Elderly and Handicapped CCR 6731(b)	—	—	—	—	—
Other	—	—	—	—	—
Other Expenditures					
Other Expenditures	—	—	—	—	—
Community Transit Services					
CCR 6730(d), 6731(d), and 6731.1	—	—	—	—	—
Total STAF Expenditures	<u><u>\$ —</u></u>	<u><u>\$ —</u></u>	<u><u>\$ —</u></u>	<u><u>\$ —</u></u>	<u><u>\$ —</u></u>

Table 6. Transportation Planning Agencies Annual Report — Fiscal Year 1999-00 — (continued)
Schedule of Expenditures by Purpose Regarding the
Local Transportation Funds and State Transit Assistance Funds

Metropolitan
Transportation
Commission —
(continued)

Alameda — (continued)

	City of Union City	Alameda-Contra Costa Transit District	Livermore/Amador Valley Transit Authority	San Francisco Bay Area Rapid Transit District	Total
Local Transportation Fund Expenditures					
Administration					
County Auditor PUC 99233.1	\$ —	\$ —	\$ —	\$ —	\$ 16,973
TPA PUC 99233.1	—	—	—	—	274,685
Planning					
PUC 99233.2	—	—	—	—	1,648,105
PUC 99233.5(a)	—	—	—	—	—
PUC 99233.5(b)	—	—	—	—	—
Pedestrian and Bicycle Facilities					
PUC 99233.3, 99234	—	—	—	—	617,740
Rail Service					
PUC 99233.4, 99234.9	—	—	—	—	—
Article 4.5					
Community Transit Services					
PUC 99233.7, 99275	87,924	1,693,548	—	—	1,831,352
Article 4					
Planning PUC 99262	—	—	—	—	—
Transit PUC 99260(a)	1,470,922	42,733,023	6,350,357	696,041	51,250,343
Joint Powers Agencies PUC 99260.7	—	—	—	—	—
Railroad Corporations PUC 99260.5(a)	—	—	—	—	—
Other	—	—	—	—	—
Article 8					
Streets and Roads PUC 99400(a)	—	—	—	—	—
Pedestrians and Bicycles PUC 99400(a)	—	—	—	—	—
General Public PUC 99400(c)	—	—	—	—	—
Elderly and Handicapped PUC 99400(c)	—	—	—	—	—
Planning Contributions PUC 99402	—	—	—	—	—
Multimodal Terminal PUC 99400.5	—	—	—	—	—
Other	—	—	—	—	—
Total LTF Expenditures	\$ 1,558,846	\$ 44,426,571	\$ 6,350,357	\$ 696,041	\$ 55,639,198
State Transit Assistance Fund Expenditures					
Article 4					
Operating Costs CCR 6730(a)	\$ 71,450	\$ 8,322,185	\$ 289,142	\$ —	\$ 10,568,890
Capital Costs CCR 6730(b)	30,151	—	—	—	1,399,789
Rail Services Subsidy CCR 6730(c)	—	—	—	—	—
Specialized Services CCR 6731(c)	24,457	513,127	234,661	—	897,245
Other	—	—	—	—	—
Article 8					
AMTRAK CCR 6731(a)	—	—	—	—	—
General Public CCR 6731(b)	—	—	—	—	—
Elderly and Handicapped CCR 6731(b)	—	—	—	—	—
Other	—	—	—	—	—
Other Expenditures					
Other Expenditures	—	—	—	—	—
Community Transit Services					
CCR 6730(d), 6731(d), and 6731.1	—	—	—	—	—
Total STAF Expenditures	\$ 126,058	\$ 8,835,312	\$ 523,803	\$ —	\$ 12,865,924

Table 6. Transportation Planning Agencies Annual Report — Fiscal Year 1999-00 — (continued)
Schedule of Expenditures by Purpose Regarding the
Local Transportation Funds and State Transit Assistance Funds

Metropolitan
Transportation
Commission —
(continued)

Contra Costa

	Metropolitan Transportation Commission	Contra Costa County	City of Lafayette	City of Pleasant Hill	Alameda-Contra Costa Transit District
Local Transportation Fund Expenditures					
Administration					
County Auditor PUC 99233.1	\$ —	\$ 30,338	\$ —	\$ —	\$ —
TPA PUC 99233.1	141,453	—	—	—	—
Planning					
PUC 99233.2	848,722	—	—	—	—
PUC 99233.5(a)	—	—	—	—	—
PUC 99233.5(b)	—	—	—	—	—
Pedestrian and Bicycle Facilities					
PUC 99233.3, 99234	—	3,342	65,000	48,229	—
Rail Service					
PUC 99233.4, 99234.9	—	—	—	—	—
Article 4.5					
Community Transit Services					
PUC 99233.7, 99275	—	—	—	—	335,397
Article 4					
Planning PUC 99262	—	—	—	—	—
Transit PUC 99260(a)	—	—	—	—	4,403,516
Joint Powers Agencies PUC 99260.7	—	—	—	—	—
Railroad Corporations PUC 99260.5(a)	—	—	—	—	—
Other	—	—	—	—	—
Article 8					
Streets and Roads PUC 99400(a)	—	—	—	—	—
Pedestrians and Bicycles PUC 99400(a)	—	—	—	—	—
General Public PUC 99400(c)	—	—	—	—	—
Elderly and Handicapped PUC 99400(c)	—	—	—	—	—
Planning Contributions PUC 99402	—	—	—	—	—
Multimodal Terminal PUC 99400.5	—	—	—	—	—
Other	—	—	—	—	—
Total LTF Expenditures	\$ 990,175	\$ 33,680	\$ 65,000	\$ 48,229	\$ 4,738,913
State Transit Assistance Fund Expenditures					
Article 4					
Operating Costs CCR 6730(a)	\$ —	\$ —	\$ —	\$ —	\$ —
Capital Costs CCR 6730(b)	—	—	—	—	—
Rail Services Subsidy CCR 6730(c)	—	—	—	—	—
Specialized Services CCR 6731(c)	—	—	—	—	—
Other	—	—	—	—	—
Article 8					
AMTRAK CCR 6731(a)	—	—	—	—	—
General Public CCR 6731(b)	—	—	—	—	—
Elderly and Handicapped CCR 6731(b)	—	—	—	—	—
Other	—	—	—	—	—
Other Expenditures					
Other Expenditures	—	—	—	—	—
Community Transit Services					
CCR 6730(d), 6731(d), and 6731.1	—	—	—	—	—
Total STAF Expenditures	\$ —	\$ —	\$ —	\$ —	\$ —

Table 6. Transportation Planning Agencies Annual Report — Fiscal Year 1999-00 — (continued)
Schedule of Expenditures by Purpose Regarding the
Local Transportation Funds and State Transit Assistance Funds

Metropolitan
Transportation
Commission —
(continued)

	Contra Costa — (continued)					Marin
	Central Contra Costa Transit Authority	Tri-Delta	Western Contra Costa County Transit Authority	Total		Metropolitan Transportation Commission
Local Transportation Fund Expenditures						
Administration						
County Auditor PUC 99233.1	\$ —	\$ —	\$ —	\$ 30,338	\$ —	\$ —
TPA PUC 99233.1	—	—	—	141,453	47,635	—
Planning						
PUC 99233.2	—	—	—	848,722	285,813	—
PUC 99233.5(a)	—	—	—	—	—	—
PUC 99233.5(b)	—	—	—	—	—	—
Pedestrian and Bicycle Facilities						
PUC 99233.3, 99234	—	—	—	116,571	—	—
Rail Service						
PUC 99233.4, 99234.9	—	—	—	—	—	—
Article 4.5						
Community Transit Services						
PUC 99233.7, 99275	—	—	—	335,397	—	—
Article 4						
Planning PUC 99262	—	—	—	—	—	—
Transit PUC 99260(a)	11,975,562	5,014,953	2,423,291	23,817,322	—	—
Joint Powers Agencies PUC 99260.7	—	—	—	—	—	—
Railroad Corporations PUC 99260.5(a)	—	—	—	—	—	—
Other	548,777	55,192	88,351	692,320	—	—
Article 8						
Streets and Roads PUC 99400(a)	—	—	—	—	—	—
Pedestrians and Bicycles PUC 99400(a)	—	—	—	—	—	—
General Public PUC 99400(c)	—	—	—	—	—	—
Elderly and Handicapped PUC 99400(c)	—	—	—	—	—	—
Planning Contributions PUC 99402	—	—	—	—	—	—
Multimodal Terminal PUC 99400.5	—	—	—	—	—	—
Other	—	—	—	—	—	—
Total LTF Expenditures	\$ 12,524,339	\$ 5,070,145	\$ 2,511,642	\$ 25,982,123	\$ 333,448	\$ —
State Transit Assistance Fund Expenditures						
Article 4						
Operating Costs CCR 6730(a)	\$ 1,064,324	\$ 984,160	\$ 925,421	\$ 2,973,905	\$ —	\$ —
Capital Costs CCR 6730(b)	—	—	94,132	94,132	—	—
Rail Services Subsidy CCR 6730(c)	—	—	—	—	—	—
Specialized Services CCR 6731(c)	151,092	85,107	31,882	268,081	—	—
Other	—	—	—	—	—	—
Article 8						
AMTRAK CCR 6731(a)	—	—	—	—	—	—
General Public CCR 6731(b)	—	—	—	—	—	—
Elderly and Handicapped CCR 6731(b)	—	—	—	—	—	—
Other	—	—	—	—	—	—
Other Expenditures						
Other Expenditures	—	—	—	—	—	—
Community Transit Services						
CCR 6730(d), 6731(d), and 6731.1	—	—	—	—	—	—
Total STAF Expenditures	\$ 1,215,416	\$ 1,069,267	\$ 1,051,435	\$ 3,336,118	\$ —	\$ —

Table 6. Transportation Planning Agencies Annual Report — Fiscal Year 1999-00 — (continued)
Schedule of Expenditures by Purpose Regarding the
Local Transportation Funds and State Transit Assistance Funds

Metropolitan
Transportation
Commission —
(continued)

	Marin — (continued)				Napa
	Marin County	City of Belvedere	Golden Gate Bridge, Highway and Transportation District	Total	Metropolitan Transportation Commission
Local Transportation Fund Expenditures					
Administration					
County Auditor PUC 99233.1	\$ 47,635	\$ —	\$ —	\$ 47,635	\$ —
TPA PUC 99233.1	—	—	—	47,635	22,259
Planning					
PUC 99233.2	—	—	—	285,813	133,551
PUC 99233.5(a)	—	—	—	—	—
PUC 99233.5(b)	—	—	—	—	—
Pedestrian and Bicycle Facilities					
PUC 99233.3, 99234	160,300	69,170	—	229,470	—
Rail Service					
PUC 99233.4, 99234.9	—	—	—	—	—
Article 4.5					
Community Transit Services					
PUC 99233.7, 99275	—	—	—	—	—
Article 4					
Planning PUC 99262	—	—	—	—	—
Transit PUC 99260(a)	—	—	8,585,756	8,585,756	—
Joint Powers Agencies PUC 99260.7	—	—	—	—	—
Railroad Corporations PUC 99260.5(a)	—	—	—	—	—
Other	—	—	—	—	—
Article 8					
Streets and Roads PUC 99400(a)	—	—	—	—	—
Pedestrians and Bicycles PUC 99400(a)	—	—	—	—	—
General Public PUC 99400(c)	—	—	—	—	—
Elderly and Handicapped PUC 99400(c)	—	—	—	—	—
Planning Contributions PUC 99402	—	—	—	—	—
Multimodal Terminal PUC 99400.5	—	—	—	—	—
Other	—	—	—	—	—
Total LTF Expenditures	<u>\$ 207,935</u>	<u>\$ 69,170</u>	<u>\$ 8,585,756</u>	<u>\$ 9,196,309</u>	<u>\$ 155,810</u>
State Transit Assistance Fund Expenditures					
Article 4					
Operating Costs CCR 6730(a)	\$ —	\$ —	\$ 2,045,895	\$ 2,045,895	\$ —
Capital Costs CCR 6730(b)	—	—	1,212,591	1,212,591	—
Rail Services Subsidy CCR 6730(c)	—	—	—	—	—
Specialized Services CCR 6731(c)	—	—	98,393	98,393	—
Other	—	—	—	—	—
Article 8					
AMTRAK CCR 6731(a)	—	—	—	—	—
General Public CCR 6731(b)	—	—	—	—	—
Elderly and Handicapped CCR 6731(b)	—	—	—	—	—
Other	—	—	—	—	—
Other Expenditures					
Other Expenditures	—	—	—	—	—
Community Transit Services					
CCR 6730(d), 6731(d), and 6731.1	—	—	—	—	—
Total STAF Expenditures	<u>\$ —</u>	<u>\$ —</u>	<u>\$ 3,356,879</u>	<u>\$ 3,356,879</u>	<u>\$ —</u>

Table 6. Transportation Planning Agencies Annual Report — Fiscal Year 1999-00 — (continued)
Schedule of Expenditures by Purpose Regarding the
Local Transportation Funds and State Transit Assistance Funds

Metropolitan
Transportation
Commission —
(continued)

Napa — (continued)

	Napa County	City of American Canyon	City of Calistoga	City of Napa	City of Yountville
Local Transportation Fund Expenditures					
Administration					
County Auditor PUC 99233.1	\$ 22,259	\$ —	\$ —	\$ —	\$ —
TPA PUC 99233.1	—	—	—	—	—
Planning					
PUC 99233.2	—	—	—	—	—
PUC 99233.5(a)	—	—	—	—	—
PUC 99233.5(b)	—	—	—	—	—
Pedestrian and Bicycle Facilities					
PUC 99233.3, 99234	32,800	82,928	—	7,660	—
Rail Service					
PUC 99233.4, 99234.9	—	—	—	—	—
Article 4.5					
Community Transit Services					
PUC 99233.7, 99275	—	—	—	—	—
Article 4					
Planning PUC 99262	—	—	—	—	—
Transit PUC 99260(a)	—	90,000	—	1,389,837	—
Joint Powers Agencies PUC 99260.7	—	—	—	—	—
Railroad Corporations PUC 99260.5(a)	—	—	—	—	—
Other	—	—	—	—	—
Article 8					
Streets and Roads PUC 99400(a)	102,819	—	—	—	123,696
Pedestrians and Bicycles PUC 99400(a)	—	—	—	—	—
General Public PUC 99400(c)	595,025	—	55,832	103,358	44,751
Elderly and Handicapped PUC 99400(c)	5,455	—	—	—	—
Planning Contributions PUC 99402	—	—	—	—	—
Multimodal Terminal PUC 99400.5	—	—	—	—	—
Other	71,424	—	—	—	17,500
Total LTF Expenditures	\$ 829,782	\$ 172,928	\$ 55,832	\$ 1,500,855	\$ 185,947
State Transit Assistance Fund Expenditures					
Article 4					
Operating Costs CCR 6730(a)	\$ —	\$ —	\$ —	\$ 195,080	\$ —
Capital Costs CCR 6730(b)	—	—	—	8,000	—
Rail Services Subsidy CCR 6730(c)	—	—	—	—	—
Specialized Services CCR 6731(c)	—	—	—	32,592	—
Other	—	—	—	—	—
Article 8					
AMTRAK CCR 6731(a)	—	—	—	—	—
General Public CCR 6731(b)	—	—	—	50,000	—
Elderly and Handicapped CCR 6731(b)	—	—	—	—	—
Other	—	—	—	—	—
Other Expenditures					
Other Expenditures	—	—	—	—	—
Community Transit Services					
CCR 6730(d), 6731(d), and 6731.1	—	—	—	—	—
Total STAF Expenditures	\$ —	\$ —	\$ —	\$ 285,672	\$ —

Table 6. Transportation Planning Agencies Annual Report — Fiscal Year 1999-00 — (continued)
Schedule of Expenditures by Purpose Regarding the
Local Transportation Funds and State Transit Assistance Funds

Metropolitan
Transportation
Commission —
(continued)

	Napa — (continued)		San Francisco		
	Napa County Transportation Planning Agency	Total	Metropolitan Transportation Commission	San Francisco County	San Francisco MUNI
Local Transportation Fund Expenditures					
Administration					
County Auditor PUC 99233.1	\$ —	\$ 22,259	\$ —	\$ 160,219	\$ —
TPA PUC 99233.1	—	22,259	142,035	—	—
Planning					
PUC 99233.2	—	133,551	852,206	—	—
PUC 99233.5(a)	—	—	—	—	—
PUC 99233.5(b)	—	—	—	—	—
Pedestrian and Bicycle Facilities					
PUC 99233.3, 99234	—	123,388	—	230,547	—
Rail Service					
PUC 99233.4, 99234.9	—	—	—	—	—
Article 4.5					
Community Transit Services					
PUC 99233.7, 99275	173,173	173,173	—	—	—
Article 4					
Planning PUC 99262	—	—	—	—	—
Transit PUC 99260(a)	—	1,479,837	—	—	30,131,120
Joint Powers Agencies PUC 99260.7	—	—	—	—	—
Railroad Corporations PUC 99260.5(a)	—	—	—	—	—
Other	—	—	—	—	—
Article 8					
Streets and Roads PUC 99400(a)	—	226,515	—	—	—
Pedestrians and Bicycles PUC 99400(a)	—	—	—	—	—
General Public PUC 99400(c)	—	798,966	—	—	—
Elderly and Handicapped PUC 99400(c)	—	5,455	—	—	—
Planning Contributions PUC 99402	—	—	—	—	—
Multimodal Terminal PUC 99400.5	—	—	—	—	—
Other	128,585	217,509	—	—	—
Total LTF Expenditures	\$ 301,758	\$ 3,202,912	\$ 994,241	\$ 390,766	\$ 30,131,120
State Transit Assistance Fund Expenditures					
Article 4					
Operating Costs CCR 6730(a)	\$ —	\$ 195,080	\$ —	\$ —	\$ 7,947,392
Capital Costs CCR 6730(b)	—	8,000	—	—	—
Rail Services Subsidy CCR 6730(c)	—	—	—	—	—
Specialized Services CCR 6731(c)	—	32,592	—	—	550,500
Other	—	—	—	—	—
Article 8					
AMTRAK CCR 6731(a)	—	—	—	—	—
General Public CCR 6731(b)	—	50,000	—	—	—
Elderly and Handicapped CCR 6731(b)	—	—	—	—	—
Other	—	—	—	—	—
Other Expenditures					
Other Expenditures	—	—	—	—	—
Community Transit Services					
CCR 6730(d), 6731(d), and 6731.1	—	—	—	—	—
Total STAF Expenditures	\$ —	\$ 285,672	\$ —	\$ —	\$ 8,497,892

Table 6. Transportation Planning Agencies Annual Report — Fiscal Year 1999-00 — (continued)
Schedule of Expenditures by Purpose Regarding the
Local Transportation Funds and State Transit Assistance Funds

Metropolitan
Transportation
Commission —
(continued)

	San Francisco	San Mateo			
	Total	Metropolitan Transportation Commission	San Mateo County	City of Burlingame	City of Menlo Park
Local Transportation Fund Expenditures					
Administration					
County Auditor PUC 99233.1	\$ 160,219	\$ —	\$ 39,100	\$ —	\$ —
TPA PUC 99233.1	142,035	158,487	—	—	—
Planning					
PUC 99233.2	852,206	950,920	—	—	—
PUC 99233.5(a)	—	—	—	—	—
PUC 99233.5(b)	—	—	—	—	—
Pedestrian and Bicycle Facilities					
PUC 99233.3, 99234	230,547	—	157,109	242,400	160,000
Rail Service					
PUC 99233.4, 99234.9	—	—	—	—	—
Article 4.5					
Community Transit Services					
PUC 99233.7, 99275	—	—	—	—	—
Article 4					
Planning PUC 99262	—	—	—	—	—
Transit PUC 99260(a)	30,131,120	—	—	—	—
Joint Powers Agencies PUC 99260.7	—	—	—	—	—
Railroad Corporations PUC 99260.5(a)	—	—	—	—	—
Other	—	—	—	—	—
Article 8					
Streets and Roads PUC 99400(a)	—	—	—	—	—
Pedestrians and Bicycles PUC 99400(a)	—	—	—	—	—
General Public PUC 99400(c)	—	—	—	—	—
Elderly and Handicapped PUC 99400(c)	—	—	—	—	—
Planning Contributions PUC 99402	—	—	—	—	—
Multimodal Terminal PUC 99400.5	—	—	—	—	—
Other	—	—	—	—	—
Total LTF Expenditures	\$ 31,516,127	\$ 1,109,407	\$ 196,209	\$ 242,400	\$ 160,000
State Transit Assistance Fund Expenditures					
Article 4					
Operating Costs CCR 6730(a)	\$ 7,947,392	\$ —	\$ —	\$ —	\$ —
Capital Costs CCR 6730(b)	—	—	—	—	—
Rail Services Subsidy CCR 6730(c)	—	—	—	—	—
Specialized Services CCR 6731(c)	550,500	—	—	—	—
Other	—	—	—	—	—
Article 8					
AMTRAK CCR 6731(a)	—	—	—	—	—
General Public CCR 6731(b)	—	—	—	—	—
Elderly and Handicapped CCR 6731(b)	—	—	—	—	—
Other	—	—	—	—	—
Other Expenditures					
Other Expenditures	—	—	—	—	—
Community Transit Services					
CCR 6730(d), 6731(d), and 6731.1	—	—	—	—	—
Total STAF Expenditures	\$ 8,497,892	\$ —	\$ —	\$ —	\$ —

Table 6. Transportation Planning Agencies Annual Report — Fiscal Year 1999-00 — (continued)
Schedule of Expenditures by Purpose Regarding the
Local Transportation Funds and State Transit Assistance Funds

Metropolitan
Transportation
Commission —
(continued)

**San Mateo —
(continued)**
City of Millbrae

City of San Mateo

City of South San
Francisco

San Francisco Bay Area
Rapid Transit District

San Mateo County
Transit District

Local Transportation Fund Expenditures

Administration

County Auditor PUC 99233.1	\$	—	\$	—	\$	—	\$	—	\$	—
TPA PUC 99233.1		—		—		—		—		—

Planning

PUC 99233.2		—		—		—		—		—
PUC 99233.5(a)		—		—		—		—		—
PUC 99233.5(b)		—		—		—		—		—

Pedestrian and Bicycle Facilities

PUC 99233.3, 99234		150,000		150,000		130,800		—		—
--------------------	--	---------	--	---------	--	---------	--	---	--	---

Rail Service

PUC 99233.4, 99234.9		—		—		—		—		—
----------------------	--	---	--	---	--	---	--	---	--	---

Article 4.5

Community Transit Services

PUC 99233.7, 99275		—		—		—		—		1,245,000
--------------------	--	---	--	---	--	---	--	---	--	-----------

Article 4

Planning PUC 99262		—		—		—		—		—
Transit PUC 99260(a)		—		—		—		600,000		26,458,000
Joint Powers Agencies PUC 99260.7		—		—		—		—		—
Railroad Corporations PUC 99260.5(a)		—		—		—		—		—
Other		—		—		—		—		—

Article 8

Streets and Roads PUC 99400(a)		—		—		—		—		—
Pedestrians and Bicycles PUC 99400(a)		—		—		—		—		—
General Public PUC 99400(c)		—		—		—		—		—
Elderly and Handicapped PUC 99400(c)		—		—		—		—		—
Planning Contributions PUC 99402		—		—		—		—		—
Multimodal Terminal PUC 99400.5		—		—		—		—		—
Other		—		—		—		—		—

Total LTF Expenditures

	\$	<u>150,000</u>	\$	<u>150,000</u>	\$	<u>130,800</u>	\$	<u>600,000</u>	\$	<u>27,703,000</u>
--	----	----------------	----	----------------	----	----------------	----	----------------	----	-------------------

State Transit Assistance Fund Expenditures

Article 4

Operating Costs CCR 6730(a)	\$	—	\$	—	\$	—	\$	—	\$	1,751,000
Capital Costs CCR 6730(b)		—		—		—		—		151,207
Rail Services Subsidy CCR 6730(c)		—		—		—		—		—
Specialized Services CCR 6731(c)		—		—		—		—		287,000
Other		—		—		—		—		—

Article 8

AMTRAK CCR 6731(a)		—		—		—		—		—
General Public CCR 6731(b)		—		—		—		—		—
Elderly and Handicapped CCR 6731(b)		—		—		—		—		—
Other		—		—		—		—		—

Other Expenditures

Other Expenditures		—		—		—		—		—
--------------------	--	---	--	---	--	---	--	---	--	---

Community Transit Services

CCR 6730(d), 6731(d), and 6731.1		—		—		—		—		—
----------------------------------	--	---	--	---	--	---	--	---	--	---

Total STAF Expenditures

	\$	<u>—</u>	\$	<u>—</u>	\$	<u>—</u>	\$	<u>—</u>	\$	<u>2,189,207</u>
--	----	----------	----	----------	----	----------	----	----------	----	------------------

Table 6. Transportation Planning Agencies Annual Report — Fiscal Year 1999-00 — (continued)
Schedule of Expenditures by Purpose Regarding the
Local Transportation Funds and State Transit Assistance Funds

Metropolitan
Transportation
Commission —
(continued)

	San Mateo	Santa Clara			
	Total	Metropolitan Transportation Commission	Santa Clara County	City of Campbell	City of Cupertino
Local Transportation Fund Expenditures					
Administration					
County Auditor PUC 99233.1	\$ 39,100	\$ —	\$ 637,824	\$ —	\$ —
TPA PUC 99233.1	158,487	504,711	—	—	—
Planning					
PUC 99233.2	950,920	3,028,262	—	—	—
PUC 99233.5(a)	—	—	—	—	—
PUC 99233.5(b)	—	—	—	—	—
Pedestrian and Bicycle Facilities					
PUC 99233.3, 99234	990,309	—	599,000	21,540	72,778
Rail Service					
PUC 99233.4, 99234.9	—	—	—	—	—
Article 4.5					
Community Transit Services					
PUC 99233.7, 99275	1,245,000	—	—	—	—
Article 4					
Planning PUC 99262	—	—	—	—	—
Transit PUC 99260(a)	27,058,000	—	—	—	—
Joint Powers Agencies PUC 99260.7	—	—	—	—	—
Railroad Corporations PUC 99260.5(a)	—	—	—	—	—
Other	—	—	—	—	—
Article 8					
Streets and Roads PUC 99400(a)	—	—	—	—	—
Pedestrians and Bicycles PUC 99400(a)	—	—	—	—	—
General Public PUC 99400(c)	—	—	—	—	—
Elderly and Handicapped PUC 99400(c)	—	—	—	—	—
Planning Contributions PUC 99402	—	—	—	—	—
Multimodal Terminal PUC 99400.5	—	—	—	—	—
Other	—	—	—	—	—
Total LTF Expenditures	\$ 30,441,816	\$ 3,532,973	\$ 1,236,824	\$ 21,540	\$ 72,778
State Transit Assistance Fund Expenditures					
Article 4					
Operating Costs CCR 6730(a)	\$ 1,751,000	\$ —	\$ —	\$ —	\$ —
Capital Costs CCR 6730(b)	151,207	—	—	—	—
Rail Services Subsidy CCR 6730(c)	—	—	—	—	—
Specialized Services CCR 6731(c)	287,000	—	—	—	—
Other	—	—	—	—	—
Article 8					
AMTRAK CCR 6731(a)	—	—	—	—	—
General Public CCR 6731(b)	—	—	—	—	—
Elderly and Handicapped CCR 6731(b)	—	—	—	—	—
Other	—	—	—	—	—
Other Expenditures					
Other Expenditures	—	—	—	—	—
Community Transit Services					
CCR 6730(d), 6731(d), and 6731.1	—	—	—	—	—
Total STAF Expenditures	\$ 2,189,207	\$ —	\$ —	\$ —	\$ —

Table 6. Transportation Planning Agencies Annual Report — Fiscal Year 1999-00 — (continued)
Schedule of Expenditures by Purpose Regarding the
Local Transportation Funds and State Transit Assistance Funds

Metropolitan
Transportation
Commission —
(continued)

**Santa Clara —
(continued)**
City of Los Altos

City of Mountain View

City of Palo Alto

City of San Jose

City of Santa Clara

Local Transportation Fund Expenditures

Administration

County Auditor PUC 99233.1	\$	—	\$	—	\$	—	\$	—	\$	—
TPA PUC 99233.1		—		—		—		—		—

Planning

PUC 99233.2		—		—		—		—		—
PUC 99233.5(a)		—		—		—		—		—
PUC 99233.5(b)		—		—		—		—		—

Pedestrian and Bicycle Facilities

PUC 99233.3, 99234		20,000		74,000		117,783		625,531		15,013
--------------------	--	--------	--	--------	--	---------	--	---------	--	--------

Rail Service

PUC 99233.4, 99234.9		—		—		—		—		—
----------------------	--	---	--	---	--	---	--	---	--	---

Article 4.5

Community Transit Services

PUC 99233.7, 99275		—		—		—		—		—
--------------------	--	---	--	---	--	---	--	---	--	---

Article 4

Planning PUC 99262		—		—		—		—		—
Transit PUC 99260(a)		—		—		—		—		—
Joint Powers Agencies PUC 99260.7		—		—		—		—		—
Railroad Corporations PUC 99260.5(a)		—		—		—		—		—
Other		—		—		—		—		—

Article 8

Streets and Roads PUC 99400(a)		—		—		—		—		—
Pedestrians and Bicycles PUC 99400(a)		—		—		—		—		—
General Public PUC 99400(c)		—		—		—		—		—
Elderly and Handicapped PUC 99400(c)		—		—		—		—		—
Planning Contributions PUC 99402		—		—		—		—		—
Multimodal Terminal PUC 99400.5		—		—		—		—		—
Other		—		—		—		—		—

Total LTF Expenditures

	\$	<u>20,000</u>	\$	<u>74,000</u>	\$	<u>117,783</u>	\$	<u>625,531</u>	\$	<u>15,013</u>
--	----	---------------	----	---------------	----	----------------	----	----------------	----	---------------

State Transit Assistance Fund Expenditures

Article 4

Operating Costs CCR 6730(a)	\$	—	\$	—	\$	—	\$	—	\$	—
Capital Costs CCR 6730(b)		—		—		—		—		—
Rail Services Subsidy CCR 6730(c)		—		—		—		—		—
Specialized Services CCR 6731(c)		—		—		—		—		—
Other		—		—		—		—		—

Article 8

AMTRAK CCR 6731(a)		—		—		—		—		—
General Public CCR 6731(b)		—		—		—		—		—
Elderly and Handicapped CCR 6731(b)		—		—		—		—		—
Other		—		—		—		—		—

Other Expenditures

Other Expenditures		—		—		—		—		—
--------------------	--	---	--	---	--	---	--	---	--	---

Community Transit Services

CCR 6730(d), 6731(d), and 6731.1		—		—		—		—		—
----------------------------------	--	---	--	---	--	---	--	---	--	---

Total STAF Expenditures

	\$	<u>—</u>	\$	<u>—</u>	\$	<u>—</u>	\$	<u>—</u>	\$	<u>—</u>
--	----	----------	----	----------	----	----------	----	----------	----	----------

Table 6. Transportation Planning Agencies Annual Report — Fiscal Year 1999-00 — (continued)
Schedule of Expenditures by Purpose Regarding the
Local Transportation Funds and State Transit Assistance Funds

Metropolitan
Transportation
Commission —
(continued)

	Santa Clara — (continued)					Solano
	City of Saratoga	City of Sunnyvale	Santa Clara County Transit District	Total		Metropolitan Transportation Commission
Local Transportation Fund Expenditures						
Administration						
County Auditor PUC 99233.1	\$ —	\$ —	\$ —	\$ 637,824	\$ —	\$ —
TPA PUC 99233.1	—	—	—	504,711	51,361	—
Planning						
PUC 99233.2	—	—	—	3,028,262	308,163	—
PUC 99233.5(a)	—	—	—	—	—	—
PUC 99233.5(b)	—	—	—	—	—	—
Pedestrian and Bicycle Facilities						
PUC 99233.3, 99234	22,821	40,952	—	1,609,418	—	—
Rail Service						
PUC 99233.4, 99234.9	—	—	—	—	—	—
Article 4.5						
Community Transit Services						
PUC 99233.7, 99275	—	—	—	—	—	—
Article 4						
Planning PUC 99262	—	—	—	—	—	—
Transit PUC 99260(a)	—	—	75,309,804	75,309,804	—	—
Joint Powers Agencies PUC 99260.7	—	—	—	—	—	—
Railroad Corporations PUC 99260.5(a)	—	—	—	—	—	—
Other	—	—	—	—	—	—
Article 8						
Streets and Roads PUC 99400(a)	—	—	—	—	—	—
Pedestrians and Bicycles PUC 99400(a)	—	—	—	—	—	—
General Public PUC 99400(c)	—	—	—	—	—	—
Elderly and Handicapped PUC 99400(c)	—	—	—	—	—	—
Planning Contributions PUC 99402	—	—	—	—	—	—
Multimodal Terminal PUC 99400.5	—	—	—	—	—	—
Other	—	—	—	—	—	—
Total LTF Expenditures	\$ 22,821	\$ 40,952	\$ 75,309,804	\$ 81,090,019	\$ 359,524	\$ —
State Transit Assistance Fund Expenditures						
Article 4						
Operating Costs CCR 6730(a)	\$ —	\$ —	\$ —	\$ —	\$ —	\$ —
Capital Costs CCR 6730(b)	—	—	—	—	—	—
Rail Services Subsidy CCR 6730(c)	—	—	—	—	—	—
Specialized Services CCR 6731(c)	—	—	4,363,784	4,363,784	—	—
Other	—	—	—	—	—	—
Article 8						
AMTRAK CCR 6731(a)	—	—	—	—	—	—
General Public CCR 6731(b)	—	—	—	—	—	—
Elderly and Handicapped CCR 6731(b)	—	—	—	—	—	—
Other	—	—	—	—	—	—
Other Expenditures						
Other Expenditures	—	—	—	—	—	—
Community Transit Services						
CCR 6730(d), 6731(d), and 6731.1	—	—	—	—	—	—
Total STAF Expenditures	\$ —	\$ —	\$ 4,363,784	\$ 4,363,784	\$ —	\$ —

Table 6. Transportation Planning Agencies Annual Report — Fiscal Year 1999-00 — (continued)
Schedule of Expenditures by Purpose Regarding the
Local Transportation Funds and State Transit Assistance Funds

Metropolitan
Transportation
Commission —
(continued)

Solano — (continued)

	Solano County	City of Benicia	City of Dixon	City of Fairfield	City of Rio Vista
Local Transportation Fund Expenditures					
Administration					
County Auditor PUC 99233.1	\$ 51,361	\$ —	\$ —	\$ —	\$ —
TPA PUC 99233.1	—	—	—	—	—
Planning					
PUC 99233.2	—	—	—	—	—
PUC 99233.5(a)	—	—	—	—	—
PUC 99233.5(b)	—	—	—	—	—
Pedestrian and Bicycle Facilities					
PUC 99233.3, 99234	—	—	—	140,000	—
Rail Service					
PUC 99233.4, 99234.9	—	—	—	—	—
Article 4.5					
Community Transit Services					
PUC 99233.7, 99275	—	—	—	—	—
Article 4					
Planning PUC 99262	—	—	—	—	—
Transit PUC 99260(a)	—	355,200	194,418	921,246	—
Joint Powers Agencies PUC 99260.7	—	—	—	—	—
Railroad Corporations PUC 99260.5(a)	—	—	—	—	—
Other	—	—	—	—	—
Article 8					
Streets and Roads PUC 99400(a)	1,030,623	—	—	—	—
Pedestrians and Bicycles PUC 99400(a)	—	—	—	—	—
General Public PUC 99400(c)	—	248,245	—	—	38,590
Elderly and Handicapped PUC 99400(c)	—	—	—	509,856	—
Planning Contributions PUC 99402	—	—	—	—	—
Multimodal Terminal PUC 99400.5	—	—	—	—	—
Other	—	9,755	—	—	—
Total LTF Expenditures	\$ 1,081,984	\$ 613,200	\$ 194,418	\$ 1,571,102	\$ 38,590
State Transit Assistance Fund Expenditures					
Article 4					
Operating Costs CCR 6730(a)	\$ —	\$ —	\$ —	\$ —	\$ —
Capital Costs CCR 6730(b)	—	—	—	—	—
Rail Services Subsidy CCR 6730(c)	—	—	—	—	—
Specialized Services CCR 6731(c)	—	—	—	—	—
Other	—	—	—	—	—
Article 8					
AMTRAK CCR 6731(a)	—	—	—	—	—
General Public CCR 6731(b)	—	—	—	—	—
Elderly and Handicapped CCR 6731(b)	—	—	—	—	—
Other	—	—	—	—	—
Other Expenditures					
Other Expenditures	—	—	—	—	—
Community Transit Services					
CCR 6730(d), 6731(d), and 6731.1	—	—	—	—	—
Total STAF Expenditures	\$ —	\$ —	\$ —	\$ —	\$ —

Table 6. Transportation Planning Agencies Annual Report — Fiscal Year 1999-00 — (continued)
Schedule of Expenditures by Purpose Regarding the
Local Transportation Funds and State Transit Assistance Funds

Metropolitan
Transportation
Commission —
(continued)

	Solano — (continued)				Sonoma
	City of Vacaville	City of Vallejo	Solano Transportation Authority	Total	Metropolitan Transportation Commission
Local Transportation Fund Expenditures					
Administration					
County Auditor PUC 99233.1	\$ —	\$ —	\$ —	\$ 51,361	\$ —
TPA PUC 99233.1	—	—	—	51,361	79,052
Planning					
PUC 99233.2	—	—	—	308,163	474,315
PUC 99233.5(a)	—	—	—	—	—
PUC 99233.5(b)	—	—	—	—	—
Pedestrian and Bicycle Facilities					
PUC 99233.3, 99234	31,570	79,415	—	250,985	—
Rail Service					
PUC 99233.4, 99234.9	—	—	—	—	—
Article 4.5					
Community Transit Services					
PUC 99233.7, 99275	—	—	—	—	—
Article 4					
Planning PUC 99262	—	—	—	—	—
Transit PUC 99260(a)	29,168	1,881,365	—	3,381,397	—
Joint Powers Agencies PUC 99260.7	—	—	—	—	—
Railroad Corporations PUC 99260.5(a)	—	—	—	—	—
Other	—	—	—	—	—
Article 8					
Streets and Roads PUC 99400(a)	314,331	—	—	1,344,954	—
Pedestrians and Bicycles PUC 99400(a)	—	—	—	—	—
General Public PUC 99400(c)	1,110,821	1,045,216	271,632	2,714,504	—
Elderly and Handicapped PUC 99400(c)	—	—	—	509,856	—
Planning Contributions PUC 99402	—	—	—	—	—
Multimodal Terminal PUC 99400.5	—	—	—	—	—
Other	—	—	262,471	272,226	—
Total LTF Expenditures	<u>\$ 1,485,890</u>	<u>\$ 3,005,996</u>	<u>\$ 534,103</u>	<u>\$ 8,884,807</u>	<u>\$ 553,367</u>
State Transit Assistance Fund Expenditures					
Article 4					
Operating Costs CCR 6730(a)	\$ —	\$ 325,671	\$ 88,000	\$ 413,671	\$ —
Capital Costs CCR 6730(b)	—	19,085	—	19,085	—
Rail Services Subsidy CCR 6730(c)	—	—	—	—	—
Specialized Services CCR 6731(c)	—	—	—	—	—
Other	—	—	—	—	—
Article 8					
AMTRAK CCR 6731(a)	—	—	—	—	—
General Public CCR 6731(b)	—	—	—	—	—
Elderly and Handicapped CCR 6731(b)	—	—	—	—	—
Other	—	—	—	—	—
Other Expenditures					
Other Expenditures	—	—	—	—	—
Community Transit Services					
CCR 6730(d), 6731(d), and 6731.1	—	—	—	—	—
Total STAF Expenditures	<u>\$ —</u>	<u>\$ 344,756</u>	<u>\$ 88,000</u>	<u>\$ 432,756</u>	<u>\$ —</u>

Table 6. Transportation Planning Agencies Annual Report — Fiscal Year 1999-00 — (continued)
Schedule of Expenditures by Purpose Regarding the
Local Transportation Funds and State Transit Assistance Funds

Metropolitan
Transportation
Commission —
(continued)

Sonoma — (continued)

	Sonoma County	City of Cloverdale	City of Healdsburg	City of Petaluma	City of Rohnert Park
Local Transportation Fund Expenditures					
Administration					
County Auditor PUC 99233.1	\$ 18,500	\$ —	\$ —	\$ —	\$ —
TPA PUC 99233.1	—	—	—	—	—
Planning					
PUC 99233.2	—	—	—	—	—
PUC 99233.5(a)	—	—	—	—	—
PUC 99233.5(b)	—	—	—	—	—
Pedestrian and Bicycle Facilities					
PUC 99233.3, 99234	—	—	—	—	—
Rail Service					
PUC 99233.4, 99234.9	—	—	—	—	—
Article 4.5					
Community Transit Services					
PUC 99233.7, 99275	—	—	—	—	—
Article 4					
Planning PUC 99262	—	—	—	—	—
Transit PUC 99260(a)	5,057,154	46,678	87,961	—	—
Joint Powers Agencies PUC 99260.7	—	—	—	—	—
Railroad Corporations PUC 99260.5(a)	—	—	—	—	—
Other	—	—	37,493	—	—
Article 8					
Streets and Roads PUC 99400(a)	—	90,893	—	—	267,463
Pedestrians and Bicycles PUC 99400(a)	—	—	—	—	—
General Public PUC 99400(c)	—	—	—	760,074	—
Elderly and Handicapped PUC 99400(c)	293,887	—	—	156,708	—
Planning Contributions PUC 99402	—	—	—	—	—
Multimodal Terminal PUC 99400.5	—	—	—	—	—
Other	143,318	—	—	50,000	—
Total LTF Expenditures	\$ 5,512,859	\$ 137,571	\$ 125,454	\$ 966,782	\$ 267,463
State Transit Assistance Fund Expenditures					
Article 4					
Operating Costs CCR 6730(a)	\$ 8,649	\$ —	\$ —	\$ —	\$ —
Capital Costs CCR 6730(b)	—	—	—	—	—
Rail Services Subsidy CCR 6730(c)	—	—	—	—	—
Specialized Services CCR 6731(c)	467,656	—	—	94,118	—
Other	—	—	—	—	—
Article 8					
AMTRAK CCR 6731(a)	—	—	—	—	—
General Public CCR 6731(b)	—	—	—	—	—
Elderly and Handicapped CCR 6731(b)	—	—	—	—	—
Other	—	—	—	—	—
Other Expenditures					
Other Expenditures	—	—	—	—	—
Community Transit Services					
CCR 6730(d), 6731(d), and 6731.1	—	—	—	—	—
Total STAF Expenditures	\$ 476,305	\$ —	\$ —	\$ 94,118	\$ —

Table 6. Transportation Planning Agencies Annual Report — Fiscal Year 1999-00 — (continued)
Schedule of Expenditures by Purpose Regarding the
Local Transportation Funds and State Transit Assistance Funds

Metropolitan
Transportation
Commission —
(continued)

Sonoma — (continued)

	City of Santa Rosa	City of Sonoma	Golden Gate Bridge, Highway and Transportation District	Total	Total
Local Transportation Fund Expenditures					
Administration					
County Auditor PUC 99233.1	\$ —	\$ —	\$ —	\$ 18,500	\$ 1,024,209
TPA PUC 99233.1	—	—	—	79,052	1,421,678
Planning					
PUC 99233.2	—	—	—	474,315	8,530,057
PUC 99233.5(a)	—	—	—	—	—
PUC 99233.5(b)	—	—	—	—	—
Pedestrian and Bicycle Facilities					
PUC 99233.3, 99234	14,347	15,000	—	29,347	4,197,775
Rail Service					
PUC 99233.4, 99234.9	—	—	—	—	—
Article 4.5					
Community Transit Services					
PUC 99233.7, 99275	—	—	—	—	3,584,922
Article 4					
Planning PUC 99262	—	—	—	—	—
Transit PUC 99260(a)	2,382,136	—	3,759,950	11,333,879	232,347,458
Joint Powers Agencies PUC 99260.7	—	—	—	—	—
Railroad Corporations PUC 99260.5(a)	—	—	—	—	—
Other	—	—	—	37,493	729,813
Article 8					
Streets and Roads PUC 99400(a)	—	—	—	358,356	1,929,825
Pedestrians and Bicycles PUC 99400(a)	—	—	—	—	—
General Public PUC 99400(c)	—	—	—	760,074	4,273,544
Elderly and Handicapped PUC 99400(c)	902	—	—	451,497	966,808
Planning Contributions PUC 99402	—	—	—	—	—
Multimodal Terminal PUC 99400.5	—	—	—	—	—
Other	81,541	—	—	274,859	764,594
Total LTF Expenditures	\$ 2,478,926	\$ 15,000	\$ 3,759,950	\$ 13,817,372	\$ 259,770,683
State Transit Assistance Fund Expenditures					
Article 4					
Operating Costs CCR 6730(a)	\$ —	\$ —	\$ —	\$ 8,649	\$ 25,904,482
Capital Costs CCR 6730(b)	91,540	—	—	91,540	2,976,344
Rail Services Subsidy CCR 6730(c)	—	—	—	—	—
Specialized Services CCR 6731(c)	301,499	—	—	863,273	7,360,868
Other	—	—	—	—	—
Article 8					
AMTRAK CCR 6731(a)	—	—	—	—	—
General Public CCR 6731(b)	—	—	—	—	50,000
Elderly and Handicapped CCR 6731(b)	—	—	—	—	—
Other	—	—	—	—	—
Other Expenditures					
Other Expenditures	—	—	—	—	—
Community Transit Services					
CCR 6730(d), 6731(d), and 6731.1	—	—	—	—	—
Total STAF Expenditures	\$ 393,039	\$ —	\$ —	\$ 963,462	\$ 36,291,694

Table 6. Transportation Planning Agencies Annual Report — Fiscal Year 1999-00 — (continued)
Schedule of Expenditures by Purpose Regarding the
Local Transportation Funds and State Transit Assistance Funds

	Alpine County Transportation Commission			Amador County Transportation Commission		
	Alpine			Amador		
	Alpine County Transportation Commission	Alpine County	Total	Amador County Transportation Commission	Amador County	
Local Transportation Fund Expenditures						
Administration						
County Auditor PUC 99233.1	\$	—	\$	\$	—	\$
TPA PUC 99233.1		2,550	—	2,550	21,000	—
Planning						
PUC 99233.2		—	—	—	—	—
PUC 99233.5(a)		—	—	—	—	—
PUC 99233.5(b)		—	—	—	—	—
Pedestrian and Bicycle Facilities						
PUC 99233.3, 99234		—	—	—	—	—
Rail Service						
PUC 99233.4, 99234.9		—	—	—	—	—
Article 4.5						
Community Transit Services						
PUC 99233.7, 99275		—	—	—	—	—
Article 4						
Planning PUC 99262		—	—	—	—	—
Transit PUC 99260(a)		5,000	—	5,000	—	—
Joint Powers Agencies PUC 99260.7		—	—	—	—	—
Railroad Corporations PUC 99260.5(a)		—	—	—	—	—
Other		—	—	—	—	—
Article 8						
Streets and Roads PUC 99400(a)		—	—	—	—	86,393
Pedestrians and Bicycles PUC 99400(a)		—	—	—	—	—
General Public PUC 99400(c)		—	—	—	—	—
Elderly and Handicapped PUC 99400(c)		—	—	—	—	—
Planning Contributions PUC 99402		—	—	—	—	—
Multimodal Terminal PUC 99400.5		—	—	—	—	—
Other		—	—	—	—	—
Total LTF Expenditures	\$	7,550	\$	7,550	\$	21,000
					\$	86,393
State Transit Assistance Fund Expenditures						
Article 4						
Operating Costs CCR 6730(a)	\$	—	\$	\$	—	\$
Capital Costs CCR 6730(b)		—	—	—	—	—
Rail Services Subsidy CCR 6730(c)		—	—	—	—	—
Specialized Services CCR 6731(c)		—	—	—	—	—
Other		—	—	—	—	—
Article 8						
AMTRAK CCR 6731(a)		—	—	—	—	—
General Public CCR 6731(b)		—	—	—	—	—
Elderly and Handicapped CCR 6731(b)		—	—	—	—	—
Other		—	—	—	—	—
Other Expenditures						
Other Expenditures		—	—	—	—	—
Community Transit Services						
CCR 6730(d), 6731(d), and 6731.1		—	—	—	—	—
Total STAF Expenditures	\$	—	\$	—	\$	—

Table 6. Transportation Planning Agencies Annual Report — Fiscal Year 1999-00 — (continued)
Schedule of Expenditures by Purpose Regarding the
Local Transportation Funds and State Transit Assistance Funds

Amador County
Transportation
Commission —
(continued)

Amador — (continued)

	City of Amador	City of Ione	City of Jackson	City of Plymouth	City of Sutter Creek
Local Transportation Fund Expenditures					
Administration					
County Auditor PUC 99233.1	\$ —	\$ —	\$ —	\$ —	\$ —
TPA PUC 99233.1	—	—	—	—	—
Planning					
PUC 99233.2	—	—	—	—	—
PUC 99233.5(a)	—	—	—	—	—
PUC 99233.5(b)	—	—	—	—	—
Pedestrian and Bicycle Facilities					
PUC 99233.3, 99234	—	—	—	—	—
Rail Service					
PUC 99233.4, 99234.9	—	—	—	—	—
Article 4.5					
Community Transit Services					
PUC 99233.7, 99275	—	—	—	—	—
Article 4					
Planning PUC 99262	—	—	—	—	—
Transit PUC 99260(a)	—	—	—	—	—
Joint Powers Agencies PUC 99260.7	—	—	—	—	—
Railroad Corporations PUC 99260.5(a)	—	—	—	—	—
Other	—	—	—	—	—
Article 8					
Streets and Roads PUC 99400(a)	917	30,102	16,695	3,534	8,991
Pedestrians and Bicycles PUC 99400(a)	—	—	—	—	—
General Public PUC 99400(c)	—	—	—	—	—
Elderly and Handicapped PUC 99400(c)	—	—	—	—	—
Planning Contributions PUC 99402	—	—	—	—	—
Multimodal Terminal PUC 99400.5	—	—	—	—	—
Other	—	—	—	—	—
Total LTF Expenditures	<u>\$ 917</u>	<u>\$ 30,102</u>	<u>\$ 16,695</u>	<u>\$ 3,534</u>	<u>\$ 8,991</u>
State Transit Assistance Fund Expenditures					
Article 4					
Operating Costs CCR 6730(a)	\$ —	\$ —	\$ —	\$ —	\$ —
Capital Costs CCR 6730(b)	—	—	—	—	—
Rail Services Subsidy CCR 6730(c)	—	—	—	—	—
Specialized Services CCR 6731(c)	—	—	—	—	—
Other	—	—	—	—	—
Article 8					
AMTRAK CCR 6731(a)	—	—	—	—	—
General Public CCR 6731(b)	—	—	—	—	—
Elderly and Handicapped CCR 6731(b)	—	—	—	—	—
Other	—	—	—	—	—
Other Expenditures					
Other Expenditures	—	—	—	—	—
Community Transit Services					
CCR 6730(d), 6731(d), and 6731.1	—	—	—	—	—
Total STAF Expenditures	<u>\$ —</u>	<u>\$ —</u>	<u>\$ —</u>	<u>\$ —</u>	<u>\$ —</u>

Table 6. Transportation Planning Agencies Annual Report — Fiscal Year 1999-00 — (continued)
Schedule of Expenditures by Purpose Regarding the
Local Transportation Funds and State Transit Assistance Funds

	Amador County Transportation Commission — (continued)		Butte County Association of Governments		
	Amador — (continued)		Butte		
	Amador Regional Transit System	Total	Butte County Association of Governments	Butte County	City of Biggs
Local Transportation Fund Expenditures					
Administration					
County Auditor PUC 99233.1	\$ —	\$ —	\$ —	\$ —	\$ —
TPA PUC 99233.1	—	21,000	115,000	—	—
Planning					
PUC 99233.2	—	—	—	—	—
PUC 99233.5(a)	—	—	—	—	—
PUC 99233.5(b)	—	—	—	—	—
Pedestrian and Bicycle Facilities					
PUC 99233.3, 99234	—	—	—	—	—
Rail Service					
PUC 99233.4, 99234.9	—	—	—	—	—
Article 4.5					
Community Transit Services					
PUC 99233.7, 99275	—	—	—	—	—
Article 4					
Planning PUC 99262	—	—	—	—	—
Transit PUC 99260(a)	333,600	333,600	—	623,268	—
Joint Powers Agencies PUC 99260.7	—	—	—	—	—
Railroad Corporations PUC 99260.5(a)	—	—	—	—	—
Other	—	—	—	—	—
Article 8					
Streets and Roads PUC 99400(a)	—	146,632	—	—	39,246
Pedestrians and Bicycles PUC 99400(a)	—	—	—	—	—
General Public PUC 99400(c)	—	—	—	423,227	284
Elderly and Handicapped PUC 99400(c)	—	—	—	—	—
Planning Contributions PUC 99402	—	—	—	1,183,167	—
Multimodal Terminal PUC 99400.5	—	—	—	—	—
Other	—	—	—	1,700	—
Total LTF Expenditures	<u>\$ 333,600</u>	<u>\$ 501,232</u>	<u>\$ 115,000</u>	<u>\$ 2,231,362</u>	<u>\$ 39,530</u>
State Transit Assistance Fund Expenditures					
Article 4					
Operating Costs CCR 6730(a)	\$ —	\$ —	\$ —	\$ —	\$ —
Capital Costs CCR 6730(b)	—	—	—	—	—
Rail Services Subsidy CCR 6730(c)	—	—	—	—	—
Specialized Services CCR 6731(c)	—	—	—	—	—
Other	—	—	—	—	—
Article 8					
AMTRAK CCR 6731(a)	—	—	—	—	—
General Public CCR 6731(b)	—	—	—	170,606	2,324
Elderly and Handicapped CCR 6731(b)	—	—	—	—	—
Other	—	—	—	—	—
Other Expenditures					
Other Expenditures	—	—	—	—	—
Community Transit Services					
CCR 6730(d), 6731(d), and 6731.1	—	—	—	—	—
Total STAF Expenditures	<u>\$ —</u>	<u>\$ —</u>	<u>\$ —</u>	<u>\$ 170,606</u>	<u>\$ 2,324</u>

Table 6. Transportation Planning Agencies Annual Report — Fiscal Year 1999-00 — (continued)
Schedule of Expenditures by Purpose Regarding the
Local Transportation Funds and State Transit Assistance Funds

Butte County
 Association of
 Governments —
 (continued)

Butte — (continued)

	City of Chico	City of Gridley	City of Oroville	City of Paradise	Total
Local Transportation Fund Expenditures					
Administration					
County Auditor PUC 99233.1	\$ —	\$ —	\$ —	\$ —	\$ —
TPA PUC 99233.1	—	—	—	—	115,000
Planning					
PUC 99233.2	—	—	—	—	—
PUC 99233.5(a)	—	—	—	—	—
PUC 99233.5(b)	—	—	—	—	—
Pedestrian and Bicycle Facilities					
PUC 99233.3, 99234	—	—	—	—	—
Rail Service					
PUC 99233.4, 99234.9	—	—	—	—	—
Article 4.5					
Community Transit Services					
PUC 99233.7, 99275	—	—	—	—	—
Article 4					
Planning PUC 99262	565,517	—	—	—	565,517
Transit PUC 99260(a)	—	—	—	—	623,268
Joint Powers Agencies PUC 99260.7	368,705	—	—	—	368,705
Railroad Corporations PUC 99260.5(a)	—	—	—	—	—
Other	—	—	—	—	—
Article 8					
Streets and Roads PUC 99400(a)	—	—	51,980	—	91,226
Pedestrians and Bicycles PUC 99400(b)	—	—	—	—	—
General Public PUC 99400(c)	136,595	50,597	233,556	542,956	1,387,215
Elderly and Handicapped PUC 99400(c)	—	—	—	—	—
Planning Contributions PUC 99402	—	62,974	—	51,364	1,297,505
Multimodal Terminal PUC 99400.5	—	—	—	—	—
Other	62,137	—	—	—	63,837
Total LTF Expenditures	\$ 1,132,954	\$ 113,571	\$ 285,536	\$ 594,320	\$ 4,512,273
State Transit Assistance Fund Expenditures					
Article 4					
Operating Costs CCR 6730(a)	\$ —	\$ —	\$ —	\$ —	\$ —
Capital Costs CCR 6730(b)	—	—	—	—	—
Rail Services Subsidy CCR 6730(c)	—	—	—	—	—
Specialized Services CCR 6731(c)	—	—	—	—	—
Other	—	—	—	—	—
Article 8					
AMTRAK CCR 6731(a)	—	—	—	—	—
General Public CCR 6731(b)	91,388	6,824	17,456	35,244	323,842
Elderly and Handicapped CCR 6731(b)	—	—	—	—	—
Other	—	—	—	—	—
Other Expenditures					
Other Expenditures	—	—	—	—	—
Community Transit Services					
CCR 6730(d), 6731(d), and 6731.1	—	—	—	—	—
Total STAF Expenditures	\$ 91,388	\$ 6,824	\$ 17,456	\$ 35,244	\$ 323,842

Table 6. Transportation Planning Agencies Annual Report — Fiscal Year 1999-00 — (continued)
Schedule of Expenditures by Purpose Regarding the
Local Transportation Funds and State Transit Assistance Funds

	Calaveras County Local Transportation Commission				Colusa County Local Transportation Commission	
	Calaveras				Colusa	
	Calaveras County Local Transportation Commission	Calaveras County	City of Angels	Total	Colusa County Local Transportation Commission	
Local Transportation Fund Expenditures						
Administration						
County Auditor PUC 99233.1	\$ —	\$ —	\$ —	\$ —	\$ —	\$ —
TPA PUC 99233.1	—	—	—	—	7,755	—
Planning						
PUC 99233.2	—	—	—	—	—	—
PUC 99233.5(a)	—	—	—	—	—	—
PUC 99233.5(b)	—	—	—	—	—	—
Pedestrian and Bicycle Facilities						
PUC 99233.3, 99234	—	—	—	—	—	—
Rail Service						
PUC 99233.4, 99234.9	—	—	—	—	—	—
Article 4.5						
Community Transit Services						
PUC 99233.7, 99275	—	—	—	—	—	—
Article 4						
Planning PUC 99262	—	—	—	—	—	—
Transit PUC 99260(a)	—	—	—	—	—	—
Joint Powers Agencies PUC 99260.7	—	—	—	—	—	—
Railroad Corporations PUC 99260.5(a)	—	—	—	—	—	—
Other	—	—	—	—	—	—
Article 8						
Streets and Roads PUC 99400(a)	163,611	345,805	29,336	538,752	—	—
Pedestrians and Bicycles PUC 99400(a)	—	10,280	—	10,280	—	—
General Public PUC 99400(c)	—	—	—	—	—	—
Elderly and Handicapped PUC 99400(c)	—	—	—	—	—	—
Planning Contributions PUC 99402	—	—	—	—	—	—
Multimodal Terminal PUC 99400.5	—	—	—	—	—	—
Other	—	—	—	—	—	—
Total LTF Expenditures	<u>\$ 163,611</u>	<u>\$ 356,085</u>	<u>\$ 29,336</u>	<u>\$ 549,032</u>	<u>\$ 7,755</u>	<u>—</u>
State Transit Assistance Fund Expenditures						
Article 4						
Operating Costs CCR 6730(a)	\$ —	\$ —	\$ —	\$ —	\$ —	\$ —
Capital Costs CCR 6730(b)	—	—	—	—	—	—
Rail Services Subsidy CCR 6730(c)	—	—	—	—	—	—
Specialized Services CCR 6731(c)	—	—	—	—	—	—
Other	—	—	—	—	—	—
Article 8						
AMTRAK CCR 6731(a)	—	—	—	—	—	—
General Public CCR 6731(b)	—	67,312	—	67,312	—	—
Elderly and Handicapped CCR 6731(b)	—	—	—	—	—	—
Other	—	—	—	—	—	—
Other Expenditures						
Other Expenditures	—	—	—	—	—	—
Community Transit Services						
CCR 6730(d), 6731(d), and 6731.1	—	—	—	—	—	—
Total STAF Expenditures	<u>\$ —</u>	<u>\$ 67,312</u>	<u>\$ —</u>	<u>\$ 67,312</u>	<u>\$ —</u>	<u>—</u>

Table 6. Transportation Planning Agencies Annual Report — Fiscal Year 1999-00 — (continued)
Schedule of Expenditures by Purpose Regarding the
Local Transportation Funds and State Transit Assistance Funds

	Colusa County Local Transportation Commission — (continued)				Del Norte County Local Transportation Commission	
	Colusa — (continued)				Del Norte	
	Colusa County	City of Colusa	City of Williams	Total	Del Norte County Local Transportation Commission	
Local Transportation Fund Expenditures						
Administration						
County Auditor PUC 99233.1	\$ —	\$ —	\$ —	\$ —	\$ —	\$ —
TPA PUC 99233.1	—	—	—	7,755	—	10,146
Planning						
PUC 99233.2	—	—	—	—	—	—
PUC 99233.5(a)	—	—	—	—	—	—
PUC 99233.5(b)	—	—	—	—	—	—
Pedestrian and Bicycle Facilities						
PUC 99233.3, 99234	—	—	—	—	—	3,933
Rail Service						
PUC 99233.4, 99234.9	—	—	—	—	—	—
Article 4.5						
Community Transit Services						
PUC 99233.7, 99275	—	—	—	—	—	—
Article 4						
Planning PUC 99262	—	—	—	—	—	—
Transit PUC 99260(a)	221,237	118,812	69,649	409,698	—	—
Joint Powers Agencies PUC 99260.7	—	—	—	—	—	—
Railroad Corporations PUC 99260.5(a)	—	—	—	—	—	—
Other	—	—	—	—	—	—
Article 8						
Streets and Roads PUC 99400(a)	—	—	—	—	—	—
Pedestrians and Bicycles PUC 99400(a)	—	—	—	—	—	—
General Public PUC 99400(c)	—	—	—	—	—	—
Elderly and Handicapped PUC 99400(c)	—	—	—	—	—	—
Planning Contributions PUC 99402	—	—	—	—	—	—
Multimodal Terminal PUC 99400.5	—	—	—	—	—	—
Other	—	—	—	—	—	—
Total LTF Expenditures	<u>\$ 221,237</u>	<u>\$ 118,812</u>	<u>\$ 69,649</u>	<u>\$ 417,453</u>	<u>\$ 14,079</u>	<u>\$ —</u>
State Transit Assistance Fund Expenditures						
Article 4						
Operating Costs CCR 6730(a)	\$ 16,200	\$ 8,700	\$ 5,100	\$ 30,000	\$ —	\$ —
Capital Costs CCR 6730(b)	—	—	—	—	—	—
Rail Services Subsidy CCR 6730(c)	—	—	—	—	—	—
Specialized Services CCR 6731(c)	—	—	—	—	—	—
Other	—	—	—	—	—	—
Article 8						
AMTRAK CCR 6731(a)	—	—	—	—	—	—
General Public CCR 6731(b)	—	—	—	—	—	—
Elderly and Handicapped CCR 6731(b)	—	—	—	—	—	—
Other	—	—	—	—	—	—
Other Expenditures						
Other Expenditures	—	—	—	—	—	—
Community Transit Services						
CCR 6730(d), 6731(d), and 6731.1	—	—	—	—	—	—
Total STAF Expenditures	<u>\$ 16,200</u>	<u>\$ 8,700</u>	<u>\$ 5,100</u>	<u>\$ 30,000</u>	<u>\$ —</u>	<u>\$ —</u>

Table 6. Transportation Planning Agencies Annual Report — Fiscal Year 1999-00 — (continued)
Schedule of Expenditures by Purpose Regarding the
Local Transportation Funds and State Transit Assistance Funds

	Del Norte County Local Transportation Commission — (continued)			El Dorado County Local Transportation Commission		
	Del Norte — (continued)			El Dorado		
	Del Norte County	City of Crescent City	Total	El Dorado County Local Transportation Commission	El Dorado County	
Local Transportation Fund Expenditures						
Administration						
County Auditor PUC 99233.1	\$ —	\$ —	\$ —	\$ —	\$ 3,135	
TPA PUC 99233.1	—	—	10,146	—	—	
Planning						
PUC 99233.2	—	—	—	287,071	—	
PUC 99233.5(a)	—	—	—	—	—	
PUC 99233.5(b)	—	—	—	—	—	
Pedestrian and Bicycle Facilities						
PUC 99233.3, 99234	—	—	3,933	42,414	—	
Rail Service						
PUC 99233.4, 99234.9	—	—	—	—	—	
Article 4.5						
Community Transit Services						
PUC 99233.7, 99275	17,661	—	17,661	—	—	
Article 4						
Planning PUC 99262	—	—	—	—	—	
Transit PUC 99260(a)	—	—	—	—	—	
Joint Powers Agencies PUC 99260.7	—	—	—	—	—	
Railroad Corporations PUC 99260.5(a)	—	—	—	—	—	
Other	—	—	—	—	—	
Article 8						
Streets and Roads PUC 99400(a)	—	—	—	80,000	251,043	
Pedestrians and Bicycles PUC 99400(a)	—	—	—	—	—	
General Public PUC 99400(c)	260,583	53,373	313,956	—	—	
Elderly and Handicapped PUC 99400(c)	—	—	—	—	—	
Planning Contributions PUC 99402	—	—	—	—	—	
Multimodal Terminal PUC 99400.5	—	—	—	—	—	
Other	5,727	1,600	7,327	—	—	
Total LTF Expenditures	\$ 283,971	\$ 54,973	\$ 353,023	\$ 409,485	\$ 254,178	
State Transit Assistance Fund Expenditures						
Article 4						
Operating Costs CCR 6730(a)	\$ —	\$ —	\$ —	\$ —	\$ —	
Capital Costs CCR 6730(b)	—	—	—	—	—	
Rail Services Subsidy CCR 6730(c)	—	—	—	—	—	
Specialized Services CCR 6731(c)	—	—	—	—	—	
Other	—	—	—	—	—	
Article 8						
AMTRAK CCR 6731(a)	—	—	—	—	—	
General Public CCR 6731(b)	41,307	—	41,307	—	—	
Elderly and Handicapped CCR 6731(b)	—	—	—	—	—	
Other	—	—	—	—	—	
Other Expenditures						
Other Expenditures	—	—	—	—	—	
Community Transit Services						
CCR 6730(d), 6731(d), and 6731.1	—	—	—	—	—	
Total STAF Expenditures	\$ 41,307	\$ —	\$ 41,307	\$ —	\$ —	

Table 6. Transportation Planning Agencies Annual Report — Fiscal Year 1999-00 — (continued)
Schedule of Expenditures by Purpose Regarding the
Local Transportation Funds and State Transit Assistance Funds

	El Dorado County Local Transportation Commission — (continued)			Tahoe Regional Planning Agency		
	El Dorado — (continued)			El Dorado		
	City of Placerville	El Dorado County Joint Transit Agency	Total	Tahoe Regional Planning Agency	El Dorado County	
Local Transportation Fund Expenditures						
Administration						
County Auditor PUC 99233.1	\$ —	\$ —	\$ 3,135	\$ —	\$ —	\$ —
TPA PUC 99233.1	—	—	—	8,400	—	—
Planning						
PUC 99233.2	—	—	287,071	11,150	—	—
PUC 99233.5(a)	—	—	—	—	—	—
PUC 99233.5(b)	—	—	—	—	—	—
Pedestrian and Bicycle Facilities						
PUC 99233.3, 99234	—	—	42,414	—	—	—
Rail Service						
PUC 99233.4, 99234.9	—	—	—	—	—	—
Article 4.5						
Community Transit Services						
PUC 99233.7, 99275	—	—	—	—	—	—
Article 4						
Planning PUC 99262	—	—	—	—	—	—
Transit PUC 99260(a)	—	1,438,566	1,438,566	—	—	185,426
Joint Powers Agencies PUC 99260.7	—	—	—	—	—	—
Railroad Corporations PUC 99260.5(a)	—	—	—	—	—	—
Other	—	—	—	—	—	—
Article 8						
Streets and Roads PUC 99400(a)	74,931	—	405,974	—	—	—
Pedestrians and Bicycles PUC 99400(a)	—	—	—	—	—	—
General Public PUC 99400(c)	—	—	—	—	—	—
Elderly and Handicapped PUC 99400(c)	—	—	—	—	—	—
Planning Contributions PUC 99402	—	—	—	—	—	—
Multimodal Terminal PUC 99400.5	—	—	—	—	—	—
Other	—	—	—	—	—	—
Total LTF Expenditures	\$ 74,931	\$ 1,438,566	\$ 2,177,160	\$ 19,550	\$ 185,426	
State Transit Assistance Fund Expenditures						
Article 4						
Operating Costs CCR 6730(a)	\$ —	\$ 181,091	\$ 181,091	\$ —	\$ —	\$ —
Capital Costs CCR 6730(b)	—	—	—	—	—	—
Rail Services Subsidy CCR 6730(c)	—	—	—	—	—	—
Specialized Services CCR 6731(c)	—	—	—	—	—	—
Other	—	—	—	—	—	—
Article 8						
AMTRAK CCR 6731(a)	—	—	—	—	—	—
General Public CCR 6731(b)	—	—	—	—	—	—
Elderly and Handicapped CCR 6731(b)	—	—	—	—	—	—
Other	—	—	—	—	—	—
Other Expenditures						
Other Expenditures	—	—	—	—	—	—
Community Transit Services						
CCR 6730(d), 6731(d), and 6731.1	—	—	—	—	—	—
Total STAF Expenditures	\$ —	\$ 181,091	\$ 181,091	\$ —	\$ —	

Table 6. Transportation Planning Agencies Annual Report — Fiscal Year 1999-00 — (continued)
Schedule of Expenditures by Purpose Regarding the
Local Transportation Funds and State Transit Assistance Funds

	Tahoe Regional Planning Agency — (continued)		Placer		
	El Dorado — (continued) City of South Lake Tahoe	Total	Tahoe Regional Planning Agency	Placer County	Total
Local Transportation Fund Expenditures					
Administration					
County Auditor PUC 99233.1	\$ —	\$ —	\$ —	\$ 235	\$ 235
TPA PUC 99233.1	—	8,400	5,450	—	5,450
Planning					
PUC 99233.2	—	11,150	7,000	—	7,000
PUC 99233.5(a)	—	—	—	—	—
PUC 99233.5(b)	—	—	—	—	—
Pedestrian and Bicycle Facilities					
PUC 99233.3, 99234	—	—	—	—	—
Rail Service					
PUC 99233.4, 99234.9	—	—	—	—	—
Article 4.5					
Community Transit Services					
PUC 99233.7, 99275	—	—	—	—	—
Article 4					
Planning PUC 99262	—	—	—	—	—
Transit PUC 99260(a)	424,483	609,909	—	468,938	468,938
Joint Powers Agencies PUC 99260.7	—	—	—	—	—
Railroad Corporations PUC 99260.5(a)	—	—	—	—	—
Other	—	—	—	—	—
Article 8					
Streets and Roads PUC 99400(a)	—	—	—	—	—
Pedestrians and Bicycles PUC 99400(a)	—	—	—	—	—
General Public PUC 99400(c)	—	—	—	—	—
Elderly and Handicapped PUC 99400(c)	—	—	—	—	—
Planning Contributions PUC 99402	—	—	—	—	—
Multimodal Terminal PUC 99400.5	—	—	—	—	—
Other	—	—	—	—	—
Total LTF Expenditures	<u>\$ 424,483</u>	<u>\$ 629,459</u>	<u>\$ 12,450</u>	<u>\$ 469,173</u>	<u>\$ 481,623</u>
State Transit Assistance Fund Expenditures					
Article 4					
Operating Costs CCR 6730(a)	\$ 61,950	\$ 61,950	\$ —	\$ 61,950	\$ 61,950
Capital Costs CCR 6730(b)	—	—	—	—	—
Rail Services Subsidy CCR 6730(c)	—	—	—	—	—
Specialized Services CCR 6731(c)	—	—	—	—	—
Other	—	—	—	—	—
Article 8					
AMTRAK CCR 6731(a)	—	—	—	—	—
General Public CCR 6731(b)	—	—	—	—	—
Elderly and Handicapped CCR 6731(b)	—	—	—	—	—
Other	—	—	—	—	—
Other Expenditures					
Other Expenditures	—	—	—	—	—
Community Transit Services					
CCR 6730(d), 6731(d), and 6731.1	—	—	—	—	—
Total STAF Expenditures	<u>\$ 61,950</u>	<u>\$ 61,950</u>	<u>\$ —</u>	<u>\$ 61,950</u>	<u>\$ 61,950</u>

Table 6. Transportation Planning Agencies Annual Report — Fiscal Year 1999-00 — (continued)
Schedule of Expenditures by Purpose Regarding the
Local Transportation Funds and State Transit Assistance Funds

	Tahoe Regional Planning Agency — (continued)	Fresno County Council of Governments			
	Fresno				
	Total	Fresno County Council of Governments	Fresno County	City of Clovis	City of Coalinga
Local Transportation Fund Expenditures					
Administration					
County Auditor PUC 99233.1	\$ 235	\$ —	\$ —	\$ —	\$ —
TPA PUC 99233.1	13,850	—	—	—	—
Planning					
PUC 99233.2	18,150	—	—	—	—
PUC 99233.5(a)	—	—	—	—	—
PUC 99233.5(b)	—	—	—	—	—
Pedestrian and Bicycle Facilities					
PUC 99233.3, 99234	—	—	84,012	32,273	4,902
Rail Service					
PUC 99233.4, 99234.9	—	—	—	—	—
Article 4.5					
Community Transit Services					
PUC 99233.7, 99275	—	—	—	79,069	—
Article 4					
Planning PUC 99262	—	—	—	—	—
Transit PUC 99260(a)	1,078,847	—	—	580,621	—
Joint Powers Agencies PUC 99260.7	—	—	—	—	—
Railroad Corporations PUC 99260.5(a)	—	—	—	—	—
Other	—	—	—	—	—
Article 8					
Streets and Roads PUC 99400(a)	—	—	2,916,037	849,317	51,715
Pedestrians and Bicycles PUC 99400(a)	—	—	—	—	—
General Public PUC 99400(c)	—	—	—	—	—
Elderly and Handicapped PUC 99400(c)	—	—	—	—	—
Planning Contributions PUC 99402	—	622,866	—	—	—
Multimodal Terminal PUC 99400.5	—	—	—	—	—
Other	—	—	—	—	—
Total LTF Expenditures	\$ 1,111,082	\$ 622,866	\$ 3,000,049	\$ 1,541,280	\$ 56,617
State Transit Assistance Fund Expenditures					
Article 4					
Operating Costs CCR 6730(a)	\$ 123,900	\$ —	\$ —	\$ 2,836	\$ —
Capital Costs CCR 6730(b)	—	—	—	—	—
Rail Services Subsidy CCR 6730(c)	—	—	—	—	—
Specialized Services CCR 6731(c)	—	—	—	—	—
Other	—	—	—	—	—
Article 8					
AMTRAK CCR 6731(a)	—	—	—	—	—
General Public CCR 6731(b)	—	—	—	105,154	—
Elderly and Handicapped CCR 6731(b)	—	—	—	—	—
Other	—	—	—	—	—
Other Expenditures					
Other Expenditures	—	—	—	—	—
Community Transit Services					
CCR 6730(d), 6731(d), and 6731.1	—	—	—	—	—
Total STAF Expenditures	\$ 123,900	\$ —	\$ —	\$ 107,990	\$ —

Table 6. Transportation Planning Agencies Annual Report — Fiscal Year 1999-00 — (continued)
Schedule of Expenditures by Purpose Regarding the
Local Transportation Funds and State Transit Assistance Funds

Fresno County Council of Governments — (continued)					
Fresno — (continued)					
	City of Firebaugh	City of Fowler	City of Fresno	City of Huron	City of Kerman
Local Transportation Fund Expenditures					
Administration					
County Auditor PUC 99233.1	\$ —	\$ —	\$ —	\$ —	\$ —
TPA PUC 99233.1	—	—	—	—	—
Planning					
PUC 99233.2	—	—	—	—	—
PUC 99233.5(a)	—	—	—	—	—
PUC 99233.5(b)	—	—	—	—	—
Pedestrian and Bicycle Facilities					
PUC 99233.3, 99234	2,861	6,846	194,857	2,674	3,553
Rail Service					
PUC 99233.4, 99234.9	—	—	—	—	—
Article 4.5					
Community Transit Services					
PUC 99233.7, 99275	—	—	—	—	—
Article 4					
Planning PUC 99262	—	—	—	—	—
Transit PUC 99260(a)	—	—	10,364,732	—	—
Joint Powers Agencies PUC 99260.7	—	—	—	—	—
Railroad Corporations PUC 99260.5(a)	—	—	—	—	—
Other	—	—	—	—	—
Article 8					
Streets and Roads PUC 99400(a)	75,361	121,900	—	64,782	114,296
Pedestrians and Bicycles PUC 99400(a)	—	—	—	—	—
General Public PUC 99400(c)	—	—	—	—	—
Elderly and Handicapped PUC 99400(c)	—	—	—	—	—
Planning Contributions PUC 99402	—	—	—	—	—
Multimodal Terminal PUC 99400.5	—	—	—	—	—
Other	—	—	—	—	—
Total LTF Expenditures	<u>\$ 78,222</u>	<u>\$ 128,746</u>	<u>\$ 10,559,589</u>	<u>\$ 67,456</u>	<u>\$ 117,849</u>
State Transit Assistance Fund Expenditures					
Article 4					
Operating Costs CCR 6730(a)	\$ —	\$ —	\$ 167,466	\$ —	\$ —
Capital Costs CCR 6730(b)	—	—	—	—	—
Rail Services Subsidy CCR 6730(c)	—	—	—	—	—
Specialized Services CCR 6731(c)	—	—	—	—	—
Other	—	—	—	—	—
Article 8					
AMTRAK CCR 6731(a)	—	—	—	—	—
General Public CCR 6731(b)	—	—	635,093	—	—
Elderly and Handicapped CCR 6731(b)	—	—	—	—	—
Other	—	—	—	—	—
Other Expenditures					
Other Expenditures	—	—	—	—	—
Community Transit Services					
CCR 6730(d), 6731(d), and 6731.1	—	—	—	—	—
Total STAF Expenditures	<u>\$ —</u>	<u>\$ —</u>	<u>\$ 802,559</u>	<u>\$ —</u>	<u>\$ —</u>

Table 6. Transportation Planning Agencies Annual Report — Fiscal Year 1999-00 — (continued)
Schedule of Expenditures by Purpose Regarding the
Local Transportation Funds and State Transit Assistance Funds

Fresno County Council of Governments — (continued)					
Fresno — (continued)					
	City of Kingsburg	City of Mendota	City of Orange Cove	City of Parlier	City of Reedley
Local Transportation Fund Expenditures					
Administration					
County Auditor PUC 99233.1	\$ —	\$ —	\$ —	\$ —	\$ —
TPA PUC 99233.1	—	—	—	—	—
Planning					
PUC 99233.2	—	—	—	—	—
PUC 99233.5(a)	—	—	—	—	—
PUC 99233.5(b)	—	—	—	—	—
Pedestrian and Bicycle Facilities					
PUC 99233.3, 99234	4,327	3,624	3,682	5,207	9,640
Rail Service					
PUC 99233.4, 99234.9	—	—	—	—	—
Article 4.5					
Community Transit Services					
PUC 99233.7, 99275	—	—	—	—	—
Article 4					
Planning PUC 99262	—	—	—	—	—
Transit PUC 99260(a)	—	—	—	—	—
Joint Powers Agencies PUC 99260.7	—	—	—	—	—
Railroad Corporations PUC 99260.5(a)	—	—	—	—	—
Other	—	—	—	—	—
Article 8					
Streets and Roads PUC 99400(a)	67,348	113,734	104,524	185,949	330,277
Pedestrians and Bicycles PUC 99400(a)	—	—	—	—	—
General Public PUC 99400(c)	—	—	—	—	—
Elderly and Handicapped PUC 99400(c)	—	—	—	—	—
Planning Contributions PUC 99402	—	—	—	—	—
Multimodal Terminal PUC 99400.5	—	—	—	—	—
Other	—	—	—	—	—
Total LTF Expenditures	<u>\$ 71,675</u>	<u>\$ 117,358</u>	<u>\$ 108,206</u>	<u>\$ 191,156</u>	<u>\$ 339,917</u>
State Transit Assistance Fund Expenditures					
Article 4					
Operating Costs CCR 6730(a)	\$ —	\$ —	\$ —	\$ —	\$ —
Capital Costs CCR 6730(b)	—	—	—	—	—
Rail Services Subsidy CCR 6730(c)	—	—	—	—	—
Specialized Services CCR 6731(c)	—	—	—	—	—
Other	—	—	—	—	—
Article 8					
AMTRAK CCR 6731(a)	—	—	—	—	—
General Public CCR 6731(b)	—	—	—	—	—
Elderly and Handicapped CCR 6731(b)	—	—	—	—	—
Other	—	—	—	—	—
Other Expenditures					
Other Expenditures	—	—	—	—	—
Community Transit Services					
CCR 6730(d), 6731(d), and 6731.1	—	—	—	—	—
Total STAF Expenditures	<u>\$ —</u>	<u>\$ —</u>	<u>\$ —</u>	<u>\$ —</u>	<u>\$ —</u>

Table 6. Transportation Planning Agencies Annual Report — Fiscal Year 1999-00 — (continued)
Schedule of Expenditures by Purpose Regarding the
Local Transportation Funds and State Transit Assistance Funds

	Fresno County Council of Governments — (continued)				
	Fresno — (continued)				
	City of San Joaquin	City of Sanger	City of Selma	Fresno County Economic Opportunities Commission	Fresno County Rural Transit Agency
Local Transportation Fund Expenditures					
Administration					
County Auditor PUC 99233.1	\$ —	\$ —	\$ —	\$ —	\$ —
TPA PUC 99233.1	—	—	—	—	—
Planning					
PUC 99233.2	—	—	—	—	—
PUC 99233.5(a)	—	—	—	—	—
PUC 99233.5(b)	—	—	—	—	—
Pedestrian and Bicycle Facilities					
PUC 99233.3, 99234	1,454	8,842	8,655	—	—
Rail Service					
PUC 99233.4, 99234.9	—	—	—	—	—
Article 4.5					
Community Transit Services					
PUC 99233.7, 99275	—	—	—	833,213	—
Article 4					
Planning PUC 99262	—	—	—	—	—
Transit PUC 99260(a)	—	—	—	—	1,343,536
Joint Powers Agencies PUC 99260.7	—	—	—	—	—
Railroad Corporations PUC 99260.5(a)	—	—	—	—	—
Other	—	—	—	—	—
Article 8					
Streets and Roads PUC 99400(a)	40,679	250,708	122,718	—	—
Pedestrians and Bicycles PUC 99400(a)	—	—	—	—	—
General Public PUC 99400(c)	—	—	—	—	—
Elderly and Handicapped PUC 99400(c)	—	—	—	—	—
Planning Contributions PUC 99402	—	—	—	—	—
Multimodal Terminal PUC 99400.5	—	—	—	—	—
Other	—	—	—	—	—
Total LTF Expenditures	<u>\$ 42,133</u>	<u>\$ 259,550</u>	<u>\$ 131,373</u>	<u>\$ 833,213</u>	<u>\$ 1,343,536</u>
State Transit Assistance Fund Expenditures					
Article 4					
Operating Costs CCR 6730(a)	\$ —	\$ —	\$ —	\$ —	\$ 7,762
Capital Costs CCR 6730(b)	—	—	—	—	—
Rail Services Subsidy CCR 6730(c)	—	—	—	—	—
Specialized Services CCR 6731(c)	—	—	—	—	—
Other	—	—	—	—	—
Article 8					
AMTRAK CCR 6731(a)	—	—	—	—	—
General Public CCR 6731(b)	—	—	—	—	467,626
Elderly and Handicapped CCR 6731(b)	—	—	—	—	—
Other	—	—	—	—	—
Other Expenditures					
Other Expenditures	—	—	—	—	—
Community Transit Services					
CCR 6730(d), 6731(d), and 6731.1	—	—	—	—	—
Total STAF Expenditures	<u>\$ —</u>	<u>\$ —</u>	<u>\$ —</u>	<u>\$ —</u>	<u>\$ 475,388</u>

Table 6. Transportation Planning Agencies Annual Report — Fiscal Year 1999-00 — (continued)
Schedule of Expenditures by Purpose Regarding the
Local Transportation Funds and State Transit Assistance Funds

	Fresno County Council of Governments — (continued)	Glenn County Local Transportation Commission			
	Glenn				
	Total	Glenn County Local Transportation Commission	Glenn County	City of Willows	Glenn Transit Service
Local Transportation Fund Expenditures					
Administration					
County Auditor PUC 99233.1	\$ —	\$ —	\$ —	\$ —	\$ —
TPA PUC 99233.1	—	—	—	—	—
Planning					
PUC 99233.2	—	—	—	—	—
PUC 99233.5(a)	—	—	—	—	—
PUC 99233.5(b)	—	—	—	—	—
Pedestrian and Bicycle Facilities					
PUC 99233.3, 99234	377,409	—	—	—	—
Rail Service					
PUC 99233.4, 99234.9	—	—	—	—	—
Article 4.5					
Community Transit Services					
PUC 99233.7, 99275	912,282	—	—	—	—
Article 4					
Planning PUC 99262	—	—	—	—	—
Transit PUC 99260(a)	12,288,889	—	—	—	—
Joint Powers Agencies PUC 99260.7	—	—	—	—	—
Railroad Corporations PUC 99260.5(a)	—	—	—	—	—
Other	—	—	—	—	—
Article 8					
Streets and Roads PUC 99400(a)	5,409,345	—	215,000	13,008	—
Pedestrians and Bicycles PUC 99400(a)	—	—	—	—	—
General Public PUC 99400(c)	—	—	—	—	140,786
Elderly and Handicapped PUC 99400(c)	—	—	—	—	169,200
Planning Contributions PUC 99402	622,866	—	—	—	—
Multimodal Terminal PUC 99400.5	—	—	—	—	—
Other	—	—	—	—	—
Total LTF Expenditures	\$ 19,610,791	\$ —	\$ 215,000	\$ 13,008	\$ 309,986
State Transit Assistance Fund Expenditures					
Article 4					
Operating Costs CCR 6730(a)	\$ 178,064	\$ —	\$ —	\$ —	\$ —
Capital Costs CCR 6730(b)	—	—	—	—	—
Rail Services Subsidy CCR 6730(c)	—	—	—	—	—
Specialized Services CCR 6731(c)	—	—	—	—	—
Other	—	—	—	—	—
Article 8					
AMTRAK CCR 6731(a)	—	—	—	—	—
General Public CCR 6731(b)	1,207,873	—	—	—	—
Elderly and Handicapped CCR 6731(b)	—	—	49,907	—	—
Other	—	—	—	—	—
Other Expenditures					
Other Expenditures	—	—	—	—	—
Community Transit Services					
CCR 6730(d), 6731(d), and 6731.1	—	—	—	—	—
Total STAF Expenditures	\$ 1,385,937	\$ —	\$ 49,907	\$ —	\$ —

Table 6. Transportation Planning Agencies Annual Report — Fiscal Year 1999-00 — (continued)
Schedule of Expenditures by Purpose Regarding the
Local Transportation Funds and State Transit Assistance Funds

	Glenn County Local Transportation Commission — (continued)	Humboldt County Association of Governments	Humboldt County	City of Arcata	City of Blue Lake
	Total	Humboldt County Association of Governments	Humboldt County	City of Arcata	City of Blue Lake
Local Transportation Fund Expenditures					
Administration					
County Auditor PUC 99233.1	\$ —	\$ —	\$ —	\$ —	\$ —
TPA PUC 99233.1	—	115,776	—	—	—
Planning					
PUC 99233.2	—	—	—	—	—
PUC 99233.5(a)	—	—	—	—	—
PUC 99233.5(b)	—	—	—	—	—
Pedestrian and Bicycle Facilities					
PUC 99233.3, 99234	—	—	10,000	—	—
Rail Service					
PUC 99233.4, 99234.9	—	—	—	—	—
Article 4.5					
Community Transit Services					
PUC 99233.7, 99275	—	—	—	—	—
Article 4					
Planning PUC 99262	—	—	—	—	—
Transit PUC 99260(a)	—	—	727,950	336,505	—
Joint Powers Agencies PUC 99260.7	—	—	61,199	23,576	—
Railroad Corporations PUC 99260.5(a)	—	—	—	—	—
Other	—	—	—	—	—
Article 8					
Streets and Roads PUC 99400(a)	228,008	—	703,338	—	20,677
Pedestrians and Bicycles PUC 99400(a)	—	—	—	—	—
General Public PUC 99400(c)	140,786	—	—	—	1,000
Elderly and Handicapped PUC 99400(c)	169,200	—	—	—	—
Planning Contributions PUC 99402	—	—	—	—	—
Multimodal Terminal PUC 99400.5	—	—	—	—	—
Other	—	—	—	—	—
Total LTF Expenditures	<u>\$ 537,994</u>	<u>\$ 115,776</u>	<u>\$ 1,502,487</u>	<u>\$ 360,081</u>	<u>\$ 21,677</u>
State Transit Assistance Fund Expenditures					
Article 4					
Operating Costs CCR 6730(a)	\$ —	\$ —	\$ —	\$ —	\$ —
Capital Costs CCR 6730(b)	—	—	—	55,207	—
Rail Services Subsidy CCR 6730(c)	—	—	—	—	—
Specialized Services CCR 6731(c)	—	—	—	—	—
Other	—	—	—	—	—
Article 8					
AMTRAK CCR 6731(a)	—	—	—	—	—
General Public CCR 6731(b)	—	—	—	—	—
Elderly and Handicapped CCR 6731(b)	49,907	—	—	—	—
Other	—	—	—	—	—
Other Expenditures					
Other Expenditures	—	—	—	—	—
Community Transit Services					
CCR 6730(d), 6731(d), and 6731.1	—	—	—	—	—
Total STAF Expenditures	<u>\$ 49,907</u>	<u>\$ —</u>	<u>\$ —</u>	<u>\$ 55,207</u>	<u>\$ —</u>

Table 6. Transportation Planning Agencies Annual Report — Fiscal Year 1999-00 — (continued)
Schedule of Expenditures by Purpose Regarding the
Local Transportation Funds and State Transit Assistance Funds

Humboldt County
 Association of
 Governments —
 (continued)

**Humboldt —
 (continued)**
 City of Eureka

City of Ferndale

City of Fortuna

City of Rio Dell

City of Trinidad

Local Transportation Fund Expenditures

Administration

County Auditor PUC 99233.1	\$	—	\$	—	\$	—	\$	—	\$	—
TPA PUC 99233.1		—		—		—		—		—

Planning

PUC 99233.2		—		—		—		—		—
PUC 99233.5(a)		—		—		—		—		—
PUC 99233.5(b)		—		—		—		—		—

Pedestrian and Bicycle Facilities

PUC 99233.3, 99234		—		—		—		—		—
--------------------	--	---	--	---	--	---	--	---	--	---

Rail Service

PUC 99233.4, 99234.9		—		—		—		—		—
----------------------	--	---	--	---	--	---	--	---	--	---

Article 4.5

Community Transit Services

PUC 99233.7, 99275		—		—		—		—		—
--------------------	--	---	--	---	--	---	--	---	--	---

Article 4

Planning PUC 99262		—		—		—		—		—
Transit PUC 99260(a)		476,097		—		59,700		20,063		2,895
Joint Powers Agencies PUC 99260.7		131,400		—		55,000		3,000		—
Railroad Corporations PUC 99260.5(a)		—		—		—		—		—
Other		—		—		—		—		—

Article 8

Streets and Roads PUC 99400(a)		—		30,752		256,300		40,534		4,933
Pedestrians and Bicycles PUC 99400(a)		—		—		—		—		—
General Public PUC 99400(c)		—		—		—		—		—
Elderly and Handicapped PUC 99400(c)		—		—		—		—		—
Planning Contributions PUC 99402		—		—		—		—		—
Multimodal Terminal PUC 99400.5		—		—		—		—		—
Other		—		—		—		—		—

Total LTF Expenditures

	<u>\$</u>	<u>607,497</u>	<u>\$</u>	<u>30,752</u>	<u>\$</u>	<u>371,000</u>	<u>\$</u>	<u>63,597</u>	<u>\$</u>	<u>7,828</u>
--	-----------	----------------	-----------	---------------	-----------	----------------	-----------	---------------	-----------	--------------

State Transit Assistance Fund Expenditures

Article 4

Operating Costs CCR 6730(a)	\$	—	\$	—	\$	—	\$	—	\$	—
Capital Costs CCR 6730(b)		15,000		—		22,500		—		—
Rail Services Subsidy CCR 6730(c)		—		—		—		—		—
Specialized Services CCR 6731(c)		—		—		—		—		—
Other		—		—		—		—		—

Article 8

AMTRAK CCR 6731(a)		—		—		—		—		—
General Public CCR 6731(b)		—		—		—		—		—
Elderly and Handicapped CCR 6731(b)		—		—		—		—		—
Other		—		—		—		—		—

Other Expenditures

Other Expenditures		—		—		—		—		—
--------------------	--	---	--	---	--	---	--	---	--	---

Community Transit Services

CCR 6730(d), 6731(d), and 6731.1		—		—		—		—		—
----------------------------------	--	---	--	---	--	---	--	---	--	---

Total STAF Expenditures

	<u>\$</u>	<u>15,000</u>	<u>\$</u>	<u>—</u>	<u>\$</u>	<u>22,500</u>	<u>\$</u>	<u>—</u>	<u>\$</u>	<u>—</u>
--	-----------	---------------	-----------	----------	-----------	---------------	-----------	----------	-----------	----------

Table 6. Transportation Planning Agencies Annual Report — Fiscal Year 1999-00 — (continued)
Schedule of Expenditures by Purpose Regarding the
Local Transportation Funds and State Transit Assistance Funds

	Humboldt County Association of Governments — (continued)			Imperial Valley Association of Governments	
	Humboldt — (continued)			Imperial	
	Humboldt Community Access	Humboldt Transit Authority	Total	Imperial Valley Association of Governments	Imperial County
Local Transportation Fund Expenditures					
Administration					
County Auditor PUC 99233.1	\$ —	\$ —	\$ —	\$ —	\$ 11,000
TPA PUC 99233.1	—	—	115,776	—	—
Planning					
PUC 99233.2	—	—	—	—	—
PUC 99233.5(a)	—	—	—	—	—
PUC 99233.5(b)	—	—	—	—	—
Pedestrian and Bicycle Facilities					
PUC 99233.3, 99234	—	—	10,000	—	6,000
Rail Service					
PUC 99233.4, 99234.9	—	—	—	—	—
Article 4.5					
Community Transit Services					
PUC 99233.7, 99275	—	—	—	—	—
Article 4					
Planning PUC 99262	—	—	—	—	—
Transit PUC 99260(a)	—	—	1,623,210	—	—
Joint Powers Agencies PUC 99260.7	—	—	274,175	—	—
Railroad Corporations PUC 99260.5(a)	—	—	—	—	—
Other	—	—	—	—	—
Article 8					
Streets and Roads PUC 99400(a)	—	—	1,056,534	—	263,920
Pedestrians and Bicycles PUC 99400(a)	—	—	—	—	11,828
General Public PUC 99400(c)	—	—	1,000	—	179,669
Elderly and Handicapped PUC 99400(c)	—	—	—	—	74,800
Planning Contributions PUC 99402	—	—	—	—	—
Multimodal Terminal PUC 99400.5	—	—	—	—	—
Other	—	—	—	—	55,686
Total LTF Expenditures	<u>\$ —</u>	<u>\$ —</u>	<u>\$ 3,080,695</u>	<u>\$ —</u>	<u>\$ 602,903</u>
State Transit Assistance Fund Expenditures					
Article 4					
Operating Costs CCR 6730(a)	\$ —	\$ —	\$ —	\$ —	\$ 215,000
Capital Costs CCR 6730(b)	47,736	118,200	258,643	—	—
Rail Services Subsidy CCR 6730(c)	—	—	—	—	—
Specialized Services CCR 6731(c)	—	—	—	—	—
Other	—	—	—	—	—
Article 8					
AMTRAK CCR 6731(a)	—	—	—	—	—
General Public CCR 6731(b)	—	—	—	—	—
Elderly and Handicapped CCR 6731(b)	—	—	—	—	—
Other	—	—	—	—	—
Other Expenditures					
Other Expenditures	—	—	—	—	—
Community Transit Services					
CCR 6730(d), 6731(d), and 6731.1	—	—	—	—	—
Total STAF Expenditures	<u>\$ 47,736</u>	<u>\$ 118,200</u>	<u>\$ 258,643</u>	<u>\$ —</u>	<u>\$ 215,000</u>

Table 6. Transportation Planning Agencies Annual Report — Fiscal Year 1999-00 — (continued)
Schedule of Expenditures by Purpose Regarding the
Local Transportation Funds and State Transit Assistance Funds

Imperial Valley
 Association of
 Governments —
 (continued)

Imperial — (continued)

	City of Brawley	City of Calexico	City of Calipatria	City of El Centro	City of Holtville
Local Transportation Fund Expenditures					
Administration					
County Auditor PUC 99233.1	\$ —	\$ —	\$ —	\$ —	\$ —
TPA PUC 99233.1	—	—	—	—	—
Planning					
PUC 99233.2	—	—	—	—	—
PUC 99233.5(a)	—	—	—	—	—
PUC 99233.5(b)	—	—	—	—	—
Pedestrian and Bicycle Facilities					
PUC 99233.3, 99234	—	—	16,500	14,400	8,250
Rail Service					
PUC 99233.4, 99234.9	—	—	—	—	—
Article 4.5					
Community Transit Services					
PUC 99233.7, 99275	—	—	—	—	—
Article 4					
Planning PUC 99262	—	—	—	—	—
Transit PUC 99260(a)	—	—	—	—	—
Joint Powers Agencies PUC 99260.7	—	—	—	—	—
Railroad Corporations PUC 99260.5(a)	—	—	—	—	—
Other	—	—	—	—	—
Article 8					
Streets and Roads PUC 99400(a)	137,342	154,137	39,628	346,384	64,126
Pedestrians and Bicycles PUC 99400(a)	8,805	10,689	1,384	15,374	2,239
General Public PUC 99400(c)	133,764	162,384	21,020	233,550	34,015
Elderly and Handicapped PUC 99400(c)	114,837	152,000	—	93,919	—
Planning Contributions PUC 99402	—	—	—	—	—
Multimodal Terminal PUC 99400.5	—	—	—	—	—
Other	45,556	50,329	6,515	79,483	11,577
Total LTF Expenditures	\$ 440,304	\$ 529,539	\$ 85,047	\$ 783,110	\$ 120,207
State Transit Assistance Fund Expenditures					
Article 4					
Operating Costs CCR 6730(a)	\$ —	\$ —	\$ —	\$ —	\$ —
Capital Costs CCR 6730(b)	—	—	—	—	—
Rail Services Subsidy CCR 6730(c)	—	—	—	—	—
Specialized Services CCR 6731(c)	—	—	—	—	—
Other	—	—	—	—	—
Article 8					
AMTRAK CCR 6731(a)	—	—	—	—	—
General Public CCR 6731(b)	—	—	—	—	—
Elderly and Handicapped CCR 6731(b)	—	—	—	—	—
Other	—	—	—	—	—
Other Expenditures					
Other Expenditures	—	—	—	—	—
Community Transit Services					
CCR 6730(d), 6731(d), and 6731.1	—	—	—	—	—
Total STAF Expenditures	\$ —	\$ —	\$ —	\$ —	\$ —

Table 6. Transportation Planning Agencies Annual Report — Fiscal Year 1999-00 — (continued)
Schedule of Expenditures by Purpose Regarding the
Local Transportation Funds and State Transit Assistance Funds

	Imperial Valley Association of Governments — (continued)				Inyo County Local Transportation Commission
	Imperial — (continued)				Inyo
	City of Imperial	City of Westmorland	Imperial Valley Association of Governments	Total	Inyo County Local Transportation Commission
Local Transportation Fund Expenditures					
Administration					
County Auditor PUC 99233.1	\$ —	\$ —	\$ —	\$ 11,000	\$ —
TPA PUC 99233.1	—	—	25,000	25,000	—
Planning					
PUC 99233.2	—	—	—	—	—
PUC 99233.5(a)	—	—	—	—	—
PUC 99233.5(b)	—	—	—	—	—
Pedestrian and Bicycle Facilities					
PUC 99233.3, 99234	5,000	12,350	—	62,500	—
Rail Service					
PUC 99233.4, 99234.9	—	—	—	—	—
Article 4.5					
Community Transit Services					
PUC 99233.7, 99275	—	—	—	—	—
Article 4					
Planning PUC 99262	—	—	—	—	—
Transit PUC 99260(a)	—	—	—	—	—
Joint Powers Agencies PUC 99260.7	—	—	—	—	—
Railroad Corporations PUC 99260.5(a)	—	—	—	—	—
Other	—	—	—	—	—
Article 8					
Streets and Roads PUC 99400(a)	24,871	20,125	—	1,050,533	—
Pedestrians and Bicycles PUC 99400(a)	3,138	703	—	54,160	—
General Public PUC 99400(c)	47,670	10,675	—	822,747	—
Elderly and Handicapped PUC 99400(c)	65,000	—	—	500,556	—
Planning Contributions PUC 99402	—	—	—	—	—
Multimodal Terminal PUC 99400.5	—	—	—	—	—
Other	16,223	3,633	—	269,002	—
Total LTF Expenditures	\$ 161,902	\$ 47,486	\$ 25,000	\$ 2,795,498	\$ —
State Transit Assistance Fund Expenditures					
Article 4					
Operating Costs CCR 6730(a)	\$ —	\$ —	\$ —	\$ 215,000	\$ —
Capital Costs CCR 6730(b)	—	—	—	—	—
Rail Services Subsidy CCR 6730(c)	—	—	—	—	—
Specialized Services CCR 6731(c)	—	—	—	—	—
Other	—	—	—	—	—
Article 8					
AMTRAK CCR 6731(a)	—	—	—	—	—
General Public CCR 6731(b)	—	—	—	—	—
Elderly and Handicapped CCR 6731(b)	—	—	—	—	—
Other	—	—	—	—	—
Other Expenditures					
Other Expenditures	—	—	—	—	—
Community Transit Services					
CCR 6730(d), 6731(d), and 6731.1	—	—	—	—	—
Total STAF Expenditures	\$ —	\$ —	\$ —	\$ 215,000	\$ —

Table 6. Transportation Planning Agencies Annual Report — Fiscal Year 1999-00 — (continued)
Schedule of Expenditures by Purpose Regarding the
Local Transportation Funds and State Transit Assistance Funds

	Inyo County Local Transportation Commission — (continued)				Kern Council of Governments	
	Inyo — (continued)				Kern	
	Inyo County	City of Bishop	Inyo-Mono Area Agency On Aging	Total	Kern Council of Governments	
Local Transportation Fund Expenditures						
Administration						
County Auditor PUC 99233.1	\$ 2,432	\$ —	\$ —	\$ 2,432	\$ —	
TPA PUC 99233.1	—	—	—	—	157,370	
Planning						
PUC 99233.2	—	—	—	—	—	
PUC 99233.5(a)	—	—	—	—	—	
PUC 99233.5(b)	—	—	—	—	—	
Pedestrian and Bicycle Facilities						
PUC 99233.3, 99234	—	—	—	—	—	
Rail Service						
PUC 99233.4, 99234.9	—	—	—	—	—	
Article 4.5						
Community Transit Services						
PUC 99233.7, 99275	—	—	—	—	—	
Article 4						
Planning PUC 99262	—	—	—	—	208,834	
Transit PUC 99260(a)	—	—	499,377	499,377	—	
Joint Powers Agencies PUC 99260.7	—	—	—	—	—	
Railroad Corporations PUC 99260.5(a)	—	—	—	—	—	
Other	—	—	—	—	—	
Article 8						
Streets and Roads PUC 99400(a)	102,225	17,244	—	119,469	—	
Pedestrians and Bicycles PUC 99400(a)	—	—	—	—	—	
General Public PUC 99400(c)	—	—	—	—	—	
Elderly and Handicapped PUC 99400(c)	—	—	—	—	—	
Planning Contributions PUC 99402	—	—	—	—	—	
Multimodal Terminal PUC 99400.5	—	—	—	—	—	
Other	—	—	—	—	—	
Total LTF Expenditures	\$ 104,657	\$ 17,244	\$ 499,377	\$ 621,278	\$ 366,204	
State Transit Assistance Fund Expenditures						
Article 4						
Operating Costs CCR 6730(a)	\$ —	\$ —	\$ 28,975	\$ 28,975	\$ —	
Capital Costs CCR 6730(b)	—	—	—	—	—	
Rail Services Subsidy CCR 6730(c)	—	—	—	—	—	
Specialized Services CCR 6731(c)	—	—	—	—	—	
Other	—	—	—	—	—	
Article 8						
AMTRAK CCR 6731(a)	—	—	—	—	—	
General Public CCR 6731(b)	—	—	—	—	—	
Elderly and Handicapped CCR 6731(b)	—	—	—	—	—	
Other	—	—	—	—	—	
Other Expenditures						
Other Expenditures	—	—	—	—	—	
Community Transit Services						
CCR 6730(d), 6731(d), and 6731.1	—	—	—	—	—	
Total STAF Expenditures	\$ —	\$ —	\$ 28,975	\$ 28,975	\$ —	

Table 6. Transportation Planning Agencies Annual Report — Fiscal Year 1999-00 — (continued)
Schedule of Expenditures by Purpose Regarding the
Local Transportation Funds and State Transit Assistance Funds

Kern Council of
Governments —
(continued)

Kern — (continued)

	Kern County	City of Arvin	City of Bakersfield	City of California City	City of Delano
Local Transportation Fund Expenditures					
Administration					
County Auditor PUC 99233.1	\$ —	\$ —	\$ —	\$ —	\$ —
TPA PUC 99233.1	—	—	—	—	—
Planning					
PUC 99233.2	—	—	—	—	—
PUC 99233.5(a)	—	—	—	—	—
PUC 99233.5(b)	—	—	—	—	—
Pedestrian and Bicycle Facilities					
PUC 99233.3, 99234	2,400	23,750	7,033	—	47,832
Rail Service					
PUC 99233.4, 99234.9	—	—	—	—	—
Article 4.5					
Community Transit Services					
PUC 99233.7, 99275	—	—	—	—	—
Article 4					
Planning PUC 99262	—	—	—	—	—
Transit PUC 99260(a)	447,466	85,545	—	155,122	585,000
Joint Powers Agencies PUC 99260.7	—	—	—	—	—
Railroad Corporations PUC 99260.5(a)	—	—	—	—	—
Other	—	—	—	—	—
Article 8					
Streets and Roads PUC 99400(a)	644,120	162,018	—	33,248	13,838
Pedestrians and Bicycles PUC 99400(a)	—	—	—	—	—
General Public PUC 99400(c)	2,131,250	—	—	—	—
Elderly and Handicapped PUC 99400(c)	—	—	—	—	—
Planning Contributions PUC 99402	—	—	—	—	—
Multimodal Terminal PUC 99400.5	—	—	—	—	—
Other	—	—	—	—	—
Total LTF Expenditures	\$ 3,225,236	\$ 271,313	\$ 7,033	\$ 188,370	\$ 646,670
State Transit Assistance Fund Expenditures					
Article 4					
Operating Costs CCR 6730(a)	\$ 223,800	\$ 16,962	\$ —	\$ —	\$ —
Capital Costs CCR 6730(b)	—	—	—	40,600	—
Rail Services Subsidy CCR 6730(c)	—	—	—	—	—
Specialized Services CCR 6731(c)	—	—	—	—	—
Other	—	—	—	—	—
Article 8					
AMTRAK CCR 6731(a)	—	—	—	—	—
General Public CCR 6731(b)	—	—	—	—	—
Elderly and Handicapped CCR 6731(b)	—	—	—	—	—
Other	—	—	—	—	—
Other Expenditures					
Other Expenditures	—	—	—	—	—
Community Transit Services					
CCR 6730(d), 6731(d), and 6731.1	—	—	—	—	—
Total STAF Expenditures	\$ 223,800	\$ 16,962	\$ —	\$ 40,600	\$ —

Table 6. Transportation Planning Agencies Annual Report — Fiscal Year 1999-00 — (continued)
Schedule of Expenditures by Purpose Regarding the
Local Transportation Funds and State Transit Assistance Funds

Kern Council of
Governments —
(continued)

Kern — (continued)

	City of McFarland	City of Ridgecrest	City of Shafter	City of Taft	City of Tehachapi
Local Transportation Fund Expenditures					
Administration					
County Auditor PUC 99233.1	\$ —	\$ —	\$ —	\$ —	\$ —
TPA PUC 99233.1	—	—	—	—	—
Planning					
PUC 99233.2	—	—	—	—	—
PUC 99233.5(a)	—	—	—	—	—
PUC 99233.5(b)	—	—	—	—	—
Pedestrian and Bicycle Facilities					
PUC 99233.3, 99234	—	1,000	—	—	—
Rail Service					
PUC 99233.4, 99234.9	—	—	—	—	—
Article 4.5					
Community Transit Services					
PUC 99233.7, 99275	—	—	—	—	—
Article 4					
Planning PUC 99262	—	—	—	—	—
Transit PUC 99260(a)	45,845	601,823	111,119	66,846	44,579
Joint Powers Agencies PUC 99260.7	—	—	—	—	—
Railroad Corporations PUC 99260.5(a)	—	—	—	—	—
Other	—	—	—	—	—
Article 8					
Streets and Roads PUC 99400(a)	287,840	1,872,064	138,180	23,029	66,108
Pedestrians and Bicycles PUC 99400(a)	—	—	—	—	—
General Public PUC 99400(c)	—	—	—	—	—
Elderly and Handicapped PUC 99400(c)	—	—	—	—	—
Planning Contributions PUC 99402	—	—	—	—	—
Multimodal Terminal PUC 99400.5	—	—	—	—	—
Other	—	—	—	—	—
Total LTF Expenditures	<u>\$ 333,685</u>	<u>\$ 2,474,887</u>	<u>\$ 249,299</u>	<u>\$ 89,875</u>	<u>\$ 110,687</u>
State Transit Assistance Fund Expenditures					
Article 4					
Operating Costs CCR 6730(a)	\$ —	\$ 32,000	\$ —	\$ —	\$ 12,282
Capital Costs CCR 6730(b)	—	64,000	—	—	—
Rail Services Subsidy CCR 6730(c)	—	—	—	—	—
Specialized Services CCR 6731(c)	—	—	—	—	—
Other	—	—	—	—	—
Article 8					
AMTRAK CCR 6731(a)	—	—	—	—	—
General Public CCR 6731(b)	—	—	—	—	—
Elderly and Handicapped CCR 6731(b)	—	—	—	—	—
Other	—	—	—	—	—
Other Expenditures					
Other Expenditures	—	—	—	—	—
Community Transit Services					
CCR 6730(d), 6731(d), and 6731.1	—	—	—	—	—
Total STAF Expenditures	<u>\$ —</u>	<u>\$ 96,000</u>	<u>\$ —</u>	<u>\$ —</u>	<u>\$ 12,282</u>

Table 6. Transportation Planning Agencies Annual Report — Fiscal Year 1999-00 — (continued)
Schedule of Expenditures by Purpose Regarding the
Local Transportation Funds and State Transit Assistance Funds

Kern Council of
Governments —
(continued)

Kings County Association
of Governments

	Kern — (continued)				Kings
	City of Wasco	Bakersfield Senior Center/CTSA	Golden Empire Transit District	Total	Kings County Association of Governments
Local Transportation Fund Expenditures					
Administration					
County Auditor PUC 99233.1	\$ —	\$ —	\$ —	\$ —	\$ —
TPA PUC 99233.1	—	—	—	157,370	6,444
Planning					
PUC 99233.2	—	—	—	—	—
PUC 99233.5(a)	—	—	—	—	—
PUC 99233.5(b)	—	—	—	—	—
Pedestrian and Bicycle Facilities					
PUC 99233.3, 99234	874	—	—	82,889	—
Rail Service					
PUC 99233.4, 99234.9	—	—	—	—	—
Article 4.5					
Community Transit Services					
PUC 99233.7, 99275	—	450,009	—	450,009	—
Article 4					
Planning PUC 99262	—	—	—	208,834	—
Transit PUC 99260(a)	65,879	—	8,433,287	10,642,511	—
Joint Powers Agencies PUC 99260.7	—	—	—	—	—
Railroad Corporations PUC 99260.5(a)	—	—	—	—	—
Other	—	—	—	—	—
Article 8					
Streets and Roads PUC 99400(a)	481,466	—	—	3,721,911	—
Pedestrians and Bicycles PUC 99400(a)	—	—	—	—	—
General Public PUC 99400(c)	—	—	—	2,131,250	—
Elderly and Handicapped PUC 99400(c)	—	—	—	—	—
Planning Contributions PUC 99402	—	—	—	—	77,952
Multimodal Terminal PUC 99400.5	—	—	—	—	—
Other	—	—	—	—	—
Total LTF Expenditures	<u>\$ 548,219</u>	<u>\$ 450,009</u>	<u>\$ 8,433,287</u>	<u>\$ 17,394,774</u>	<u>\$ 84,396</u>
State Transit Assistance Fund Expenditures					
Article 4					
Operating Costs CCR 6730(a)	\$ —	\$ —	\$ 906,196	\$ 1,191,240	\$ —
Capital Costs CCR 6730(b)	30,893	—	—	135,493	—
Rail Services Subsidy CCR 6730(c)	—	—	—	—	—
Specialized Services CCR 6731(c)	—	—	—	—	—
Other	—	—	—	—	—
Article 8					
AMTRAK CCR 6731(a)	—	—	—	—	—
General Public CCR 6731(b)	—	—	—	—	—
Elderly and Handicapped CCR 6731(b)	—	—	—	—	—
Other	—	—	—	—	—
Other Expenditures					
Other Expenditures	—	—	—	—	—
Community Transit Services					
CCR 6730(d), 6731(d), and 6731.1	—	—	—	—	—
Total STAF Expenditures	<u>\$ 30,893</u>	<u>\$ —</u>	<u>\$ 906,196</u>	<u>\$ 1,326,733</u>	<u>\$ —</u>

Table 6. Transportation Planning Agencies Annual Report — Fiscal Year 1999-00 — (continued)
Schedule of Expenditures by Purpose Regarding the
Local Transportation Funds and State Transit Assistance Funds

Kings County
 Association of
 Governments —
 (continued)

Kings — (continued)

	Kings County	City of Avenal	City of Corcoran	City of Hanford	City of Lemoore
Local Transportation Fund Expenditures					
Administration					
County Auditor PUC 99233.1	\$ —	\$ —	\$ —	\$ —	\$ —
TPA PUC 99233.1	—	—	—	—	—
Planning					
PUC 99233.2	—	—	—	—	—
PUC 99233.5(a)	—	—	—	—	—
PUC 99233.5(b)	—	—	—	—	—
Pedestrian and Bicycle Facilities					
PUC 99233.3, 99234	—	—	—	—	—
Rail Service					
PUC 99233.4, 99234.9	—	—	—	—	—
Article 4.5					
Community Transit Services					
PUC 99233.7, 99275	—	—	—	—	—
Article 4					
Planning PUC 99262	—	—	—	—	—
Transit PUC 99260(a)	—	—	132,080	—	—
Joint Powers Agencies PUC 99260.7	—	—	—	—	—
Railroad Corporations PUC 99260.5(a)	—	—	—	—	—
Other	—	—	—	—	—
Article 8					
Streets and Roads PUC 99400(a)	292,305	131,963	86,883	231,683	152,029
Pedestrians and Bicycles PUC 99400(a)	—	—	—	—	—
General Public PUC 99400(c)	—	—	4,390	—	—
Elderly and Handicapped PUC 99400(c)	—	—	—	—	—
Planning Contributions PUC 99402	—	—	—	—	—
Multimodal Terminal PUC 99400.5	—	—	—	—	—
Other	—	—	97,710	—	—
Total LTF Expenditures	\$ 292,305	\$ 131,963	\$ 321,063	\$ 231,683	\$ 152,029
State Transit Assistance Fund Expenditures					
Article 4					
Operating Costs CCR 6730(a)	\$ —	\$ —	\$ 32,000	\$ —	\$ —
Capital Costs CCR 6730(b)	—	—	—	—	—
Rail Services Subsidy CCR 6730(c)	—	—	—	—	—
Specialized Services CCR 6731(c)	—	—	—	—	—
Other	—	—	—	—	—
Article 8					
AMTRAK CCR 6731(a)	—	—	—	—	—
General Public CCR 6731(b)	—	—	—	—	—
Elderly and Handicapped CCR 6731(b)	—	—	—	—	—
Other	—	—	—	—	—
Other Expenditures					
Other Expenditures	—	—	—	—	—
Community Transit Services					
CCR 6730(d), 6731(d), and 6731.1	—	—	—	—	—
Total STAF Expenditures	\$ —	\$ —	\$ 32,000	\$ —	\$ —

Table 6. Transportation Planning Agencies Annual Report — Fiscal Year 1999-00 — (continued)
Schedule of Expenditures by Purpose Regarding the
Local Transportation Funds and State Transit Assistance Funds

	Kings County Association of Governments — (continued)			Lake County/City Council of Governments		
	Kings — (continued)			Lake		
	Kings County Area Public Transit Agency	Kings County Association of Governments	Total	Lake County/City Council of Governments	Lake County	
Local Transportation Fund Expenditures						
Administration						
County Auditor PUC 99233.1	\$ —	\$ —	\$ —	\$ —	\$ —	\$ —
TPA PUC 99233.1	—	—	6,444	39,000	—	—
Planning						
PUC 99233.2	—	—	—	—	—	—
PUC 99233.5(a)	—	—	—	—	—	—
PUC 99233.5(b)	—	—	—	—	—	—
Pedestrian and Bicycle Facilities						
PUC 99233.3, 99234	—	—	—	22,850	—	—
Rail Service						
PUC 99233.4, 99234.9	—	—	—	—	—	—
Article 4.5						
Community Transit Services						
PUC 99233.7, 99275	—	—	—	—	—	—
Article 4						
Planning PUC 99262	—	—	—	—	—	—
Transit PUC 99260(a)	841,392	—	973,472	—	—	—
Joint Powers Agencies PUC 99260.7	—	—	—	—	—	—
Railroad Corporations PUC 99260.5(a)	—	—	—	—	—	—
Other	—	—	—	—	—	—
Article 8						
Streets and Roads PUC 99400(a)	—	—	894,863	—	—	—
Pedestrians and Bicycles PUC 99400(a)	—	—	—	—	—	—
General Public PUC 99400(c)	—	—	4,390	122,300	—	—
Elderly and Handicapped PUC 99400(c)	—	—	—	—	—	—
Planning Contributions PUC 99402	—	14,100	92,052	—	—	—
Multimodal Terminal PUC 99400.5	—	—	—	—	—	—
Other	—	—	97,710	—	—	—
Total LTF Expenditures	\$ 841,392	\$ 14,100	\$ 2,068,931	\$ 184,150	\$ —	\$ —
State Transit Assistance Fund Expenditures						
Article 4						
Operating Costs CCR 6730(a)	\$ 168,215	\$ —	\$ 200,215	\$ —	\$ —	\$ —
Capital Costs CCR 6730(b)	—	—	—	—	—	—
Rail Services Subsidy CCR 6730(c)	—	—	—	—	—	—
Specialized Services CCR 6731(c)	—	—	—	—	—	—
Other	—	—	—	—	—	—
Article 8						
AMTRAK CCR 6731(a)	—	—	—	—	—	—
General Public CCR 6731(b)	—	—	—	—	—	—
Elderly and Handicapped CCR 6731(b)	—	—	—	—	—	—
Other	—	—	—	—	—	—
Other Expenditures						
Other Expenditures	—	—	—	—	—	—
Community Transit Services						
CCR 6730(d), 6731(d), and 6731.1	—	—	—	—	—	—
Total STAF Expenditures	\$ 168,215	\$ —	\$ 200,215	\$ —	\$ —	\$ —

Table 6. Transportation Planning Agencies Annual Report — Fiscal Year 1999-00 — (continued)
Schedule of Expenditures by Purpose Regarding the
Local Transportation Funds and State Transit Assistance Funds

	Lake County/City Council of Governments — (continued)		Lassen County Local Transportation Commission		
	Lake — (continued)		Lassen		
	Lake Transit Authority	Total	Lassen County Local Transportation Commission	Lassen County	City of Susanville
Local Transportation Fund Expenditures					
Administration					
County Auditor PUC 99233.1	\$ —	\$ —	\$ —	\$ —	\$ —
TPA PUC 99233.1	—	39,000	55,460	—	—
Planning					
PUC 99233.2	—	—	—	—	—
PUC 99233.5(a)	—	—	—	—	—
PUC 99233.5(b)	—	—	—	—	—
Pedestrian and Bicycle Facilities					
PUC 99233.3, 99234	—	22,850	—	—	—
Rail Service					
PUC 99233.4, 99234.9	—	—	—	—	—
Article 4.5					
Community Transit Services					
PUC 99233.7, 99275	—	—	—	—	—
Article 4					
Planning PUC 99262	500,000	500,000	—	—	—
Transit PUC 99260(a)	—	—	—	—	—
Joint Powers Agencies PUC 99260.7	—	—	—	—	—
Railroad Corporations PUC 99260.5(a)	—	—	—	—	—
Other	—	—	—	—	—
Article 8					
Streets and Roads PUC 99400(a)	—	—	—	25,000	55,000
Pedestrians and Bicycles PUC 99400(a)	—	—	—	—	—
General Public PUC 99400(c)	—	122,300	—	341,430	—
Elderly and Handicapped PUC 99400(c)	—	—	—	71,000	—
Planning Contributions PUC 99402	—	—	—	—	—
Multimodal Terminal PUC 99400.5	—	—	—	—	—
Other	—	—	—	—	—
Total LTF Expenditures	<u>\$ 500,000</u>	<u>\$ 684,150</u>	<u>\$ 55,460</u>	<u>\$ 437,430</u>	<u>\$ 55,000</u>
State Transit Assistance Fund Expenditures					
Article 4					
Operating Costs CCR 6730(a)	\$ —	\$ —	\$ —	\$ —	\$ —
Capital Costs CCR 6730(b)	—	—	—	—	—
Rail Services Subsidy CCR 6730(c)	—	—	—	—	—
Specialized Services CCR 6731(c)	—	—	—	—	—
Other	—	—	—	—	—
Article 8					
AMTRAK CCR 6731(a)	—	—	—	—	—
General Public CCR 6731(b)	—	—	—	40,393	—
Elderly and Handicapped CCR 6731(b)	—	—	—	—	—
Other	—	—	—	—	—
Other Expenditures					
Other Expenditures	120,000	120,000	—	—	—
Community Transit Services					
CCR 6730(d), 6731(d), and 6731.1	—	—	—	—	—
Total STAF Expenditures	<u>\$ 120,000</u>	<u>\$ 120,000</u>	<u>\$ —</u>	<u>\$ 40,393</u>	<u>\$ —</u>

Table 6. Transportation Planning Agencies Annual Report — Fiscal Year 1999-00 — (continued)
Schedule of Expenditures by Purpose Regarding the
Local Transportation Funds and State Transit Assistance Funds

	Lassen County Local Transportation Commission — (continued)	Los Angeles County Metropolitan Transportation Authority			
	Los Angeles				
	Total	Los Angeles County Metropolitan Transportation Authority	Los Angeles County	City of Alhambra	City of Arcadia
Local Transportation Fund Expenditures					
Administration					
County Auditor PUC 99233.1	\$ —	\$ —	\$ 67,000	\$ —	\$ —
TPA PUC 99233.1	55,460	6,320,870	—	—	—
Planning					
PUC 99233.2	—	—	—	—	—
PUC 99233.5(a)	—	—	—	—	—
PUC 99233.5(b)	—	—	—	—	—
Pedestrian and Bicycle Facilities					
PUC 99233.3, 99234	—	—	—	64,197	21,843
Rail Service					
PUC 99233.4, 99234.9	—	—	—	—	—
Article 4.5					
Community Transit Services					
PUC 99233.7, 99275	—	—	—	—	—
Article 4					
Planning PUC 99262	—	—	—	—	—
Transit PUC 99260(a)	—	—	—	—	292,746
Joint Powers Agencies PUC 99260.7	—	—	—	—	—
Railroad Corporations PUC 99260.5(a)	—	—	—	—	—
Other	—	—	—	—	—
Article 8					
Streets and Roads PUC 99400(a)	80,000	—	2,957,626	—	—
Pedestrians and Bicycles PUC 99400(a)	—	—	—	—	—
General Public PUC 99400(c)	341,430	—	—	—	—
Elderly and Handicapped PUC 99400(c)	71,000	—	—	—	—
Planning Contributions PUC 99402	—	—	—	—	—
Multimodal Terminal PUC 99400.5	—	—	—	—	—
Other	—	—	—	—	—
Total LTF Expenditures	\$ 547,890	\$ 6,320,870	\$ 3,024,626	\$ 64,197	\$ 314,589
State Transit Assistance Fund Expenditures					
Article 4					
Operating Costs CCR 6730(a)	\$ —	\$ —	\$ —	\$ —	\$ —
Capital Costs CCR 6730(b)	—	—	—	—	35,685
Rail Services Subsidy CCR 6730(c)	—	—	—	—	—
Specialized Services CCR 6731(c)	—	—	—	—	—
Other	—	—	—	—	—
Article 8					
AMTRAK CCR 6731(a)	—	—	—	—	—
General Public CCR 6731(b)	40,393	—	—	—	—
Elderly and Handicapped CCR 6731(b)	—	—	—	—	—
Other	—	—	—	—	—
Other Expenditures					
Other Expenditures	—	—	—	—	—
Community Transit Services					
CCR 6730(d), 6731(d), and 6731.1	—	—	—	—	—
Total STAF Expenditures	\$ 40,393	\$ —	\$ —	\$ —	\$ 35,685

Table 6. Transportation Planning Agencies Annual Report — Fiscal Year 1999-00 — (continued)
Schedule of Expenditures by Purpose Regarding the
Local Transportation Funds and State Transit Assistance Funds

Los Angeles County
 Metropolitan
 Transportation
 Authority — (continued)

**Los Angeles —
 (continued)**
 City of Avalon

City of Baldwin Park

City of Bell

City of Bell Gardens

City of Bellflower

Local Transportation Fund Expenditures

Administration

County Auditor PUC 99233.1	\$	—	\$	—	\$	—	\$	—	\$	—
TPA PUC 99233.1		—		—		—		—		—

Planning

PUC 99233.2		—		—		—		—		—
PUC 99233.5(a)		—		—		—		—		—
PUC 99233.5(b)		—		—		—		—		—

Pedestrian and Bicycle Facilities

PUC 99233.3, 99234		1,244		31,288		42,910		16,014		47,915
--------------------	--	-------	--	--------	--	--------	--	--------	--	--------

Rail Service

PUC 99233.4, 99234.9		—		—		—		—		—
----------------------	--	---	--	---	--	---	--	---	--	---

Article 4.5

Community Transit Services

PUC 99233.7, 99275		—		—		—		—		—
--------------------	--	---	--	---	--	---	--	---	--	---

Article 4

Planning PUC 99262		—		—		—		—		—
Transit PUC 99260(a)		—		—		—		—		—
Joint Powers Agencies PUC 99260.7		—		—		—		—		—
Railroad Corporations PUC 99260.5(a)		—		—		—		—		—
Other		—		—		—		—		—

Article 8

Streets and Roads PUC 99400(a)		83,676		—		—		—		—
Pedestrians and Bicycles PUC 99400(a)		—		—		—		—		—
General Public PUC 99400(c)		—		—		—		—		—
Elderly and Handicapped PUC 99400(c)		—		—		—		—		—
Planning Contributions PUC 99402		—		—		—		—		—
Multimodal Terminal PUC 99400.5		—		—		—		—		—
Other		—		—		—		—		—

Total LTF Expenditures

	<u>\$</u>	<u>84,920</u>	<u>\$</u>	<u>31,288</u>	<u>\$</u>	<u>42,910</u>	<u>\$</u>	<u>16,014</u>	<u>\$</u>	<u>47,915</u>
--	-----------	---------------	-----------	---------------	-----------	---------------	-----------	---------------	-----------	---------------

State Transit Assistance Fund Expenditures

Article 4

Operating Costs CCR 6730(a)	\$	—	\$	—	\$	—	\$	—	\$	—
Capital Costs CCR 6730(b)		—		—		—		—		—
Rail Services Subsidy CCR 6730(c)		—		—		—		—		—
Specialized Services CCR 6731(c)		—		—		—		—		—
Other		—		—		—		—		—

Article 8

AMTRAK CCR 6731(a)		—		—		—		—		—
General Public CCR 6731(b)		—		—		—		—		—
Elderly and Handicapped CCR 6731(b)		—		—		—		—		—
Other		—		—		—		—		—

Other Expenditures

Other Expenditures		—		—		—		—		—
--------------------	--	---	--	---	--	---	--	---	--	---

Community Transit Services

CCR 6730(d), 6731(d), and 6731.1		—		—		—		—		—
----------------------------------	--	---	--	---	--	---	--	---	--	---

Total STAF Expenditures

	<u>\$</u>	<u>—</u>	<u>\$</u>	<u>—</u>	<u>\$</u>	<u>—</u>	<u>\$</u>	<u>—</u>	<u>\$</u>	<u>—</u>
--	-----------	----------	-----------	----------	-----------	----------	-----------	----------	-----------	----------

Table 6. Transportation Planning Agencies Annual Report — Fiscal Year 1999-00 — (continued)
Schedule of Expenditures by Purpose Regarding the
Local Transportation Funds and State Transit Assistance Funds

Los Angeles County
 Metropolitan
 Transportation
 Authority — (continued)

**Los Angeles —
 (continued)**
 City of Beverly Hills

City of Claremont

City of Commerce

City of Compton

City of Covina

Local Transportation Fund Expenditures

Administration

County Auditor PUC 99233.1	\$	—	\$	—	\$	—	\$	—	\$	—
TPA PUC 99233.1		—		—		—		—		—

Planning

PUC 99233.2		—		—		—		—		—
PUC 99233.5(a)		—		—		—		—		—
PUC 99233.5(b)		—		—		—		—		—

Pedestrian and Bicycle Facilities

PUC 99233.3, 99234		43,766		25,656		—		39,734		54,930
--------------------	--	--------	--	--------	--	---	--	--------	--	--------

Rail Service

PUC 99233.4, 99234.9		—		—		—		—		—
----------------------	--	---	--	---	--	---	--	---	--	---

Article 4.5

Community Transit Services

PUC 99233.7, 99275		—		—		—		—		—
--------------------	--	---	--	---	--	---	--	---	--	---

Article 4

Planning PUC 99262		—		—		—		—		—
Transit PUC 99260(a)		—		52,236		373,778		—		—
Joint Powers Agencies PUC 99260.7		—		—		—		—		—
Railroad Corporations PUC 99260.5(a)		—		—		—		—		—
Other		—		152,117		—		—		—

Article 8

Streets and Roads PUC 99400(a)		—		—		—		—		—
Pedestrians and Bicycles PUC 99400(a)		—		—		—		—		—
General Public PUC 99400(c)		—		—		—		—		—
Elderly and Handicapped PUC 99400(c)		—		—		—		—		—
Planning Contributions PUC 99402		—		—		—		—		—
Multimodal Terminal PUC 99400.5		—		—		—		—		—
Other		—		—		—		—		—

Total LTF Expenditures

	<u>\$</u>	<u>43,766</u>	<u>\$</u>	<u>230,009</u>	<u>\$</u>	<u>373,778</u>	<u>\$</u>	<u>39,734</u>	<u>\$</u>	<u>54,930</u>
--	-----------	---------------	-----------	----------------	-----------	----------------	-----------	---------------	-----------	---------------

State Transit Assistance Fund Expenditures

Article 4

Operating Costs CCR 6730(a)	\$	—	\$	4,239	\$	65,730	\$	—	\$	—
Capital Costs CCR 6730(b)		—		—		—		—		—
Rail Services Subsidy CCR 6730(c)		—		—		—		—		—
Specialized Services CCR 6731(c)		—		—		—		—		—
Other		—		—		—		—		—

Article 8

AMTRAK CCR 6731(a)		—		—		—		—		—
General Public CCR 6731(b)		—		—		—		—		—
Elderly and Handicapped CCR 6731(b)		—		—		—		—		—
Other		—		—		—		—		—

Other Expenditures

Other Expenditures		—		—		—		—		—
--------------------	--	---	--	---	--	---	--	---	--	---

Community Transit Services

CCR 6730(d), 6731(d), and 6731.1		—		—		—		—		—
----------------------------------	--	---	--	---	--	---	--	---	--	---

Total STAF Expenditures

	<u>\$</u>	<u>—</u>	<u>\$</u>	<u>4,239</u>	<u>\$</u>	<u>65,730</u>	<u>\$</u>	<u>—</u>	<u>\$</u>	<u>—</u>
--	-----------	----------	-----------	--------------	-----------	---------------	-----------	----------	-----------	----------

Table 6. Transportation Planning Agencies Annual Report — Fiscal Year 1999-00 — (continued)
Schedule of Expenditures by Purpose Regarding the
Local Transportation Funds and State Transit Assistance Funds

Los Angeles County
 Metropolitan
 Transportation
 Authority — (continued)

**Los Angeles —
 (continued)**
 City of Culver City

City of Diamond Bar

City of Duarte

City of El Monte

City of El Segundo

Local Transportation Fund Expenditures

Administration

County Auditor PUC 99233.1	\$	—	\$	—	\$	—	\$	—	\$	—
TPA PUC 99233.1		—		—		—		—		—

Planning

PUC 99233.2		—		—		—		—		—
PUC 99233.5(a)		—		—		—		—		—
PUC 99233.5(b)		—		—		—		—		—

Pedestrian and Bicycle Facilities

PUC 99233.3, 99234		17,288		20,417		9,361		160,000		6,823
--------------------	--	--------	--	--------	--	-------	--	---------	--	-------

Rail Service

PUC 99233.4, 99234.9		—		—		—		—		—
----------------------	--	---	--	---	--	---	--	---	--	---

Article 4.5

Community Transit Services

PUC 99233.7, 99275		—		—		—		—		—
--------------------	--	---	--	---	--	---	--	---	--	---

Article 4

Planning PUC 99262		—		—		—		—		—
Transit PUC 99260(a)		2,044,650		—		—		—		—
Joint Powers Agencies PUC 99260.7		—		—		—		—		—
Railroad Corporations PUC 99260.5(a)		—		—		—		—		—
Other		760,561		—		—		—		—

Article 8

Streets and Roads PUC 99400(a)		—		—		—		—		—
Pedestrians and Bicycles PUC 99400(a)		—		—		—		—		—
General Public PUC 99400(c)		—		—		—		—		—
Elderly and Handicapped PUC 99400(c)		—		—		—		—		—
Planning Contributions PUC 99402		—		—		—		—		—
Multimodal Terminal PUC 99400.5		—		—		—		—		—
Other		—		—		—		—		—

Total LTF Expenditures

	<u>\$</u>	<u>2,822,499</u>	<u>\$</u>	<u>20,417</u>	<u>\$</u>	<u>9,361</u>	<u>\$</u>	<u>160,000</u>	<u>\$</u>	<u>6,823</u>
--	-----------	------------------	-----------	---------------	-----------	--------------	-----------	----------------	-----------	--------------

State Transit Assistance Fund Expenditures

Article 4

Operating Costs CCR 6730(a)	\$	43,260	\$	—	\$	—	\$	—	\$	—
Capital Costs CCR 6730(b)		—		—		—		—		—
Rail Services Subsidy CCR 6730(c)		—		—		—		—		—
Specialized Services CCR 6731(c)		—		—		—		—		—
Other		—		—		—		—		—

Article 8

AMTRAK CCR 6731(a)		—		—		—		—		—
General Public CCR 6731(b)		—		—		—		—		—
Elderly and Handicapped CCR 6731(b)		—		—		—		—		—
Other		—		—		—		—		—

Other Expenditures

Other Expenditures		—		—		—		—		—
--------------------	--	---	--	---	--	---	--	---	--	---

Community Transit Services

CCR 6730(d), 6731(d), and 6731.1		—		—		—		—		—
----------------------------------	--	---	--	---	--	---	--	---	--	---

Total STAF Expenditures

	<u>\$</u>	<u>43,260</u>	<u>\$</u>	<u>—</u>	<u>\$</u>	<u>—</u>	<u>\$</u>	<u>—</u>	<u>\$</u>	<u>—</u>
--	-----------	---------------	-----------	----------	-----------	----------	-----------	----------	-----------	----------

Table 6. Transportation Planning Agencies Annual Report — Fiscal Year 1999-00 — (continued)
Schedule of Expenditures by Purpose Regarding the
Local Transportation Funds and State Transit Assistance Funds

Los Angeles County
 Metropolitan
 Transportation
 Authority — (continued)

**Los Angeles —
 (continued)**
 City of Gardena

City of Glendale

City of Glendora

City of Hawaiian
 Gardens

City of Hawthorne

Local Transportation Fund Expenditures

Administration

County Auditor PUC 99233.1	\$	—	\$	—	\$	—	\$	—	\$	—
TPA PUC 99233.1		—		—		—		—		—

Planning

PUC 99233.2		—		—		—		—		—
PUC 99233.5(a)		—		—		—		—		—
PUC 99233.5(b)		—		—		—		—		—

Pedestrian and Bicycle Facilities

PUC 99233.3, 99234		20,853		158,766		21,843		22,146		32,703
--------------------	--	--------	--	---------	--	--------	--	--------	--	--------

Rail Service

PUC 99233.4, 99234.9		—		—		—		—		—
----------------------	--	---	--	---	--	---	--	---	--	---

Article 4.5

Community Transit Services

PUC 99233.7, 99275		—		—		—		—		—
--------------------	--	---	--	---	--	---	--	---	--	---

Article 4

Planning PUC 99262		—		—		—		—		—
Transit PUC 99260(a)		2,546,724		—		—		—		—
Joint Powers Agencies PUC 99260.7		—		—		—		—		—
Railroad Corporations PUC 99260.5(a)		—		—		—		—		—
Other		—		—		—		—		—

Article 8

Streets and Roads PUC 99400(a)		—		—		—		—		—
Pedestrians and Bicycles PUC 99400(a)		—		—		—		—		—
General Public PUC 99400(c)		—		—		—		—		—
Elderly and Handicapped PUC 99400(c)		—		—		—		—		—
Planning Contributions PUC 99402		—		—		—		—		—
Multimodal Terminal PUC 99400.5		—		—		—		—		—
Other		—		—		—		—		—

Total LTF Expenditures

	\$	<u>2,567,577</u>	\$	<u>158,766</u>	\$	<u>21,843</u>	\$	<u>22,146</u>	\$	<u>32,703</u>
--	----	------------------	----	----------------	----	---------------	----	---------------	----	---------------

State Transit Assistance Fund Expenditures

Article 4

Operating Costs CCR 6730(a)	\$	261,776	\$	—	\$	—	\$	—	\$	—
Capital Costs CCR 6730(b)		—		—		—		—		—
Rail Services Subsidy CCR 6730(c)		—		—		—		—		—
Specialized Services CCR 6731(c)		—		—		—		—		—
Other		—		—		—		—		—

Article 8

AMTRAK CCR 6731(a)		—		—		—		—		—
General Public CCR 6731(b)		—		—		—		—		—
Elderly and Handicapped CCR 6731(b)		—		—		—		—		—
Other		—		—		—		—		—

Other Expenditures

Other Expenditures		—		—		—		—		—
--------------------	--	---	--	---	--	---	--	---	--	---

Community Transit Services

CCR 6730(d), 6731(d), and 6731.1		—		—		—		—		—
----------------------------------	--	---	--	---	--	---	--	---	--	---

Total STAF Expenditures

	\$	<u>261,776</u>	\$	<u>—</u>	\$	<u>—</u>	\$	<u>—</u>	\$	<u>—</u>
--	----	----------------	----	----------	----	----------	----	----------	----	----------

Table 6. Transportation Planning Agencies Annual Report — Fiscal Year 1999-00 — (continued)
Schedule of Expenditures by Purpose Regarding the
Local Transportation Funds and State Transit Assistance Funds

Los Angeles County
 Metropolitan
 Transportation
 Authority — (continued)

**Los Angeles —
 (continued)**

	City of Hermosa Beach	City of Hidden Hills	City of Inglewood	City of La Canada Flintridge	City of La Mirada
Local Transportation Fund Expenditures					
Administration					
County Auditor PUC 99233.1	\$ —	\$ —	\$ —	\$ —	\$ —
TPA PUC 99233.1	—	—	—	—	—
Planning					
PUC 99233.2	—	—	—	—	—
PUC 99233.5(a)	—	—	—	—	—
PUC 99233.5(b)	—	—	—	—	—
Pedestrian and Bicycle Facilities					
PUC 99233.3, 99234	22,742	3,598	21,000	7,366	36,853
Rail Service					
PUC 99233.4, 99234.9	—	—	—	—	—
Article 4.5					
Community Transit Services					
PUC 99233.7, 99275	—	—	—	—	—
Article 4					
Planning PUC 99262	—	—	—	—	—
Transit PUC 99260(a)	—	—	—	—	167,532
Joint Powers Agencies PUC 99260.7	—	—	—	—	—
Railroad Corporations PUC 99260.5(a)	—	—	—	—	—
Other	—	—	—	—	—
Article 8					
Streets and Roads PUC 99400(a)	—	—	—	—	—
Pedestrians and Bicycles PUC 99400(a)	—	—	—	—	—
General Public PUC 99400(c)	—	—	—	—	—
Elderly and Handicapped PUC 99400(c)	—	—	—	—	—
Planning Contributions PUC 99402	—	—	—	—	—
Multimodal Terminal PUC 99400.5	—	—	—	—	—
Other	—	—	—	—	—
Total LTF Expenditures	<u>\$ 22,742</u>	<u>\$ 3,598</u>	<u>\$ 21,000</u>	<u>\$ 7,366</u>	<u>\$ 204,385</u>
State Transit Assistance Fund Expenditures					
Article 4					
Operating Costs CCR 6730(a)	\$ —	\$ —	\$ —	\$ —	\$ 12,150
Capital Costs CCR 6730(b)	—	—	—	—	—
Rail Services Subsidy CCR 6730(c)	—	—	—	—	—
Specialized Services CCR 6731(c)	—	—	—	—	—
Other	—	—	—	—	—
Article 8					
AMTRAK CCR 6731(a)	—	—	—	—	—
General Public CCR 6731(b)	—	—	—	—	—
Elderly and Handicapped CCR 6731(b)	—	—	—	—	—
Other	—	—	—	—	—
Other Expenditures					
Other Expenditures	—	—	—	—	—
Community Transit Services					
CCR 6730(d), 6731(d), and 6731.1	—	—	—	—	—
Total STAF Expenditures	<u>\$ —</u>	<u>\$ —</u>	<u>\$ —</u>	<u>\$ —</u>	<u>\$ 12,150</u>

Table 6. Transportation Planning Agencies Annual Report — Fiscal Year 1999-00 — (continued)
Schedule of Expenditures by Purpose Regarding the
Local Transportation Funds and State Transit Assistance Funds

Los Angeles County
 Metropolitan
 Transportation
 Authority — (continued)

**Los Angeles —
 (continued)**
 City of La Puente

City of Lancaster

City of Lawndale

City of Long Beach

City of Lynwood

Local Transportation Fund Expenditures

Administration

County Auditor PUC 99233.1	\$	—	\$	—	\$	—	\$	—	\$	—
TPA PUC 99233.1		—		—		—		—		—

Planning

PUC 99233.2		—		—		—		—		—
PUC 99233.5(a)		—		—		—		—		—
PUC 99233.5(b)		—		—		—		—		—

Pedestrian and Bicycle Facilities

PUC 99233.3, 99234		17,142		52,882		22,252		—		28,084
--------------------	--	--------	--	--------	--	--------	--	---	--	--------

Rail Service

PUC 99233.4, 99234.9		—		—		—		—		—
----------------------	--	---	--	---	--	---	--	---	--	---

Article 4.5

Community Transit Services

PUC 99233.7, 99275		—		—		—		—		—
--------------------	--	---	--	---	--	---	--	---	--	---

Article 4

Planning PUC 99262		—		—		—		—		—
Transit PUC 99260(a)		—		—		—		8,881,661		—
Joint Powers Agencies PUC 99260.7		—		—		—		—		—
Railroad Corporations PUC 99260.5(a)		—		—		—		—		—
Other		—		—		—		997,843		—

Article 8

Streets and Roads PUC 99400(a)		—		3,146,077		—		—		—
Pedestrians and Bicycles PUC 99400(a)		—		—		—		—		—
General Public PUC 99400(c)		—		—		—		—		—
Elderly and Handicapped PUC 99400(c)		—		—		—		—		—
Planning Contributions PUC 99402		—		—		—		—		—
Multimodal Terminal PUC 99400.5		—		—		—		—		—
Other		—		—		—		—		—

Total LTF Expenditures

	<u>\$</u>	<u>17,142</u>	<u>\$</u>	<u>3,198,959</u>	<u>\$</u>	<u>22,252</u>	<u>\$</u>	<u>9,879,504</u>	<u>\$</u>	<u>28,084</u>
--	-----------	---------------	-----------	------------------	-----------	---------------	-----------	------------------	-----------	---------------

State Transit Assistance Fund Expenditures

Article 4

Operating Costs CCR 6730(a)	\$	—	\$	—	\$	—	\$	198,277	\$	—
Capital Costs CCR 6730(b)		—		—		—		258,604		—
Rail Services Subsidy CCR 6730(c)		—		—		—		—		—
Specialized Services CCR 6731(c)		—		—		—		—		—
Other		—		—		—		—		—

Article 8

AMTRAK CCR 6731(a)		—		—		—		—		—
General Public CCR 6731(b)		—		—		—		—		—
Elderly and Handicapped CCR 6731(b)		—		—		—		—		—
Other		—		—		—		—		—

Other Expenditures

Other Expenditures		—		—		—		—		—
--------------------	--	---	--	---	--	---	--	---	--	---

Community Transit Services

CCR 6730(d), 6731(d), and 6731.1		—		—		—		—		—
----------------------------------	--	---	--	---	--	---	--	---	--	---

Total STAF Expenditures

	<u>\$</u>	<u>—</u>	<u>\$</u>	<u>—</u>	<u>\$</u>	<u>—</u>	<u>\$</u>	<u>456,881</u>	<u>\$</u>	<u>—</u>
--	-----------	----------	-----------	----------	-----------	----------	-----------	----------------	-----------	----------

Table 6. Transportation Planning Agencies Annual Report — Fiscal Year 1999-00 — (continued)
Schedule of Expenditures by Purpose Regarding the
Local Transportation Funds and State Transit Assistance Funds

Los Angeles County
 Metropolitan
 Transportation
 Authority — (continued)

**Los Angeles —
 (continued)**
 City of Manhattan
 Beach

City of Monrovia

City of Montebello

City of Monterey Park

City of Norwalk

Local Transportation Fund Expenditures

Administration

County Auditor PUC 99233.1	\$	—	\$	—	\$	—	\$	—	\$	—
TPA PUC 99233.1		—		—		—		—		—

Planning

PUC 99233.2		—		—		—		—		—
PUC 99233.5(a)		—		—		—		—		—
PUC 99233.5(b)		—		—		—		—		—

Pedestrian and Bicycle Facilities

PUC 99233.3, 99234		48,004		18,735		26,379		23,370		24,158
--------------------	--	--------	--	--------	--	--------	--	--------	--	--------

Rail Service

PUC 99233.4, 99234.9		—		—		—		—		—
----------------------	--	---	--	---	--	---	--	---	--	---

Article 4.5

Community Transit Services

PUC 99233.7, 99275		—		—		—		—		—
--------------------	--	---	--	---	--	---	--	---	--	---

Article 4

Planning PUC 99262		—		—		—		—		—
Transit PUC 99260(a)		—		—		1,811,265		—		810,596
Joint Powers Agencies PUC 99260.7		—		—		—		—		—
Railroad Corporations PUC 99260.5(a)		—		—		—		—		—
Other		—		—		1,191,201		—		—

Article 8

Streets and Roads PUC 99400(a)		—		—		—		—		—
Pedestrians and Bicycles PUC 99400(a)		—		—		—		—		—
General Public PUC 99400(c)		—		—		—		—		—
Elderly and Handicapped PUC 99400(c)		—		—		—		—		—
Planning Contributions PUC 99402		—		—		—		—		—
Multimodal Terminal PUC 99400.5		—		—		—		—		—
Other		—		—		—		—		—

Total LTF Expenditures

	\$	<u>48,004</u>	\$	<u>18,735</u>	\$	<u>3,028,845</u>	\$	<u>23,370</u>	\$	<u>834,754</u>
--	----	---------------	----	---------------	----	------------------	----	---------------	----	----------------

State Transit Assistance Fund Expenditures

Article 4

Operating Costs CCR 6730(a)	\$	—	\$	—	\$	248,922	\$	—	\$	57,842
Capital Costs CCR 6730(b)		—		—		—		—		—
Rail Services Subsidy CCR 6730(c)		—		—		—		—		—
Specialized Services CCR 6731(c)		—		—		—		—		—
Other		—		—		—		—		—

Article 8

AMTRAK CCR 6731(a)		—		—		—		—		—
General Public CCR 6731(b)		—		—		—		—		—
Elderly and Handicapped CCR 6731(b)		—		—		—		—		—
Other		—		—		—		—		—

Other Expenditures

Other Expenditures		—		—		—		—		—
--------------------	--	---	--	---	--	---	--	---	--	---

Community Transit Services

CCR 6730(d), 6731(d), and 6731.1		—		—		—		—		—
----------------------------------	--	---	--	---	--	---	--	---	--	---

Total STAF Expenditures

	\$	<u>—</u>	\$	<u>—</u>	\$	<u>248,922</u>	\$	<u>—</u>	\$	<u>57,842</u>
--	----	----------	----	----------	----	----------------	----	----------	----	---------------

Table 6. Transportation Planning Agencies Annual Report — Fiscal Year 1999-00 — (continued)
Schedule of Expenditures by Purpose Regarding the
Local Transportation Funds and State Transit Assistance Funds

Los Angeles County
Metropolitan
Transportation
Authority — (continued)

**Los Angeles —
(continued)**
City of Palmdale

City of Palos Verdes
Estates

City of Paramount

City of Pasadena

City of Pico Rivera

Local Transportation Fund Expenditures

Administration

County Auditor PUC 99233.1 \$ — \$ — \$ — \$ — \$ —

TPA PUC 99233.1 — — — — —

Planning

PUC 99233.2 — — — — —

PUC 99233.5(a) — — — — —

PUC 99233.5(b) — — — — —

Pedestrian and Bicycle Facilities

PUC 99233.3, 99234 90,661 10,344 22,967 55,000 23,000

Rail Service

PUC 99233.4, 99234.9 — — — — —

Article 4.5

Community Transit Services

PUC 99233.7, 99275 — — — — —

Article 4

Planning PUC 99262 — — — — —

Transit PUC 99260(a) — — — — —

Joint Powers Agencies PUC 99260.7 — — — — —

Railroad Corporations PUC 99260.5(a) — — — — —

Other — — — — —

Article 8

Streets and Roads PUC 99400(a) 4,450,162 — — — —

Pedestrians and Bicycles PUC 99400(a) — — — — —

General Public PUC 99400(c) — — — — —

Elderly and Handicapped PUC 99400(c) — — — — —

Planning Contributions PUC 99402 — — — — —

Multimodal Terminal PUC 99400.5 — — — — —

Other — — — — —

Total LTF Expenditures \$ **4,540,823** \$ **10,344** \$ **22,967** \$ **55,000** \$ **23,000**

State Transit Assistance Fund Expenditures

Article 4

Operating Costs CCR 6730(a) \$ — \$ — \$ — \$ — \$ —

Capital Costs CCR 6730(b) — — — — —

Rail Services Subsidy CCR 6730(c) — — — — —

Specialized Services CCR 6731(c) — — — — —

Other — — — — —

Article 8

AMTRAK CCR 6731(a) — — — — —

General Public CCR 6731(b) — — — — —

Elderly and Handicapped CCR 6731(b) — — — — —

Other — — — — —

Other Expenditures

Other Expenditures — — — — —

Community Transit Services

CCR 6730(d), 6731(d), and 6731.1 — — — — —

Total STAF Expenditures \$ — \$ — \$ — \$ — \$ —

Table 6. Transportation Planning Agencies Annual Report — Fiscal Year 1999-00 — (continued)
Schedule of Expenditures by Purpose Regarding the
Local Transportation Funds and State Transit Assistance Funds

Los Angeles County
 Metropolitan
 Transportation
 Authority — (continued)

**Los Angeles —
 (continued)**

	City of Redondo Beach	City of Rolling Hills Estates	City of Rosemead	City of San Fernando	City of Santa Clarita
Local Transportation Fund Expenditures					
Administration					
County Auditor PUC 99233.1	\$ —	\$ —	\$ —	\$ —	\$ —
TPA PUC 99233.1	—	—	—	—	—
Planning					
PUC 99233.2	—	—	—	—	—
PUC 99233.5(a)	—	—	—	—	—
PUC 99233.5(b)	—	—	—	—	—
Pedestrian and Bicycle Facilities					
PUC 99233.3, 99234	51,582	3,495	43,158	10,048	28,571
Rail Service					
PUC 99233.4, 99234.9	—	—	—	—	—
Article 4.5					
Community Transit Services					
PUC 99233.7, 99275	—	—	—	—	—
Article 4					
Planning PUC 99262	—	—	—	—	—
Transit PUC 99260(a)	47,948	—	—	—	—
Joint Powers Agencies PUC 99260.7	—	—	—	—	—
Railroad Corporations PUC 99260.5(a)	—	—	—	—	—
Other	—	—	—	—	—
Article 8					
Streets and Roads PUC 99400(a)	—	—	—	—	3,318,885
Pedestrians and Bicycles PUC 99400(a)	—	—	—	—	—
General Public PUC 99400(c)	—	—	—	—	—
Elderly and Handicapped PUC 99400(c)	—	—	—	—	—
Planning Contributions PUC 99402	—	—	—	—	—
Multimodal Terminal PUC 99400.5	—	—	—	—	—
Other	—	—	—	—	—
Total LTF Expenditures	\$ 99,530	\$ 3,495	\$ 43,158	\$ 10,048	\$ 3,347,456
State Transit Assistance Fund Expenditures					
Article 4					
Operating Costs CCR 6730(a)	\$ 3,555	\$ —	\$ —	\$ —	\$ —
Capital Costs CCR 6730(b)	—	—	—	—	—
Rail Services Subsidy CCR 6730(c)	—	—	—	—	—
Specialized Services CCR 6731(c)	—	—	—	—	—
Other	—	—	—	—	—
Article 8					
AMTRAK CCR 6731(a)	—	—	—	—	—
General Public CCR 6731(b)	—	—	—	—	—
Elderly and Handicapped CCR 6731(b)	—	—	—	—	—
Other	—	—	—	—	—
Other Expenditures					
Other Expenditures	—	—	—	—	—
Community Transit Services					
CCR 6730(d), 6731(d), and 6731.1	—	—	—	—	—
Total STAF Expenditures	\$ 3,555	\$ —	\$ —	\$ —	\$ —

Table 6. Transportation Planning Agencies Annual Report — Fiscal Year 1999-00 — (continued)
Schedule of Expenditures by Purpose Regarding the
Local Transportation Funds and State Transit Assistance Funds

Los Angeles County
Metropolitan
Transportation
Authority — (continued)

**Los Angeles —
(continued)**
City of Santa Fe
Springs

City of Santa Monica

City of South El Monte

City of South Gate

City of Torrance

Local Transportation Fund Expenditures

Administration

County Auditor PUC 99233.1	\$	—	\$	—	\$	—	\$	—	\$	—
TPA PUC 99233.1		—		—		—		—		—

Planning

PUC 99233.2		—		—		—		—		—
PUC 99233.5(a)		—		—		—		—		—
PUC 99233.5(b)		—		—		—		—		—

Pedestrian and Bicycle Facilities

PUC 99233.3, 99234		6,305		211,904		68,051		33,060		—
--------------------	--	-------	--	---------	--	--------	--	--------	--	---

Rail Service

PUC 99233.4, 99234.9		—		—		—		—		—
----------------------	--	---	--	---	--	---	--	---	--	---

Article 4.5

Community Transit Services

PUC 99233.7, 99275		—		—		—		—		—
--------------------	--	---	--	---	--	---	--	---	--	---

Article 4

Planning PUC 99262		—		—		—		—		—
Transit PUC 99260(a)		—		9,503,140		—		—		3,572,273
Joint Powers Agencies PUC 99260.7		—		—		—		—		—
Railroad Corporations PUC 99260.5(a)		—		—		—		—		—
Other		—		7,382,100		—		—		413,738

Article 8

Streets and Roads PUC 99400(a)		—		—		—		—		—
Pedestrians and Bicycles PUC 99400(a)		—		—		—		—		—
General Public PUC 99400(c)		—		—		—		—		—
Elderly and Handicapped PUC 99400(c)		—		—		—		—		—
Planning Contributions PUC 99402		—		—		—		—		—
Multimodal Terminal PUC 99400.5		—		—		—		—		—
Other		—		—		—		—		—

Total LTF Expenditures

	<u>\$</u>	<u>6,305</u>	<u>\$</u>	<u>17,097,144</u>	<u>\$</u>	<u>68,051</u>	<u>\$</u>	<u>33,060</u>	<u>\$</u>	<u>3,986,011</u>
--	-----------	--------------	-----------	-------------------	-----------	---------------	-----------	---------------	-----------	------------------

State Transit Assistance Fund Expenditures

Article 4

Operating Costs CCR 6730(a)	\$	—	\$	—	\$	—	\$	—	\$	—
Capital Costs CCR 6730(b)		—		—		—		—		70,631
Rail Services Subsidy CCR 6730(c)		—		—		—		—		—
Specialized Services CCR 6731(c)		—		—		—		—		—
Other		—		—		—		—		—

Article 8

AMTRAK CCR 6731(a)		—		—		—		—		—
General Public CCR 6731(b)		—		—		—		—		—
Elderly and Handicapped CCR 6731(b)		—		—		—		—		—
Other		—		—		—		—		—

Other Expenditures

Other Expenditures		—		—		—		—		—
--------------------	--	---	--	---	--	---	--	---	--	---

Community Transit Services

CCR 6730(d), 6731(d), and 6731.1		—		—		—		—		—
----------------------------------	--	---	--	---	--	---	--	---	--	---

Total STAF Expenditures

	<u>\$</u>	<u>—</u>	<u>\$</u>	<u>—</u>	<u>\$</u>	<u>—</u>	<u>\$</u>	<u>—</u>	<u>\$</u>	<u>70,631</u>
--	-----------	----------	-----------	----------	-----------	----------	-----------	----------	-----------	---------------

Table 6. Transportation Planning Agencies Annual Report — Fiscal Year 1999-00 — (continued)
Schedule of Expenditures by Purpose Regarding the
Local Transportation Funds and State Transit Assistance Funds

Los Angeles County
Metropolitan
Transportation
Authority — (continued)

**Los Angeles —
(continued)**
City of West Covina

City of Whittier

Foothill Transit Zone

Los Angeles County
Metropolitan Transit
Authority

Southern California
Association of
Governments

Local Transportation Fund Expenditures

Administration

County Auditor PUC 99233.1	\$	—	\$	—	\$	—	\$	—	\$	—
TPA PUC 99233.1		—		—		—		—		—

Planning

PUC 99233.2		—		—		—		—		630,700
PUC 99233.5(a)		—		—		—		—		—
PUC 99233.5(b)		—		—		—		—		—

Pedestrian and Bicycle Facilities

PUC 99233.3, 99234		43,604		35,074		—		—		—
--------------------	--	--------	--	--------	--	---	--	---	--	---

Rail Service

PUC 99233.4, 99234.9		—		—		—		—		—
----------------------	--	---	--	---	--	---	--	---	--	---

Article 4.5

Community Transit Services

PUC 99233.7, 99275		—		—		—		—		—
--------------------	--	---	--	---	--	---	--	---	--	---

Article 4

Planning PUC 99262		—		—		—		—		—
Transit PUC 99260(a)		—		—		4,870,430		153,445,577		—
Joint Powers Agencies PUC 99260.7		—		—		—		—		—
Railroad Corporations PUC 99260.5(a)		—		—		—		—		—
Other		—		—		2,319,401		25,154,401		—

Article 8

Streets and Roads PUC 99400(a)		—		—		—		—		—
Pedestrians and Bicycles PUC 99400(a)		—		—		—		—		—
General Public PUC 99400(c)		—		—		—		—		—
Elderly and Handicapped PUC 99400(c)		—		—		—		—		—
Planning Contributions PUC 99402		—		—		—		—		—
Multimodal Terminal PUC 99400.5		—		—		—		—		—
Other		—		—		—		—		—

Total LTF Expenditures

	<u>\$</u>	<u>43,604</u>	<u>\$</u>	<u>35,074</u>	<u>\$</u>	<u>7,189,831</u>	<u>\$</u>	<u>178,599,978</u>	<u>\$</u>	<u>630,700</u>
--	-----------	---------------	-----------	---------------	-----------	------------------	-----------	--------------------	-----------	----------------

State Transit Assistance Fund Expenditures

Article 4

Operating Costs CCR 6730(a)	\$	—	\$	—	\$	767,153	\$	2,599,650	\$	—
Capital Costs CCR 6730(b)		—		—		—		3,273,506		—
Rail Services Subsidy CCR 6730(c)		—		—		—		13,930,875		—
Specialized Services CCR 6731(c)		—		—		—		—		—
Other		—		—		—		—		—

Article 8

AMTRAK CCR 6731(a)		—		—		—		—		—
General Public CCR 6731(b)		—		—		—		—		—
Elderly and Handicapped CCR 6731(b)		—		—		—		—		—
Other		—		—		—		—		—

Other Expenditures

Other Expenditures		—		—		—		—		—
--------------------	--	---	--	---	--	---	--	---	--	---

Community Transit Services

CCR 6730(d), 6731(d), and 6731.1		—		—		—		—		—
----------------------------------	--	---	--	---	--	---	--	---	--	---

Total STAF Expenditures

	<u>\$</u>	<u>—</u>	<u>\$</u>	<u>—</u>	<u>\$</u>	<u>767,153</u>	<u>\$</u>	<u>19,804,031</u>	<u>\$</u>	<u>—</u>
--	-----------	----------	-----------	----------	-----------	----------------	-----------	-------------------	-----------	----------

Table 6. Transportation Planning Agencies Annual Report — Fiscal Year 1999-00 — (continued)
Schedule of Expenditures by Purpose Regarding the
Local Transportation Funds and State Transit Assistance Funds

	Los Angeles County Metropolitan Transportation Authority — (continued)	Madera County Local Transportation Commission			
	Madera				
	Total	Madera County Local Transportation Commission	Madera County	City of Chowchilla	City of Madera
Local Transportation Fund Expenditures					
Administration					
County Auditor PUC 99233.1	\$ 67,000	\$ —	\$ —	\$ —	\$ —
TPA PUC 99233.1	6,320,870	68,000	—	—	—
Planning					
PUC 99233.2	630,700	60,000	—	—	—
PUC 99233.5(a)	—	—	—	—	—
PUC 99233.5(b)	—	—	—	—	—
Pedestrian and Bicycle Facilities					
PUC 99233.3, 99234	1,949,086	—	—	—	—
Rail Service					
PUC 99233.4, 99234.9	—	—	—	—	—
Article 4.5					
Community Transit Services					
PUC 99233.7, 99275	—	—	—	—	—
Article 4					
Planning PUC 99262	—	—	—	—	—
Transit PUC 99260(a)	188,420,556	—	—	—	—
Joint Powers Agencies PUC 99260.7	—	—	—	—	—
Railroad Corporations PUC 99260.5(a)	—	—	—	—	—
Other	38,371,362	—	—	—	—
Article 8					
Streets and Roads PUC 99400(a)	13,956,426	—	1,075,067	25,600	65,593
Pedestrians and Bicycles PUC 99400(a)	—	—	—	—	—
General Public PUC 99400(c)	—	—	84,871	—	134,874
Elderly and Handicapped PUC 99400(c)	—	—	—	—	—
Planning Contributions PUC 99402	—	—	—	10,364	—
Multimodal Terminal PUC 99400.5	—	—	—	—	—
Other	—	—	—	—	—
Total LTF Expenditures	\$ 249,716,000	\$ 128,000	\$ 1,159,938	\$ 35,964	\$ 200,467
State Transit Assistance Fund Expenditures					
Article 4					
Operating Costs CCR 6730(a)	\$ 4,262,554	\$ —	\$ —	\$ —	\$ —
Capital Costs CCR 6730(b)	3,638,426	—	—	—	—
Rail Services Subsidy CCR 6730(c)	13,930,875	—	—	—	—
Specialized Services CCR 6731(c)	—	—	—	—	—
Other	—	—	—	—	—
Article 8					
AMTRAK CCR 6731(a)	—	—	—	—	—
General Public CCR 6731(b)	—	—	101,632	—	32,142
Elderly and Handicapped CCR 6731(b)	—	—	—	—	—
Other	—	—	—	—	—
Other Expenditures					
Other Expenditures	—	—	—	—	—
Community Transit Services					
CCR 6730(d), 6731(d), and 6731.1	—	—	—	—	—
Total STAF Expenditures	\$ 21,831,855	\$ —	\$ 101,632	\$ —	\$ 32,142

Table 6. Transportation Planning Agencies Annual Report — Fiscal Year 1999-00 — (continued)
Schedule of Expenditures by Purpose Regarding the
Local Transportation Funds and State Transit Assistance Funds

	Madera County Local Transportation Commission — (continued)	Mariposa County Local Transportation Commission		Mendocino Council of Governments
		Mariposa		Mendocino
	Total	Mariposa County Local Transportation Commission	Mariposa County	Total Mendocino Council of Governments
Local Transportation Fund Expenditures				
Administration				
County Auditor PUC 99233.1	\$ —	\$ —	\$ —	\$ —
TPA PUC 99233.1	68,000	26,200	—	207,170
Planning				
PUC 99233.2	60,000	—	—	—
PUC 99233.5(a)	—	—	—	—
PUC 99233.5(b)	—	—	—	—
Pedestrian and Bicycle Facilities				
PUC 99233.3, 99234	—	—	6,000	—
Rail Service				
PUC 99233.4, 99234.9	—	—	—	—
Article 4.5				
Community Transit Services				
PUC 99233.7, 99275	—	—	15,991	—
Article 4				
Planning PUC 99262	—	—	—	—
Transit PUC 99260(a)	—	—	—	—
Joint Powers Agencies PUC 99260.7	—	—	—	—
Railroad Corporations PUC 99260.5(a)	—	—	—	—
Other	—	—	—	—
Article 8				
Streets and Roads PUC 99400(a)	1,166,260	—	274,008	—
Pedestrians and Bicycles PUC 99400(a)	—	—	—	—
General Public PUC 99400(c)	219,745	—	—	—
Elderly and Handicapped PUC 99400(c)	—	—	—	—
Planning Contributions PUC 99402	10,364	—	—	68,536
Multimodal Terminal PUC 99400.5	—	—	—	—
Other	—	—	—	—
Total LTF Expenditures	\$ 1,524,369	\$ 26,200	\$ 295,999	\$ 322,199
State Transit Assistance Fund Expenditures				
Article 4				
Operating Costs CCR 6730(a)	\$ —	\$ —	\$ 62,735	\$ 62,735
Capital Costs CCR 6730(b)	—	—	—	—
Rail Services Subsidy CCR 6730(c)	—	—	—	—
Specialized Services CCR 6731(c)	—	—	—	—
Other	—	—	—	—
Article 8				
AMTRAK CCR 6731(a)	—	—	—	—
General Public CCR 6731(b)	133,774	—	—	—
Elderly and Handicapped CCR 6731(b)	—	—	—	—
Other	—	—	—	—
Other Expenditures				
Other Expenditures	—	—	—	—
Community Transit Services				
CCR 6730(d), 6731(d), and 6731.1	—	—	—	—
Total STAF Expenditures	\$ 133,774	\$ —	\$ 62,735	\$ 62,735

Table 6. Transportation Planning Agencies Annual Report — Fiscal Year 1999-00 — (continued)
Schedule of Expenditures by Purpose Regarding the
Local Transportation Funds and State Transit Assistance Funds

	Mendocino Council of Governments — (continued)				Merced County Association of Governments
	Mendocino — (continued)				Merced
	Mendocino County	City of Willits	Mendocino Transit Authority	Total	Merced County Association of Governments
Local Transportation Fund Expenditures					
Administration					
County Auditor PUC 99233.1	\$ —	\$ —	\$ —	\$ —	\$ —
TPA PUC 99233.1	—	—	—	207,170	—
Planning					
PUC 99233.2	—	—	—	—	—
PUC 99233.5(a)	—	—	—	—	—
PUC 99233.5(b)	—	—	—	—	—
Pedestrian and Bicycle Facilities					
PUC 99233.3, 99234	—	56,170	—	56,170	—
Rail Service					
PUC 99233.4, 99234.9	—	—	—	—	—
Article 4.5					
Community Transit Services					
PUC 99233.7, 99275	—	—	—	—	—
Article 4					
Planning PUC 99262	—	—	—	—	—
Transit PUC 99260(a)	—	—	1,539,515	1,539,515	—
Joint Powers Agencies PUC 99260.7	—	—	—	—	—
Railroad Corporations PUC 99260.5(a)	—	—	—	—	—
Other	—	—	—	—	—
Article 8					
Streets and Roads PUC 99400(a)	—	—	—	—	—
Pedestrians and Bicycles PUC 99400(a)	—	—	—	—	—
General Public PUC 99400(c)	—	—	—	—	—
Elderly and Handicapped PUC 99400(c)	—	—	278,344	278,344	—
Planning Contributions PUC 99402	—	—	—	68,536	36,000
Multimodal Terminal PUC 99400.5	—	—	—	—	—
Other	—	—	—	—	—
Total LTF Expenditures	<u>\$ —</u>	<u>\$ 56,170</u>	<u>\$ 1,817,859</u>	<u>\$ 2,149,735</u>	<u>\$ 36,000</u>
State Transit Assistance Fund Expenditures					
Article 4					
Operating Costs CCR 6730(a)	\$ —	\$ —	\$ —	\$ —	\$ —
Capital Costs CCR 6730(b)	—	—	171,925	171,925	—
Rail Services Subsidy CCR 6730(c)	—	—	—	—	—
Specialized Services CCR 6731(c)	—	—	—	—	—
Other	—	—	—	—	—
Article 8					
AMTRAK CCR 6731(a)	—	—	—	—	—
General Public CCR 6731(b)	—	—	—	—	—
Elderly and Handicapped CCR 6731(b)	—	—	—	—	—
Other	—	—	—	—	—
Other Expenditures					
Other Expenditures	—	—	—	—	—
Community Transit Services					
CCR 6730(d), 6731(d), and 6731.1	—	—	—	—	—
Total STAF Expenditures	<u>\$ —</u>	<u>\$ —</u>	<u>\$ 171,925</u>	<u>\$ 171,925</u>	<u>\$ —</u>

Table 6. Transportation Planning Agencies Annual Report — Fiscal Year 1999-00 — (continued)
Schedule of Expenditures by Purpose Regarding the
Local Transportation Funds and State Transit Assistance Funds

Merced County
 Association of
 Governments —
 (continued)

Merced — (continued)

	Merced County	City of Atwater	City of Dos Palos	City of Gustine	City of Livingston
Local Transportation Fund Expenditures					
Administration					
County Auditor PUC 99233.1	\$ 2,000	\$ —	\$ —	\$ —	\$ —
TPA PUC 99233.1	—	—	—	—	—
Planning					
PUC 99233.2	—	—	—	—	—
PUC 99233.5(a)	—	—	—	—	—
PUC 99233.5(b)	—	—	—	—	—
Pedestrian and Bicycle Facilities					
PUC 99233.3, 99234	—	—	—	—	—
Rail Service					
PUC 99233.4, 99234.9	—	—	—	—	—
Article 4.5					
Community Transit Services					
PUC 99233.7, 99275	—	—	—	—	—
Article 4					
Planning PUC 99262	—	—	—	—	—
Transit PUC 99260(a)	1,696,293	—	—	—	—
Joint Powers Agencies PUC 99260.7	—	—	—	—	—
Railroad Corporations PUC 99260.5(a)	—	—	—	—	—
Other	—	—	—	—	—
Article 8					
Streets and Roads PUC 99400(a)	895,114	272,456	52,556	52,047	107,094
Pedestrians and Bicycles PUC 99400(a)	—	—	—	—	—
General Public PUC 99400(c)	—	—	—	—	—
Elderly and Handicapped PUC 99400(c)	—	—	—	—	—
Planning Contributions PUC 99402	41,450	11,375	2,311	2,186	5,506
Multimodal Terminal PUC 99400.5	—	—	—	—	—
Other	—	—	—	—	—
Total LTF Expenditures	\$ 2,634,857	\$ 283,831	\$ 54,867	\$ 54,233	\$ 112,600
State Transit Assistance Fund Expenditures					
Article 4					
Operating Costs CCR 6730(a)	\$ —	\$ —	\$ —	\$ —	\$ —
Capital Costs CCR 6730(b)	—	—	—	—	—
Rail Services Subsidy CCR 6730(c)	—	—	—	—	—
Specialized Services CCR 6731(c)	—	—	—	—	—
Other	—	—	—	—	—
Article 8					
AMTRAK CCR 6731(a)	—	—	—	—	—
General Public CCR 6731(b)	319,394	—	—	—	—
Elderly and Handicapped CCR 6731(b)	—	—	—	—	—
Other	—	—	—	—	—
Other Expenditures					
Other Expenditures	—	—	—	—	—
Community Transit Services					
CCR 6730(d), 6731(d), and 6731.1	—	—	—	—	—
Total STAF Expenditures	\$ 319,394	\$ —	\$ —	\$ —	\$ —

Table 6. Transportation Planning Agencies Annual Report — Fiscal Year 1999-00 — (continued)
Schedule of Expenditures by Purpose Regarding the
Local Transportation Funds and State Transit Assistance Funds

	Merced County Association of Governments — (continued)			Modoc County Local Transportation Commission	
	Merced — (continued)			Modoc	
	City of Los Banos	City of Merced	Total	Modoc County Local Transportation Commission	Modoc County
Local Transportation Fund Expenditures					
Administration					
County Auditor PUC 99233.1	\$ —	\$ —	\$ 2,000	\$ —	\$ —
TPA PUC 99233.1	—	—	—	83,374	—
Planning					
PUC 99233.2	—	—	—	—	—
PUC 99233.5(a)	—	—	—	—	—
PUC 99233.5(b)	—	—	—	—	—
Pedestrian and Bicycle Facilities					
PUC 99233.3, 99234	—	—	—	—	—
Rail Service					
PUC 99233.4, 99234.9	—	—	—	—	—
Article 4.5					
Community Transit Services					
PUC 99233.7, 99275	—	—	—	—	—
Article 4					
Planning PUC 99262	—	—	—	—	—
Transit PUC 99260(a)	—	—	1,696,293	—	—
Joint Powers Agencies PUC 99260.7	—	—	—	—	—
Railroad Corporations PUC 99260.5(a)	—	—	—	—	—
Other	—	—	—	—	—
Article 8					
Streets and Roads PUC 99400(a)	216,891	606,099	2,202,257	—	—
Pedestrians and Bicycles PUC 99400(a)	—	—	—	—	—
General Public PUC 99400(c)	—	—	—	—	—
Elderly and Handicapped PUC 99400(c)	—	—	—	—	—
Planning Contributions PUC 99402	11,116	32,256	142,200	—	—
Multimodal Terminal PUC 99400.5	—	—	—	—	—
Other	—	—	—	—	—
Total LTF Expenditures	<u>\$ 228,007</u>	<u>\$ 638,355</u>	<u>\$ 4,042,750</u>	<u>\$ 83,374</u>	<u>\$ —</u>
State Transit Assistance Fund Expenditures					
Article 4					
Operating Costs CCR 6730(a)	\$ —	\$ —	\$ —	\$ —	\$ —
Capital Costs CCR 6730(b)	—	—	—	—	—
Rail Services Subsidy CCR 6730(c)	—	—	—	—	—
Specialized Services CCR 6731(c)	—	—	—	—	—
Other	—	—	—	—	—
Article 8					
AMTRAK CCR 6731(a)	—	—	—	—	—
General Public CCR 6731(b)	—	—	319,394	—	—
Elderly and Handicapped CCR 6731(b)	—	—	—	—	—
Other	—	—	—	—	—
Other Expenditures					
Other Expenditures	—	—	—	—	—
Community Transit Services					
CCR 6730(d), 6731(d), and 6731.1	—	—	—	—	—
Total STAF Expenditures	<u>\$ —</u>	<u>\$ —</u>	<u>\$ 319,394</u>	<u>\$ —</u>	<u>\$ —</u>

Table 6. Transportation Planning Agencies Annual Report — Fiscal Year 1999-00 — (continued)
Schedule of Expenditures by Purpose Regarding the
Local Transportation Funds and State Transit Assistance Funds

	Modoc County Local Transportation Commission — (continued)		Mono County Local Transportation Commission		
	Modoc — (continued)		Mono		
	Modoc Transportation Agency	Total	Mono County Local Transportation Commission	Mono County	City of Mammoth Lakes
Local Transportation Fund Expenditures					
Administration					
County Auditor PUC 99233.1	\$ —	\$ —	\$ —	\$ —	\$ —
TPA PUC 99233.1	—	83,374	10,000	—	—
Planning					
PUC 99233.2	—	—	—	—	—
PUC 99233.5(a)	—	—	—	—	—
PUC 99233.5(b)	—	—	—	—	—
Pedestrian and Bicycle Facilities					
PUC 99233.3, 99234	—	—	—	—	—
Rail Service					
PUC 99233.4, 99234.9	—	—	—	—	—
Article 4.5					
Community Transit Services					
PUC 99233.7, 99275	—	—	—	—	—
Article 4					
Planning PUC 99262	—	—	—	—	—
Transit PUC 99260(a)	—	—	—	—	—
Joint Powers Agencies PUC 99260.7	—	—	—	—	—
Railroad Corporations PUC 99260.5(a)	—	—	—	—	—
Other	—	—	—	—	—
Article 8					
Streets and Roads PUC 99400(a)	—	—	—	110,399	91,850
Pedestrians and Bicycles PUC 99400(a)	—	—	—	—	—
General Public PUC 99400(c)	83,999	83,999	—	124,662	124,662
Elderly and Handicapped PUC 99400(c)	—	—	—	—	—
Planning Contributions PUC 99402	—	—	—	—	—
Multimodal Terminal PUC 99400.5	—	—	—	—	—
Other	—	—	—	—	—
Total LTF Expenditures	\$ 83,999	\$ 167,373	\$ 10,000	\$ 235,061	\$ 216,512
State Transit Assistance Fund Expenditures					
Article 4					
Operating Costs CCR 6730(a)	\$ —	\$ —	\$ —	\$ —	\$ —
Capital Costs CCR 6730(b)	—	—	—	—	—
Rail Services Subsidy CCR 6730(c)	—	—	—	—	—
Specialized Services CCR 6731(c)	—	—	—	—	—
Other	—	—	—	—	—
Article 8					
AMTRAK CCR 6731(a)	—	—	—	—	—
General Public CCR 6731(b)	15,000	15,000	—	95,459	—
Elderly and Handicapped CCR 6731(b)	—	—	—	—	—
Other	—	—	—	—	—
Other Expenditures					
Other Expenditures	—	—	—	—	—
Community Transit Services					
CCR 6730(d), 6731(d), and 6731.1	—	—	—	—	—
Total STAF Expenditures	\$ 15,000	\$ 15,000	\$ —	\$ 95,459	\$ —

Table 6. Transportation Planning Agencies Annual Report — Fiscal Year 1999-00 — (continued)
Schedule of Expenditures by Purpose Regarding the
Local Transportation Funds and State Transit Assistance Funds

	Mono County Local Transportation Commission — (continued)	Transportation Agency for Monterey County			
		Monterey			
	Total	Transportation Agency for Monterey County	Monterey County	City of Carmel-By-The-Sea	City of Del Rey Oaks
Local Transportation Fund Expenditures					
Administration					
County Auditor PUC 99233.1	\$ —	\$ —	\$ —	\$ —	\$ —
TPA PUC 99233.1	10,000	412,577	—	—	—
Planning					
PUC 99233.2	—	—	—	—	—
PUC 99233.5(a)	—	—	—	—	—
PUC 99233.5(b)	—	—	—	—	—
Pedestrian and Bicycle Facilities					
PUC 99233.3, 99234	—	—	—	18,760	—
Rail Service					
PUC 99233.4, 99234.9	—	—	—	—	—
Article 4.5					
Community Transit Services					
PUC 99233.7, 99275	—	—	—	—	—
Article 4					
Planning PUC 99262	—	—	—	—	—
Transit PUC 99260(a)	—	—	1,227,774	107,640	39,952
Joint Powers Agencies PUC 99260.7	—	—	168,664	13,696	5,084
Railroad Corporations PUC 99260.5(a)	—	—	—	—	—
Other	—	—	—	—	—
Article 8					
Streets and Roads PUC 99400(a)	202,249	—	1,552,275	—	—
Pedestrians and Bicycles PUC 99400(a)	—	—	—	—	—
General Public PUC 99400(c)	249,324	—	—	—	—
Elderly and Handicapped PUC 99400(c)	—	—	—	—	—
Planning Contributions PUC 99402	—	—	123,619	—	—
Multimodal Terminal PUC 99400.5	—	—	—	—	—
Other	—	—	—	—	—
Total LTF Expenditures	\$ 461,573	\$ 412,577	\$ 3,072,332	\$ 140,096	\$ 45,036
State Transit Assistance Fund Expenditures					
Article 4					
Operating Costs CCR 6730(a)	\$ —	\$ —	\$ —	\$ —	\$ —
Capital Costs CCR 6730(b)	—	—	—	—	—
Rail Services Subsidy CCR 6730(c)	—	—	—	—	—
Specialized Services CCR 6731(c)	—	—	—	—	—
Other	—	—	—	—	—
Article 8					
AMTRAK CCR 6731(a)	—	—	—	—	—
General Public CCR 6731(b)	95,459	—	—	—	—
Elderly and Handicapped CCR 6731(b)	—	—	—	—	—
Other	—	—	—	—	—
Other Expenditures					
Other Expenditures	—	—	—	—	—
Community Transit Services					
CCR 6730(d), 6731(d), and 6731.1	—	—	—	—	—
Total STAF Expenditures	\$ 95,459	\$ —	\$ —	\$ —	\$ —

Table 6. Transportation Planning Agencies Annual Report — Fiscal Year 1999-00 — (continued)
Schedule of Expenditures by Purpose Regarding the
Local Transportation Funds and State Transit Assistance Funds

Transportation Agency
for Monterey County —
(continued)

Monterey — (continued)

	City of Gonzales	City of Greenfield	City of King City	City of Marina	City of Monterey
Local Transportation Fund Expenditures					
Administration					
County Auditor PUC 99233.1	\$ —	\$ —	\$ —	\$ —	\$ —
TPA PUC 99233.1	—	—	—	—	—
Planning					
PUC 99233.2	—	—	—	—	—
PUC 99233.5(a)	—	—	—	—	—
PUC 99233.5(b)	—	—	—	—	—
Pedestrian and Bicycle Facilities					
PUC 99233.3, 99234	—	—	—	—	—
Rail Service					
PUC 99233.4, 99234.9	—	—	—	—	—
Article 4.5					
Community Transit Services					
PUC 99233.7, 99275	—	—	—	—	—
Article 4					
Planning PUC 99262	—	—	—	—	—
Transit PUC 99260(a)	—	24,758	—	431,702	777,976
Joint Powers Agencies PUC 99260.7	—	—	—	54,930	98,990
Railroad Corporations PUC 99260.5(a)	—	—	—	—	—
Other	—	—	—	—	—
Article 8					
Streets and Roads PUC 99400(a)	121,948	282,969	—	—	—
Pedestrians and Bicycles PUC 99400(a)	—	—	—	—	—
General Public PUC 99400(c)	—	—	—	—	—
Elderly and Handicapped PUC 99400(c)	8,318	30,822	20,777	—	—
Planning Contributions PUC 99402	2,379	3,672	3,759	—	—
Multimodal Terminal PUC 99400.5	—	—	—	—	—
Other	—	—	—	—	—
Total LTF Expenditures	<u>\$ 132,645</u>	<u>\$ 342,221</u>	<u>\$ 24,536</u>	<u>\$ 486,632</u>	<u>\$ 876,966</u>
State Transit Assistance Fund Expenditures					
Article 4					
Operating Costs CCR 6730(a)	\$ —	\$ —	\$ —	\$ —	\$ —
Capital Costs CCR 6730(b)	—	—	—	—	—
Rail Services Subsidy CCR 6730(c)	—	—	—	—	—
Specialized Services CCR 6731(c)	—	—	—	—	—
Other	—	—	—	—	—
Article 8					
AMTRAK CCR 6731(a)	—	—	—	—	—
General Public CCR 6731(b)	—	—	—	—	—
Elderly and Handicapped CCR 6731(b)	—	—	—	—	—
Other	—	—	—	—	—
Other Expenditures					
Other Expenditures	—	—	—	—	—
Community Transit Services					
CCR 6730(d), 6731(d), and 6731.1	—	—	—	—	—
Total STAF Expenditures	<u>\$ —</u>	<u>\$ —</u>	<u>\$ —</u>	<u>\$ —</u>	<u>\$ —</u>

Table 6. Transportation Planning Agencies Annual Report — Fiscal Year 1999-00 — (continued)
Schedule of Expenditures by Purpose Regarding the
Local Transportation Funds and State Transit Assistance Funds

Transportation Agency
for Monterey County —
(continued)

Monterey — (continued)

	City of Pacific Grove	City of Salinas	City of Seaside	City of Soledad	Monterey-Salinas Transit
Local Transportation Fund Expenditures					
Administration					
County Auditor PUC 99233.1	\$ —	\$ —	\$ —	\$ —	\$ —
TPA PUC 99233.1	—	—	—	—	—
Planning					
PUC 99233.2	—	—	—	—	—
PUC 99233.5(a)	—	—	—	—	—
PUC 99233.5(b)	—	—	—	—	—
Pedestrian and Bicycle Facilities					
PUC 99233.3, 99234	34,595	35,000	—	—	—
Rail Service					
PUC 99233.4, 99234.9	—	—	—	—	—
Article 4.5					
Community Transit Services					
PUC 99233.7, 99275	—	—	—	—	—
Article 4					
Planning PUC 99262	—	—	—	—	—
Transit PUC 99260(a)	410,622	3,081,727	705,404	—	—
Joint Powers Agencies PUC 99260.7	52,248	392,122	89,756	—	—
Railroad Corporations PUC 99260.5(a)	—	—	—	—	—
Other	—	—	—	—	—
Article 8					
Streets and Roads PUC 99400(a)	—	—	—	—	—
Pedestrians and Bicycles PUC 99400(a)	—	—	—	—	—
General Public PUC 99400(c)	—	—	—	—	—
Elderly and Handicapped PUC 99400(c)	—	—	—	44,231	—
Planning Contributions PUC 99402	—	—	—	8,085	—
Multimodal Terminal PUC 99400.5	—	—	—	—	—
Other	—	—	—	—	—
Total LTF Expenditures	\$ 497,465	\$ 3,508,849	\$ 795,160	\$ 52,316	\$ —
State Transit Assistance Fund Expenditures					
Article 4					
Operating Costs CCR 6730(a)	\$ —	\$ —	\$ —	\$ —	\$ —
Capital Costs CCR 6730(b)	—	—	—	—	735,435
Rail Services Subsidy CCR 6730(c)	—	—	—	—	—
Specialized Services CCR 6731(c)	—	—	—	—	64,900
Other	—	—	—	—	—
Article 8					
AMTRAK CCR 6731(a)	—	—	—	—	—
General Public CCR 6731(b)	—	—	—	—	—
Elderly and Handicapped CCR 6731(b)	—	—	—	—	—
Other	—	—	—	—	—
Other Expenditures					
Other Expenditures	—	—	—	—	—
Community Transit Services					
CCR 6730(d), 6731(d), and 6731.1	—	—	—	—	—
Total STAF Expenditures	\$ —	\$ —	\$ —	\$ —	\$ 800,335

Table 6. Transportation Planning Agencies Annual Report — Fiscal Year 1999-00 — (continued)
Schedule of Expenditures by Purpose Regarding the
Local Transportation Funds and State Transit Assistance Funds

	Transportation Agency for Monterey County — (continued)	Nevada County Local Transportation Commission	Nevada		
	Total	Nevada County Local Transportation Commission	Nevada County	City of Grass Valley	City of Nevada City
Local Transportation Fund Expenditures					
Administration					
County Auditor PUC 99233.1	\$ —	\$ —	\$ —	\$ —	\$ —
TPA PUC 99233.1	412,577	242,050	—	—	—
Planning					
PUC 99233.2	—	—	—	—	—
PUC 99233.5(a)	—	—	—	—	—
PUC 99233.5(b)	—	—	—	—	—
Pedestrian and Bicycle Facilities					
PUC 99233.3, 99234	88,355	—	—	—	—
Rail Service					
PUC 99233.4, 99234.9	—	—	—	—	—
Article 4.5					
Community Transit Services					
PUC 99233.7, 99275	—	—	—	—	—
Article 4					
Planning PUC 99262	—	—	—	—	—
Transit PUC 99260(a)	6,807,555	—	627,314	—	—
Joint Powers Agencies PUC 99260.7	875,490	—	—	—	—
Railroad Corporations PUC 99260.5(a)	—	—	—	—	—
Other	—	—	—	—	—
Article 8					
Streets and Roads PUC 99400(a)	1,957,192	—	346,658	70,000	—
Pedestrians and Bicycles PUC 99400(a)	—	—	58,258	—	—
General Public PUC 99400(c)	—	—	579,418	124,667	36,577
Elderly and Handicapped PUC 99400(c)	104,148	—	—	—	—
Planning Contributions PUC 99402	141,514	—	—	—	—
Multimodal Terminal PUC 99400.5	—	—	—	—	—
Other	—	—	—	—	—
Total LTF Expenditures	\$ 10,386,831	\$ 242,050	\$ 1,611,648	\$ 194,667	\$ 36,577
State Transit Assistance Fund Expenditures					
Article 4					
Operating Costs CCR 6730(a)	\$ —	\$ —	\$ 126,856	\$ —	\$ —
Capital Costs CCR 6730(b)	735,435	—	—	—	—
Rail Services Subsidy CCR 6730(c)	—	—	—	—	—
Specialized Services CCR 6731(c)	64,900	—	—	—	—
Other	—	—	—	—	—
Article 8					
AMTRAK CCR 6731(a)	—	—	—	—	—
General Public CCR 6731(b)	—	—	—	—	—
Elderly and Handicapped CCR 6731(b)	—	—	—	—	—
Other	—	—	—	—	—
Other Expenditures					
Other Expenditures	—	—	—	—	—
Community Transit Services					
CCR 6730(d), 6731(d), and 6731.1	—	—	—	—	—
Total STAF Expenditures	\$ 800,335	\$ —	\$ 126,856	\$ —	\$ —

Table 6. Transportation Planning Agencies Annual Report — Fiscal Year 1999-00 — (continued)
Schedule of Expenditures by Purpose Regarding the
Local Transportation Funds and State Transit Assistance Funds

	Nevada County Local Transportation Commission — (continued)		Orange County Transportation Authority		
	Nevada — (continued)		Orange		
	City of Truckee	Total	Orange County Transportation Authority	Orange County	City of Brea
Local Transportation Fund Expenditures					
Administration					
County Auditor PUC 99233.1	\$ —	\$ —	\$ —	\$ 3,083	\$ —
TPA PUC 99233.1	—	242,050	86,313	—	—
Planning					
PUC 99233.2	—	—	1,172,060	—	—
PUC 99233.5(a)	—	—	—	—	—
PUC 99233.5(b)	—	—	—	—	—
Pedestrian and Bicycle Facilities					
PUC 99233.3, 99234	—	—	—	—	—
Rail Service					
PUC 99233.4, 99234.9	—	—	—	—	—
Article 4.5					
Community Transit Services					
PUC 99233.7, 99275	—	—	—	—	40,928
Article 4					
Planning PUC 99262	—	—	—	—	—
Transit PUC 99260(a)	—	627,314	—	—	—
Joint Powers Agencies PUC 99260.7	—	—	—	—	—
Railroad Corporations PUC 99260.5(a)	—	—	—	—	—
Other	—	—	—	—	—
Article 8					
Streets and Roads PUC 99400(a)	—	416,658	—	—	—
Pedestrians and Bicycles PUC 99400(a)	—	58,258	—	—	—
General Public PUC 99400(c)	299,217	1,039,879	—	—	—
Elderly and Handicapped PUC 99400(c)	—	—	—	—	—
Planning Contributions PUC 99402	—	—	—	—	—
Multimodal Terminal PUC 99400.5	—	—	—	—	—
Other	70,000	70,000	—	6,359	—
Total LTF Expenditures	<u>\$ 369,217</u>	<u>\$ 2,454,159</u>	<u>\$ 1,258,373</u>	<u>\$ 9,442</u>	<u>\$ 40,928</u>
State Transit Assistance Fund Expenditures					
Article 4					
Operating Costs CCR 6730(a)	\$ —	\$ 126,856	\$ —	\$ —	\$ —
Capital Costs CCR 6730(b)	—	—	—	—	—
Rail Services Subsidy CCR 6730(c)	—	—	—	—	—
Specialized Services CCR 6731(c)	—	—	—	—	—
Other	—	—	—	—	—
Article 8					
AMTRAK CCR 6731(a)	—	—	—	—	—
General Public CCR 6731(b)	20,335	20,335	—	—	—
Elderly and Handicapped CCR 6731(b)	—	—	—	—	—
Other	—	—	—	—	—
Other Expenditures					
Other Expenditures	—	—	—	—	—
Community Transit Services					
CCR 6730(d), 6731(d), and 6731.1	—	—	—	—	—
Total STAF Expenditures	<u>\$ 20,335</u>	<u>\$ 147,191</u>	<u>\$ —</u>	<u>\$ —</u>	<u>\$ —</u>

Table 6. Transportation Planning Agencies Annual Report — Fiscal Year 1999-00 — (continued)
Schedule of Expenditures by Purpose Regarding the
Local Transportation Funds and State Transit Assistance Funds

Orange County
Transportation
Authority — (continued)

Orange — (continued)

	City of Costa Mesa	City of Fullerton	City of Huntington Beach	City of Irvine	City of La Habra
Local Transportation Fund Expenditures					
Administration					
County Auditor PUC 99233.1	\$ —	\$ —	\$ —	\$ —	\$ —
TPA PUC 99233.1	—	—	—	—	—
Planning					
PUC 99233.2	—	—	—	—	—
PUC 99233.5(a)	—	—	—	—	—
PUC 99233.5(b)	—	—	—	—	—
Pedestrian and Bicycle Facilities					
PUC 99233.3, 99234	43,082	20,598	220,663	9,057	69,274
Rail Service					
PUC 99233.4, 99234.9	—	—	—	—	—
Article 4.5					
Community Transit Services					
PUC 99233.7, 99275	—	—	34,859	—	—
Article 4					
Planning PUC 99262	—	—	—	—	—
Transit PUC 99260(a)	—	—	—	—	—
Joint Powers Agencies PUC 99260.7	—	—	—	—	—
Railroad Corporations PUC 99260.5(a)	—	—	—	—	—
Other	—	—	—	—	—
Article 8					
Streets and Roads PUC 99400(a)	—	—	—	—	—
Pedestrians and Bicycles PUC 99400(a)	—	—	—	—	—
General Public PUC 99400(c)	—	—	—	—	—
Elderly and Handicapped PUC 99400(c)	—	—	—	—	—
Planning Contributions PUC 99402	—	—	—	—	—
Multimodal Terminal PUC 99400.5	—	—	—	—	—
Other	—	—	—	—	—
Total LTF Expenditures	<u>\$ 43,082</u>	<u>\$ 20,598</u>	<u>\$ 255,522</u>	<u>\$ 9,057</u>	<u>\$ 69,274</u>
State Transit Assistance Fund Expenditures					
Article 4					
Operating Costs CCR 6730(a)	\$ —	\$ —	\$ —	\$ —	\$ —
Capital Costs CCR 6730(b)	—	—	—	—	—
Rail Services Subsidy CCR 6730(c)	—	—	—	—	—
Specialized Services CCR 6731(c)	—	—	—	—	—
Other	—	—	—	—	—
Article 8					
AMTRAK CCR 6731(a)	—	—	—	—	—
General Public CCR 6731(b)	—	—	—	—	—
Elderly and Handicapped CCR 6731(b)	—	—	—	—	—
Other	—	—	—	—	—
Other Expenditures					
Other Expenditures	—	—	—	—	—
Community Transit Services					
CCR 6730(d), 6731(d), and 6731.1	—	—	—	—	—
Total STAF Expenditures	<u>\$ —</u>	<u>\$ —</u>	<u>\$ —</u>	<u>\$ —</u>	<u>\$ —</u>

Table 6. Transportation Planning Agencies Annual Report — Fiscal Year 1999-00 — (continued)
Schedule of Expenditures by Purpose Regarding the
Local Transportation Funds and State Transit Assistance Funds

Orange County
Transportation
Authority — (continued)

Orange — (continued)

	City of Laguna Niguel	City of San Clemente	City of Santa Ana	City of Westminster	Laguna Beach Municipal Transit Lines
Local Transportation Fund Expenditures					
Administration					
County Auditor PUC 99233.1	\$ —	\$ —	\$ —	\$ —	\$ —
TPA PUC 99233.1	—	—	—	—	—
Planning					
PUC 99233.2	—	—	—	—	—
PUC 99233.5(a)	—	—	—	—	—
PUC 99233.5(b)	—	—	—	—	—
Pedestrian and Bicycle Facilities					
PUC 99233.3, 99234	—	53,798	174,000	80,625	—
Rail Service					
PUC 99233.4, 99234.9	—	—	—	—	—
Article 4.5					
Community Transit Services					
PUC 99233.7, 99275	8,372	22,258	—	—	—
Article 4					
Planning PUC 99262	—	—	—	—	—
Transit PUC 99260(a)	—	—	—	—	817,278
Joint Powers Agencies PUC 99260.7	—	—	—	—	—
Railroad Corporations PUC 99260.5(a)	—	—	—	—	—
Other	—	—	—	—	—
Article 8					
Streets and Roads PUC 99400(a)	—	—	—	—	—
Pedestrians and Bicycles PUC 99400(a)	—	—	—	—	—
General Public PUC 99400(c)	—	—	—	—	—
Elderly and Handicapped PUC 99400(c)	—	—	—	—	—
Planning Contributions PUC 99402	—	—	—	—	—
Multimodal Terminal PUC 99400.5	—	—	—	—	—
Other	—	—	—	—	—
Total LTF Expenditures	<u>\$ 8,372</u>	<u>\$ 76,056</u>	<u>\$ 174,000</u>	<u>\$ 80,625</u>	<u>\$ 817,278</u>
State Transit Assistance Fund Expenditures					
Article 4					
Operating Costs CCR 6730(a)	\$ —	\$ —	\$ —	\$ —	\$ —
Capital Costs CCR 6730(b)	—	—	—	—	—
Rail Services Subsidy CCR 6730(c)	—	—	—	—	—
Specialized Services CCR 6731(c)	—	—	—	—	—
Other	—	—	—	—	—
Article 8					
AMTRAK CCR 6731(a)	—	—	—	—	—
General Public CCR 6731(b)	—	—	—	—	—
Elderly and Handicapped CCR 6731(b)	—	—	—	—	—
Other	—	—	—	—	—
Other Expenditures					
Other Expenditures	—	—	—	—	—
Community Transit Services					
CCR 6730(d), 6731(d), and 6731.1	—	—	—	—	—
Total STAF Expenditures	<u>\$ —</u>	<u>\$ —</u>	<u>\$ —</u>	<u>\$ —</u>	<u>\$ —</u>

Table 6. Transportation Planning Agencies Annual Report — Fiscal Year 1999-00 — (continued)
Schedule of Expenditures by Purpose Regarding the
Local Transportation Funds and State Transit Assistance Funds

	Orange County Transportation Authority — (continued)			Placer County Local Transportation Commission		
	Orange — (continued)			Placer		
	Orange County Transit District	Southern California Association of Governments (SCAG)	Total	Placer County Local Transportation Commission	Placer County	
Local Transportation Fund Expenditures						
Administration						
County Auditor PUC 99233.1	\$ —	\$ —	\$ 3,083	\$ —	\$ 5,250	
TPA PUC 99233.1	—	—	86,313	255,000	—	
Planning						
PUC 99233.2	—	171,200	1,343,260	359,373	—	
PUC 99233.5(a)	—	—	—	—	—	
PUC 99233.5(b)	—	—	—	—	—	
Pedestrian and Bicycle Facilities						
PUC 99233.3, 99234	—	—	671,097	—	275,000	
Rail Service						
PUC 99233.4, 99234.9	—	—	—	—	—	
Article 4.5						
Community Transit Services						
PUC 99233.7, 99275	3,124,290	—	3,230,707	—	—	
Article 4						
Planning PUC 99262	—	—	—	—	—	
Transit PUC 99260(a)	60,516,516	—	61,333,794	—	1,672,911	
Joint Powers Agencies PUC 99260.7	—	—	—	—	—	
Railroad Corporations PUC 99260.5(a)	—	—	—	—	—	
Other	—	—	—	—	—	
Article 8						
Streets and Roads PUC 99400(a)	—	—	—	—	1,700,000	
Pedestrians and Bicycles PUC 99400(a)	—	—	—	—	—	
General Public PUC 99400(c)	—	—	—	—	10,000	
Elderly and Handicapped PUC 99400(c)	—	—	—	—	—	
Planning Contributions PUC 99402	—	—	—	—	—	
Multimodal Terminal PUC 99400.5	—	—	—	—	—	
Other	—	—	6,359	—	—	
Total LTF Expenditures	\$ 63,640,806	\$ 171,200	\$ 66,674,613	\$ 614,373	\$ 3,663,161	
State Transit Assistance Fund Expenditures						
Article 4						
Operating Costs CCR 6730(a)	\$ 5,980,996	\$ —	\$ 5,980,996	\$ —	\$ 127,001	
Capital Costs CCR 6730(b)	—	—	—	—	—	
Rail Services Subsidy CCR 6730(c)	—	—	—	—	—	
Specialized Services CCR 6731(c)	—	—	—	—	—	
Other	—	—	—	—	—	
Article 8						
AMTRAK CCR 6731(a)	—	—	—	—	—	
General Public CCR 6731(b)	—	—	—	—	—	
Elderly and Handicapped CCR 6731(b)	—	—	—	—	—	
Other	—	—	—	—	—	
Other Expenditures						
Other Expenditures	—	—	—	—	—	
Community Transit Services						
CCR 6730(d), 6731(d), and 6731.1	—	—	—	—	—	
Total STAF Expenditures	\$ 5,980,996	\$ —	\$ 5,980,996	\$ —	\$ 127,001	

Table 6. Transportation Planning Agencies Annual Report — Fiscal Year 1999-00 — (continued)
Schedule of Expenditures by Purpose Regarding the
Local Transportation Funds and State Transit Assistance Funds

Placer County Local
Transportation
Commission —
(continued)

Placer — (continued)

	City of Auburn	City of Colfax	City of Lincoln	City of Loomis	City of Rocklin
Local Transportation Fund Expenditures					
Administration					
County Auditor PUC 99233.1	\$ —	\$ —	\$ —	\$ —	\$ —
TPA PUC 99233.1	—	—	—	—	—
Planning					
PUC 99233.2	—	—	—	—	—
PUC 99233.5(a)	—	—	—	—	—
PUC 99233.5(b)	—	—	—	—	—
Pedestrian and Bicycle Facilities					
PUC 99233.3, 99234	—	—	—	—	—
Rail Service					
PUC 99233.4, 99234.9	—	—	—	—	—
Article 4.5					
Community Transit Services					
PUC 99233.7, 99275	—	—	—	—	—
Article 4					
Planning PUC 99262	—	—	—	—	—
Transit PUC 99260(a)	196,000	—	58,274	—	—
Joint Powers Agencies PUC 99260.7	—	—	—	—	—
Railroad Corporations PUC 99260.5(a)	—	—	—	—	—
Other	—	—	—	—	—
Article 8					
Streets and Roads PUC 99400(a)	267,804	59,881	292,249	240,442	1,227,064
Pedestrians and Bicycles PUC 99400(a)	1,872	—	—	25,000	—
General Public PUC 99400(c)	—	—	—	—	41,348
Elderly and Handicapped PUC 99400(c)	—	—	—	—	—
Planning Contributions PUC 99402	—	—	—	—	—
Multimodal Terminal PUC 99400.5	—	—	—	—	—
Other	—	—	—	—	—
Total LTF Expenditures	\$ 465,676	\$ 59,881	\$ 350,523	\$ 265,442	\$ 1,268,412
State Transit Assistance Fund Expenditures					
Article 4					
Operating Costs CCR 6730(a)	\$ —	\$ —	\$ —	\$ —	\$ —
Capital Costs CCR 6730(b)	—	—	—	—	—
Rail Services Subsidy CCR 6730(c)	—	—	—	—	—
Specialized Services CCR 6731(c)	—	—	—	—	—
Other	—	—	—	—	—
Article 8					
AMTRAK CCR 6731(a)	—	—	—	—	—
General Public CCR 6731(b)	13,971	16,742	11,490	6,987	36,890
Elderly and Handicapped CCR 6731(b)	—	—	—	—	—
Other	—	—	—	—	—
Other Expenditures					
Other Expenditures	—	—	—	—	—
Community Transit Services					
CCR 6730(d), 6731(d), and 6731.1	—	—	—	—	—
Total STAF Expenditures	\$ 13,971	\$ 16,742	\$ 11,490	\$ 6,987	\$ 36,890

Table 6. Transportation Planning Agencies Annual Report — Fiscal Year 1999-00 — (continued)
Schedule of Expenditures by Purpose Regarding the
Local Transportation Funds and State Transit Assistance Funds

	Placer County Local Transportation Commission — (continued)			Plumas County Local Transportation Commission		
	Placer — (continued)			Plumas		
	City of Roseville	Consolidated Transportation Service	Total	Plumas County Local Transportation Commission	Plumas County	
Local Transportation Fund Expenditures						
Administration						
County Auditor PUC 99233.1	\$ —	\$ —	\$ 5,250	\$ —	\$ —	
TPA PUC 99233.1	—	—	255,000	64,885	—	
Planning						
PUC 99233.2	—	—	359,373	—	—	
PUC 99233.5(a)	—	—	—	—	—	
PUC 99233.5(b)	—	—	—	—	—	
Pedestrian and Bicycle Facilities						
PUC 99233.3, 99234	—	—	275,000	—	—	
Rail Service						
PUC 99233.4, 99234.9	—	—	—	—	—	
Article 4.5						
Community Transit Services						
PUC 99233.7, 99275	—	473,123	473,123	—	—	
Article 4						
Planning PUC 99262	—	—	—	—	—	
Transit PUC 99260(a)	2,687,551	—	4,614,736	—	—	
Joint Powers Agencies PUC 99260.7	—	—	—	—	—	
Railroad Corporations PUC 99260.5(a)	—	—	—	—	—	
Other	—	—	—	—	—	
Article 8						
Streets and Roads PUC 99400(a)	176,435	—	3,963,875	—	—	
Pedestrians and Bicycles PUC 99400(a)	6,998	—	33,870	—	—	
General Public PUC 99400(c)	—	—	51,348	—	110,000	
Elderly and Handicapped PUC 99400(c)	—	—	—	—	297,445	
Planning Contributions PUC 99402	—	—	—	—	—	
Multimodal Terminal PUC 99400.5	—	—	—	—	—	
Other	—	—	—	—	—	
Total LTF Expenditures	\$ 2,870,984	\$ 473,123	\$ 10,031,575	\$ 64,885	\$ 407,445	
State Transit Assistance Fund Expenditures						
Article 4						
Operating Costs CCR 6730(a)	\$ —	\$ —	\$ 127,001	\$ —	\$ —	
Capital Costs CCR 6730(b)	—	—	—	—	—	
Rail Services Subsidy CCR 6730(c)	—	—	—	—	—	
Specialized Services CCR 6731(c)	—	—	—	—	—	
Other	—	—	—	—	—	
Article 8						
AMTRAK CCR 6731(a)	—	—	—	—	—	
General Public CCR 6731(b)	91,653	32,110	209,843	—	—	
Elderly and Handicapped CCR 6731(b)	—	—	—	—	30,000	
Other	—	—	—	—	—	
Other Expenditures						
Other Expenditures	—	—	—	—	—	
Community Transit Services						
CCR 6730(d), 6731(d), and 6731.1	—	—	—	—	—	
Total STAF Expenditures	\$ 91,653	\$ 32,110	\$ 336,844	\$ —	\$ 30,000	

Table 6. Transportation Planning Agencies Annual Report — Fiscal Year 1999-00 — (continued)
Schedule of Expenditures by Purpose Regarding the
Local Transportation Funds and State Transit Assistance Funds

	Plumas County Local Transportation Commission — (continued)		Riverside County Transportation Commission		
	Plumas — (continued)		Riverside		
	City of Portola	Total	Riverside County Transportation Commission	Riverside County	City of Banning
Local Transportation Fund Expenditures					
Administration					
County Auditor PUC 99233.1	\$ —	\$ —	\$ —	\$ 12,000	\$ —
TPA PUC 99233.1	—	64,885	375,000	—	—
Planning					
PUC 99233.2	—	—	1,180,263	—	—
PUC 99233.5(a)	—	—	—	—	—
PUC 99233.5(b)	—	—	—	—	—
Pedestrian and Bicycle Facilities					
PUC 99233.3, 99234	—	—	—	352,800	10,431
Rail Service					
PUC 99233.4, 99234.9	—	—	—	—	—
Article 4.5					
Community Transit Services					
PUC 99233.7, 99275	—	—	—	—	—
Article 4					
Planning PUC 99262	—	—	—	—	—
Transit PUC 99260(a)	—	—	4,428,967	—	480,673
Joint Powers Agencies PUC 99260.7	—	—	—	—	—
Railroad Corporations PUC 99260.5(a)	—	—	—	—	—
Other	—	—	—	—	—
Article 8					
Streets and Roads PUC 99400(a)	—	—	—	—	—
Pedestrians and Bicycles PUC 99400(a)	—	—	—	—	—
General Public PUC 99400(c)	—	110,000	—	—	—
Elderly and Handicapped PUC 99400(c)	50,358	347,803	—	—	—
Planning Contributions PUC 99402	—	—	—	—	—
Multimodal Terminal PUC 99400.5	—	—	—	—	—
Other	—	—	—	—	—
Total LTF Expenditures	<u>\$ 50,358</u>	<u>\$ 522,688</u>	<u>\$ 5,984,230</u>	<u>\$ 364,800</u>	<u>\$ 491,104</u>
State Transit Assistance Fund Expenditures					
Article 4					
Operating Costs CCR 6730(a)	\$ —	\$ —	\$ —	\$ —	\$ —
Capital Costs CCR 6730(b)	—	—	—	—	—
Rail Services Subsidy CCR 6730(c)	—	—	—	—	—
Specialized Services CCR 6731(c)	—	—	—	—	—
Other	—	—	—	—	—
Article 8					
AMTRAK CCR 6731(a)	—	—	—	—	—
General Public CCR 6731(b)	—	—	—	—	—
Elderly and Handicapped CCR 6731(b)	—	30,000	—	—	—
Other	—	—	—	—	—
Other Expenditures					
Other Expenditures	—	—	—	—	—
Community Transit Services					
CCR 6730(d), 6731(d), and 6731.1	—	—	—	—	—
Total STAF Expenditures	<u>\$ —</u>	<u>\$ 30,000</u>	<u>\$ —</u>	<u>\$ —</u>	<u>\$ —</u>

Table 6. Transportation Planning Agencies Annual Report — Fiscal Year 1999-00 — (continued)
Schedule of Expenditures by Purpose Regarding the
Local Transportation Funds and State Transit Assistance Funds

Riverside County
Transportation
Commission —
(continued)

Riverside — (continued)

	City of Beaumont	City of Blythe	City of Corona	City of Moreno Valley	City of Palm Desert
Local Transportation Fund Expenditures					
Administration					
County Auditor PUC 99233.1	\$ —	\$ —	\$ —	\$ —	\$ —
TPA PUC 99233.1	—	—	—	—	—
Planning					
PUC 99233.2	—	—	—	—	—
PUC 99233.5(a)	—	—	—	—	—
PUC 99233.5(b)	—	—	—	—	—
Pedestrian and Bicycle Facilities					
PUC 99233.3, 99234	—	—	27,208	25,905	34,035
Rail Service					
PUC 99233.4, 99234.9	—	—	—	—	—
Article 4.5					
Community Transit Services					
PUC 99233.7, 99275	—	—	—	—	—
Article 4					
Planning PUC 99262	—	—	—	—	—
Transit PUC 99260(a)	682,000	—	538,880	—	—
Joint Powers Agencies PUC 99260.7	—	—	—	—	—
Railroad Corporations PUC 99260.5(a)	—	—	—	—	—
Other	—	—	—	—	—
Article 8					
Streets and Roads PUC 99400(a)	—	—	—	—	—
Pedestrians and Bicycles PUC 99400(a)	—	—	—	—	—
General Public PUC 99400(c)	—	—	—	—	—
Elderly and Handicapped PUC 99400(c)	—	—	—	—	—
Planning Contributions PUC 99402	—	—	—	—	—
Multimodal Terminal PUC 99400.5	—	—	—	—	—
Other	—	—	—	—	—
Total LTF Expenditures	<u>\$ 682,000</u>	<u>\$ —</u>	<u>\$ 566,088</u>	<u>\$ 25,905</u>	<u>\$ 34,035</u>
State Transit Assistance Fund Expenditures					
Article 4					
Operating Costs CCR 6730(a)	\$ —	\$ —	\$ 23,000	\$ —	\$ —
Capital Costs CCR 6730(b)	—	185,000	16,000	—	—
Rail Services Subsidy CCR 6730(c)	—	—	—	—	—
Specialized Services CCR 6731(c)	—	—	—	—	—
Other	—	—	—	—	—
Article 8					
AMTRAK CCR 6731(a)	—	—	—	—	—
General Public CCR 6731(b)	—	—	—	—	—
Elderly and Handicapped CCR 6731(b)	—	—	—	—	—
Other	—	—	—	—	—
Other Expenditures					
Other Expenditures	—	—	—	—	—
Community Transit Services					
CCR 6730(d), 6731(d), and 6731.1	—	—	—	—	—
Total STAF Expenditures	<u>\$ —</u>	<u>\$ 185,000</u>	<u>\$ 39,000</u>	<u>\$ —</u>	<u>\$ —</u>

Table 6. Transportation Planning Agencies Annual Report — Fiscal Year 1999-00 — (continued)
Schedule of Expenditures by Purpose Regarding the
Local Transportation Funds and State Transit Assistance Funds

Riverside County
Transportation
Commission —
(continued)

Riverside — (continued)

	City of Palm Springs	City of Riverside	City of Temecula	Coachella	Palo Verdes Valley Transit Agency
Local Transportation Fund Expenditures					
Administration					
County Auditor PUC 99233.1	\$ —	\$ —	\$ —	\$ —	\$ —
TPA PUC 99233.1	—	—	—	—	—
Planning					
PUC 99233.2	—	—	—	—	—
PUC 99233.5(a)	—	—	—	—	—
PUC 99233.5(b)	—	—	—	—	—
Pedestrian and Bicycle Facilities					
PUC 99233.3, 99234	46,437	120,006	159,500	24,706	—
Rail Service					
PUC 99233.4, 99234.9	—	—	—	—	—
Article 4.5					
Community Transit Services					
PUC 99233.7, 99275	—	—	—	—	—
Article 4					
Planning PUC 99262	—	—	—	—	—
Transit PUC 99260(a)	—	1,164,983	—	—	229,406
Joint Powers Agencies PUC 99260.7	—	—	—	—	—
Railroad Corporations PUC 99260.5(a)	—	—	—	—	—
Other	—	—	—	—	—
Article 8					
Streets and Roads PUC 99400(a)	—	—	—	—	—
Pedestrians and Bicycles PUC 99400(a)	—	—	—	—	—
General Public PUC 99400(c)	—	—	—	—	—
Elderly and Handicapped PUC 99400(c)	—	—	—	—	—
Planning Contributions PUC 99402	—	—	—	—	—
Multimodal Terminal PUC 99400.5	—	—	—	—	—
Other	—	—	—	—	—
Total LTF Expenditures	<u>\$ 46,437</u>	<u>\$ 1,284,989</u>	<u>\$ 159,500</u>	<u>\$ 24,706</u>	<u>\$ 229,406</u>
State Transit Assistance Fund Expenditures					
Article 4					
Operating Costs CCR 6730(a)	\$ —	\$ 100,000	\$ —	\$ —	\$ —
Capital Costs CCR 6730(b)	—	—	—	—	—
Rail Services Subsidy CCR 6730(c)	—	—	—	—	—
Specialized Services CCR 6731(c)	—	—	—	—	—
Other	—	—	—	—	—
Article 8					
AMTRAK CCR 6731(a)	—	—	—	—	—
General Public CCR 6731(b)	—	—	—	—	—
Elderly and Handicapped CCR 6731(b)	—	—	—	—	—
Other	—	—	—	—	—
Other Expenditures					
Other Expenditures	—	—	—	—	—
Community Transit Services					
CCR 6730(d), 6731(d), and 6731.1	—	—	—	—	—
Total STAF Expenditures	<u>\$ —</u>	<u>\$ 100,000</u>	<u>\$ —</u>	<u>\$ —</u>	<u>\$ —</u>

Table 6. Transportation Planning Agencies Annual Report — Fiscal Year 1999-00 — (continued)
Schedule of Expenditures by Purpose Regarding the
Local Transportation Funds and State Transit Assistance Funds

	Riverside County Transportation Commission — (continued)				Sacramento Area Council of Governments	
	Riverside — (continued)				Sacramento	
	Riverside Transit Agency	Southern California Association of Governments	Sunline Transit Agency	Total	Sacramento Area Council of Governments	
Local Transportation Fund Expenditures						
Administration						
County Auditor PUC 99233.1	\$ —	\$ —	\$ —	\$ 12,000	\$ —	
TPA PUC 99233.1	—	—	—	375,000	367,291	
Planning						
PUC 99233.2	—	94,700	—	1,274,963	—	
PUC 99233.5(a)	—	—	—	—	—	
PUC 99233.5(b)	—	—	—	—	—	
Pedestrian and Bicycle Facilities						
PUC 99233.3, 99234	—	—	—	801,028	—	
Rail Service						
PUC 99233.4, 99234.9	—	—	—	—	—	
Article 4.5						
Community Transit Services						
PUC 99233.7, 99275	—	—	—	—	—	
Article 4						
Planning PUC 99262	—	—	—	—	911,390	
Transit PUC 99260(a)	18,140,381	—	8,368,430	34,033,720	—	
Joint Powers Agencies PUC 99260.7	—	—	—	—	—	
Railroad Corporations PUC 99260.5(a)	—	—	—	—	—	
Other	—	—	—	—	—	
Article 8						
Streets and Roads PUC 99400(a)	—	—	—	—	—	
Pedestrians and Bicycles PUC 99400(a)	—	—	—	—	—	
General Public PUC 99400(c)	—	—	—	—	—	
Elderly and Handicapped PUC 99400(c)	—	—	—	—	—	
Planning Contributions PUC 99402	—	—	—	—	51,735	
Multimodal Terminal PUC 99400.5	—	—	—	—	—	
Other	—	—	—	—	—	
Total LTF Expenditures	\$ 18,140,381	\$ 94,700	\$ 8,368,430	\$ 36,496,711	\$ 1,330,416	
State Transit Assistance Fund Expenditures						
Article 4						
Operating Costs CCR 6730(a)	\$ 376,095	\$ —	\$ —	\$ 499,095	\$ —	
Capital Costs CCR 6730(b)	45,427	—	782,139	1,028,566	—	
Rail Services Subsidy CCR 6730(c)	—	—	—	—	—	
Specialized Services CCR 6731(c)	—	—	—	—	—	
Other	—	—	—	—	—	
Article 8						
AMTRAK CCR 6731(a)	—	—	—	—	—	
General Public CCR 6731(b)	—	—	—	—	—	
Elderly and Handicapped CCR 6731(b)	—	—	—	—	—	
Other	—	—	—	—	—	
Other Expenditures						
Other Expenditures	—	—	—	—	—	
Community Transit Services						
CCR 6730(d), 6731(d), and 6731.1	—	—	—	—	—	
Total STAF Expenditures	\$ 421,522	\$ —	\$ 782,139	\$ 1,527,661	\$ —	

Table 6. Transportation Planning Agencies Annual Report — Fiscal Year 1999-00 — (continued)
Schedule of Expenditures by Purpose Regarding the
Local Transportation Funds and State Transit Assistance Funds

Sacramento Area
Council of
Governments —
(continued)

**Sacramento —
(continued)**
Sacramento County

City of Citrus Heights

City of Folsom

City of Galt

City of Isleton

Local Transportation Fund Expenditures

Administration

County Auditor PUC 99233.1	\$	12,000	\$	—	\$	—	\$	—	\$	—
TPA PUC 99233.1		—		—		—		—		—

Planning

PUC 99233.2		—		—		—		—		—
PUC 99233.5(a)		—		—		—		—		—
PUC 99233.5(b)		—		—		—		—		—

Pedestrian and Bicycle Facilities

PUC 99233.3, 99234		—		—		—		10,546		70,739
--------------------	--	---	--	---	--	---	--	--------	--	--------

Rail Service

PUC 99233.4, 99234.9		—		—		—		—		—
----------------------	--	---	--	---	--	---	--	---	--	---

Article 4.5

Community Transit Services

PUC 99233.7, 99275		—		—		—		—		—
--------------------	--	---	--	---	--	---	--	---	--	---

Article 4

Planning PUC 99262		—		—		—		—		—
Transit PUC 99260(a)		—		—		1,221,837		—		—
Joint Powers Agencies PUC 99260.7		—		—		—		—		—
Railroad Corporations PUC 99260.5(a)		—		—		—		—		—
Other		—		—		—		—		—

Article 8

Streets and Roads PUC 99400(a)		—		—		80,117		79,403		—
Pedestrians and Bicycles PUC 99400(a)		—		—		—		—		—
General Public PUC 99400(c)		—		151,302		—		423,486		—
Elderly and Handicapped PUC 99400(c)		—		—		—		—		—
Planning Contributions PUC 99402		2,750		—		—		—		—
Multimodal Terminal PUC 99400.5		—		—		—		—		—
Other		—		—		—		—		—

Total LTF Expenditures

	<u>\$</u>	<u>14,750</u>	<u>\$</u>	<u>151,302</u>	<u>\$</u>	<u>1,301,954</u>	<u>\$</u>	<u>513,435</u>	<u>\$</u>	<u>70,739</u>
--	-----------	---------------	-----------	----------------	-----------	------------------	-----------	----------------	-----------	---------------

State Transit Assistance Fund Expenditures

Article 4

Operating Costs CCR 6730(a)	\$	—	\$	—	\$	71,378	\$	—	\$	—
Capital Costs CCR 6730(b)		—		—		—		—		—
Rail Services Subsidy CCR 6730(c)		—		—		—		—		—
Specialized Services CCR 6731(c)		—		—		—		—		—
Other		—		—		—		—		—

Article 8

AMTRAK CCR 6731(a)		—		—		—		—		—
General Public CCR 6731(b)		—		—		—		—		—
Elderly and Handicapped CCR 6731(b)		—		—		—		—		—
Other		—		—		—		25,196		—

Other Expenditures

Other Expenditures		—		—		—		—		—
--------------------	--	---	--	---	--	---	--	---	--	---

Community Transit Services

CCR 6730(d), 6731(d), and 6731.1		—		—		—		—		—
----------------------------------	--	---	--	---	--	---	--	---	--	---

Total STAF Expenditures

	<u>\$</u>	<u>—</u>	<u>\$</u>	<u>—</u>	<u>\$</u>	<u>71,378</u>	<u>\$</u>	<u>25,196</u>	<u>\$</u>	<u>—</u>
--	-----------	----------	-----------	----------	-----------	---------------	-----------	---------------	-----------	----------

Table 6. Transportation Planning Agencies Annual Report — Fiscal Year 1999-00 — (continued)
Schedule of Expenditures by Purpose Regarding the
Local Transportation Funds and State Transit Assistance Funds

	Sacramento Area Council of Governments — (continued)						Sutter	
	Sacramento — (continued)						Sacramento Area Council of Governments	Sutter County
	Paratransit, Inc. CTSA	Sacramento Regional Transit System		Total				
Local Transportation Fund Expenditures								
Administration								
County Auditor PUC 99233.1	\$ —	\$ —		\$ 12,000		\$ —		\$ 1,700
TPA PUC 99233.1	—	—		367,291		20,836		—
Planning								
PUC 99233.2	—	—		—		—		—
PUC 99233.5(a)	—	—		—		—		—
PUC 99233.5(b)	—	—		—		—		—
Pedestrian and Bicycle Facilities								
PUC 99233.3, 99234	—	—		81,285		—		—
Rail Service								
PUC 99233.4, 99234.9	—	—		—		—		—
Article 4.5								
Community Transit Services								
PUC 99233.7, 99275	1,643,800	—		1,643,800		—		—
Article 4								
Planning PUC 99262	—	—		911,390		—		—
Transit PUC 99260(a)	—	30,941,668		32,163,505		—		—
Joint Powers Agencies PUC 99260.7	—	—		—		—		—
Railroad Corporations PUC 99260.5(a)	—	—		—		—		—
Other	—	—		—		—		—
Article 8								
Streets and Roads PUC 99400(a)	—	—		159,520		—		872,561
Pedestrians and Bicycles PUC 99400(a)	—	—		—		—		—
General Public PUC 99400(c)	—	—		574,788		—		—
Elderly and Handicapped PUC 99400(c)	—	—		—		—		—
Planning Contributions PUC 99402	—	—		54,485		54,637		—
Multimodal Terminal PUC 99400.5	—	—		—		—		—
Other	—	—		—		—		—
Total LTF Expenditures	\$ 1,643,800	\$ 30,941,668		\$ 35,968,064		\$ 75,473		\$ 874,261
State Transit Assistance Fund Expenditures								
Article 4								
Operating Costs CCR 6730(a)	\$ —	\$ —		\$ 71,378		\$ —		\$ —
Capital Costs CCR 6730(b)	—	2,504,748		2,504,748		—		—
Rail Services Subsidy CCR 6730(c)	—	—		—		—		—
Specialized Services CCR 6731(c)	—	—		—		—		—
Other	—	—		—		—		—
Article 8								
AMTRAK CCR 6731(a)	—	—		—		—		—
General Public CCR 6731(b)	—	—		—		—		—
Elderly and Handicapped CCR 6731(b)	—	—		—		—		—
Other	—	—		25,196		—		—
Other Expenditures								
Other Expenditures	—	—		—		—		—
Community Transit Services								
CCR 6730(d), 6731(d), and 6731.1	—	—		—		—		—
Total STAF Expenditures	\$ —	\$ 2,504,748		\$ 2,601,322		\$ —		\$ —

Table 6. Transportation Planning Agencies Annual Report — Fiscal Year 1999-00 — (continued)
Schedule of Expenditures by Purpose Regarding the
Local Transportation Funds and State Transit Assistance Funds

Sacramento Area
Council of
Governments —
(continued)

	Sutter — (continued)				Yolo
	City of Live Oak	City of Yuba City	Yuba Sutter Transit Authority	Total	Sacramento Area Council of Governments
Local Transportation Fund Expenditures					
Administration					
County Auditor PUC 99233.1	\$ —	\$ —	\$ —	\$ 1,700	\$ —
TPA PUC 99233.1	—	—	—	20,836	51,173
Planning					
PUC 99233.2	—	—	—	—	—
PUC 99233.5(a)	—	—	—	—	—
PUC 99233.5(b)	—	—	—	—	—
Pedestrian and Bicycle Facilities					
PUC 99233.3, 99234	—	—	—	—	—
Rail Service					
PUC 99233.4, 99234.9	—	—	—	—	—
Article 4.5					
Community Transit Services					
PUC 99233.7, 99275	—	—	—	—	—
Article 4					
Planning PUC 99262	—	—	—	—	44,588
Transit PUC 99260(a)	—	—	280,969	280,969	—
Joint Powers Agencies PUC 99260.7	—	—	—	—	—
Railroad Corporations PUC 99260.5(a)	—	—	—	—	—
Other	—	—	—	—	—
Article 8					
Streets and Roads PUC 99400(a)	144,205	725,092	—	1,741,858	—
Pedestrians and Bicycles PUC 99400(a)	—	—	—	—	—
General Public PUC 99400(c)	—	—	—	—	—
Elderly and Handicapped PUC 99400(c)	—	—	—	—	—
Planning Contributions PUC 99402	—	—	—	54,637	89,600
Multimodal Terminal PUC 99400.5	—	—	—	—	—
Other	—	—	—	—	—
Total LTF Expenditures	<u>\$ 144,205</u>	<u>\$ 725,092</u>	<u>\$ 280,969</u>	<u>\$ 2,100,000</u>	<u>\$ 185,361</u>
State Transit Assistance Fund Expenditures					
Article 4					
Operating Costs CCR 6730(a)	\$ —	\$ —	\$ —	\$ —	\$ —
Capital Costs CCR 6730(b)	—	—	—	—	—
Rail Services Subsidy CCR 6730(c)	—	—	—	—	—
Specialized Services CCR 6731(c)	—	—	—	—	—
Other	15,276	—	—	15,276	—
Article 8					
AMTRAK CCR 6731(a)	—	—	—	—	—
General Public CCR 6731(b)	—	—	—	—	—
Elderly and Handicapped CCR 6731(b)	—	—	—	—	—
Other	—	—	—	—	—
Other Expenditures					
Other Expenditures	—	—	—	—	—
Community Transit Services					
CCR 6730(d), 6731(d), and 6731.1	—	—	—	—	—
Total STAF Expenditures	<u>\$ 15,276</u>	<u>\$ —</u>	<u>\$ —</u>	<u>\$ 15,276</u>	<u>\$ —</u>

Table 6. Transportation Planning Agencies Annual Report — Fiscal Year 1999-00 — (continued)
Schedule of Expenditures by Purpose Regarding the
Local Transportation Funds and State Transit Assistance Funds

Sacramento Area
 Council of
 Governments —
 (continued)

Yolo — (continued)

	Yolo County	City of Davis	City of West Sacramento	City of Winters	City of Woodland
Local Transportation Fund Expenditures					
Administration					
County Auditor PUC 99233.1	\$ 5,000	\$ —	\$ —	\$ —	\$ —
TPA PUC 99233.1	—	—	—	—	—
Planning					
PUC 99233.2	—	—	—	—	—
PUC 99233.5(a)	—	—	—	—	—
PUC 99233.5(b)	—	—	—	—	—
Pedestrian and Bicycle Facilities					
PUC 99233.3, 99234	—	—	—	—	—
Rail Service					
PUC 99233.4, 99234.9	—	—	—	—	—
Article 4.5					
Community Transit Services					
PUC 99233.7, 99275	—	—	—	—	—
Article 4					
Planning PUC 99262	—	—	—	—	—
Transit PUC 99260(a)	64,651	1,313,695	—	81,127	—
Joint Powers Agencies PUC 99260.7	—	—	—	—	—
Railroad Corporations PUC 99260.5(a)	—	—	—	—	—
Other	—	—	—	—	—
Article 8					
Streets and Roads PUC 99400(a)	609,416	744,087	341,489	—	847,013
Pedestrians and Bicycles PUC 99400(a)	—	—	—	—	—
General Public PUC 99400(c)	—	—	585,187	—	573,992
Elderly and Handicapped PUC 99400(c)	—	—	—	—	—
Planning Contributions PUC 99402	—	—	—	—	—
Multimodal Terminal PUC 99400.5	—	—	—	—	—
Other	—	25,422	39,672	86,003	—
Total LTF Expenditures	\$ 679,067	\$ 2,083,204	\$ 966,348	\$ 167,130	\$ 1,421,005
State Transit Assistance Fund Expenditures					
Article 4					
Operating Costs CCR 6730(a)	\$ —	\$ —	\$ —	\$ —	\$ —
Capital Costs CCR 6730(b)	—	—	—	—	—
Rail Services Subsidy CCR 6730(c)	—	—	—	—	—
Specialized Services CCR 6731(c)	—	—	—	—	—
Other	32,105	—	46,017	—	67,669
Article 8					
AMTRAK CCR 6731(a)	—	—	—	—	—
General Public CCR 6731(b)	—	—	—	—	—
Elderly and Handicapped CCR 6731(b)	—	—	—	—	—
Other	—	—	—	—	—
Other Expenditures					
Other Expenditures	—	—	—	—	—
Community Transit Services					
CCR 6730(d), 6731(d), and 6731.1	—	—	—	—	—
Total STAF Expenditures	\$ 32,105	\$ —	\$ 46,017	\$ —	\$ 67,669

Table 6. Transportation Planning Agencies Annual Report — Fiscal Year 1999-00 — (continued)
Schedule of Expenditures by Purpose Regarding the
Local Transportation Funds and State Transit Assistance Funds

Sacramento Area
 Council of
 Governments —
 (continued)

	Yolo		Yuba		Yuba County	City of Marysville	City of Wheatland
	Total		Sacramento Area Council of Governments				
Local Transportation Fund Expenditures							
Administration							
County Auditor PUC 99233.1	\$ 5,000	\$ —	\$ 750	\$ —	\$ —	\$ —	\$ —
TPA PUC 99233.1	51,173	9,322	—	—	—	—	—
Planning							
PUC 99233.2	—	—	—	—	—	—	—
PUC 99233.5(a)	—	—	—	—	—	—	—
PUC 99233.5(b)	—	—	—	—	—	—	—
Pedestrian and Bicycle Facilities							
PUC 99233.3, 99234	—	—	—	—	—	—	—
Rail Service							
PUC 99233.4, 99234.9	—	—	—	—	—	—	—
Article 4.5							
Community Transit Services							
PUC 99233.7, 99275	—	—	—	—	—	—	—
Article 4							
Planning PUC 99262	44,588	—	—	—	—	—	—
Transit PUC 99260(a)	1,459,473	—	—	—	—	—	—
Joint Powers Agencies PUC 99260.7	—	—	—	—	—	—	—
Railroad Corporations PUC 99260.5(a)	—	—	—	—	—	—	—
Other	—	—	—	—	—	—	—
Article 8							
Streets and Roads PUC 99400(a)	2,542,005	—	557,766	—	—	—	—
Pedestrians and Bicycles PUC 99400(a)	—	—	—	—	—	—	—
General Public PUC 99400(c)	1,159,179	—	—	74,371	—	29,037	—
Elderly and Handicapped PUC 99400(c)	—	—	—	—	—	—	—
Planning Contributions PUC 99402	89,600	24,444	—	—	—	—	—
Multimodal Terminal PUC 99400.5	—	—	—	—	—	—	—
Other	151,097	—	—	—	—	—	—
Total LTF Expenditures	\$ 5,502,115	\$ 33,766	\$ 558,516	\$ 74,371	\$ 29,037	\$ —	\$ —
State Transit Assistance Fund Expenditures							
Article 4							
Operating Costs CCR 6730(a)	\$ —	\$ —	\$ —	\$ —	\$ —	\$ —	\$ —
Capital Costs CCR 6730(b)	—	—	—	—	—	—	—
Rail Services Subsidy CCR 6730(c)	—	—	—	—	—	—	—
Specialized Services CCR 6731(c)	—	—	—	—	—	—	—
Other	145,791	—	—	—	—	—	2,973
Article 8							
AMTRAK CCR 6731(a)	—	—	—	—	—	—	—
General Public CCR 6731(b)	—	—	—	—	—	—	—
Elderly and Handicapped CCR 6731(b)	—	—	—	—	—	—	—
Other	—	—	—	—	—	—	—
Other Expenditures							
Other Expenditures	—	—	—	—	—	—	—
Community Transit Services							
CCR 6730(d), 6731(d), and 6731.1	—	—	—	—	—	—	—
Total STAF Expenditures	\$ 145,791	\$ —	\$ —	\$ —	\$ —	\$ —	\$ 2,973

Table 6. Transportation Planning Agencies Annual Report — Fiscal Year 1999-00 — (continued)
Schedule of Expenditures by Purpose Regarding the
Local Transportation Funds and State Transit Assistance Funds

	Sacramento Area Council of Governments — (continued)		San Bernardino Associated Governments		
	Yuba — (continued)		San Bernardino		
	Yuba Sutter Transit Authority	Total	Total	San Bernardino Associated Governments	San Bernardino County
Local Transportation Fund Expenditures					
Administration					
County Auditor PUC 99233.1	\$ —	\$ 750	\$ 19,450	\$ —	\$ 15,000
TPA PUC 99233.1	—	9,322	448,622	—	—
Planning					
PUC 99233.2	—	—	—	103,400	—
PUC 99233.5(a)	—	—	—	—	—
PUC 99233.5(b)	—	—	—	—	—
Pedestrian and Bicycle Facilities					
PUC 99233.3, 99234	—	—	81,285	—	—
Rail Service					
PUC 99233.4, 99234.9	—	—	—	—	—
Article 4.5					
Community Transit Services					
PUC 99233.7, 99275	—	—	1,643,800	—	—
Article 4					
Planning PUC 99262	—	—	955,978	—	—
Transit PUC 99260(a)	244,063	244,063	34,148,010	—	—
Joint Powers Agencies PUC 99260.7	—	—	—	—	—
Railroad Corporations PUC 99260.5(a)	—	—	—	—	—
Other	—	—	—	—	—
Article 8					
Streets and Roads PUC 99400(a)	—	557,766	5,001,149	—	1,636,838
Pedestrians and Bicycles PUC 99400(a)	—	—	—	—	—
General Public PUC 99400(c)	—	103,408	1,837,375	—	—
Elderly and Handicapped PUC 99400(c)	—	—	—	—	—
Planning Contributions PUC 99402	—	24,444	223,166	—	—
Multimodal Terminal PUC 99400.5	—	—	—	—	—
Other	—	—	151,097	—	—
Total LTF Expenditures	<u>\$ 244,063</u>	<u>\$ 939,753</u>	<u>\$ 44,509,932</u>	<u>\$ 103,400</u>	<u>\$ 1,651,838</u>
State Transit Assistance Fund Expenditures					
Article 4					
Operating Costs CCR 6730(a)	\$ 146,015	\$ 146,015	\$ 217,393	\$ —	\$ —
Capital Costs CCR 6730(b)	64,492	64,492	2,569,240	—	—
Rail Services Subsidy CCR 6730(c)	—	—	—	—	—
Specialized Services CCR 6731(c)	—	—	—	—	—
Other	—	2,973	164,040	—	—
Article 8					
AMTRAK CCR 6731(a)	—	—	—	—	—
General Public CCR 6731(b)	—	—	—	—	—
Elderly and Handicapped CCR 6731(b)	—	—	—	—	—
Other	—	—	25,196	—	—
Other Expenditures					
Other Expenditures	—	—	—	—	—
Community Transit Services					
CCR 6730(d), 6731(d), and 6731.1	—	—	—	—	—
Total STAF Expenditures	<u>\$ 210,507</u>	<u>\$ 213,480</u>	<u>\$ 2,975,869</u>	<u>\$ —</u>	<u>\$ —</u>

Table 6. Transportation Planning Agencies Annual Report — Fiscal Year 1999-00 — (continued)
Schedule of Expenditures by Purpose Regarding the
Local Transportation Funds and State Transit Assistance Funds

San Bernardino
Associated
Governments —
(continued)

San Bernardino —
(continued)
City of Apple Valley

City of Barstow

City of Big Bear Lake

City of Chino

City of Montclair

Local Transportation Fund Expenditures

Administration

County Auditor PUC 99233.1	\$	—	\$	—	\$	—	\$	—	\$	—
TPA PUC 99233.1		—		—		—		—		—

Planning

PUC 99233.2		—		—		—		—		—
PUC 99233.5(a)		—		—		—		—		—
PUC 99233.5(b)		—		—		—		—		—

Pedestrian and Bicycle Facilities

PUC 99233.3, 99234		—		—		—	517,809		21,705	
--------------------	--	---	--	---	--	---	---------	--	--------	--

Rail Service

PUC 99233.4, 99234.9		—		—		—				—
----------------------	--	---	--	---	--	---	--	--	--	---

Article 4.5

Community Transit Services

PUC 99233.7, 99275		—		—		—				—
--------------------	--	---	--	---	--	---	--	--	--	---

Article 4

Planning PUC 99262		—		—		—				—
Transit PUC 99260(a)		—		—		—				—
Joint Powers Agencies PUC 99260.7		—		—		—				—
Railroad Corporations PUC 99260.5(a)		—		—		—				—
Other		—		—		—				—

Article 8

Streets and Roads PUC 99400(a)		776,133		132,365		19,091		—		—
Pedestrians and Bicycles PUC 99400(a)		—		—		—		—		—
General Public PUC 99400(c)		—		901,905		—		—		—
Elderly and Handicapped PUC 99400(c)		—		—		—		—		—
Planning Contributions PUC 99402		—		—		—		—		—
Multimodal Terminal PUC 99400.5		—		—		—		—		—
Other		—		—		—		—		—

Total LTF Expenditures

	\$	<u>776,133</u>	\$	<u>1,034,270</u>	\$	<u>19,091</u>	\$	<u>517,809</u>	\$	<u>21,705</u>
--	----	----------------	----	------------------	----	---------------	----	----------------	----	---------------

State Transit Assistance Fund Expenditures

Article 4

Operating Costs CCR 6730(a)	\$	—	\$	—	\$	—	\$	—	\$	—
Capital Costs CCR 6730(b)		—		—		—		—		—
Rail Services Subsidy CCR 6730(c)		—		—		—		—		—
Specialized Services CCR 6731(c)		—		—		—		—		—
Other		—		—		—		—		—

Article 8

AMTRAK CCR 6731(a)		—		—		—		—		—
General Public CCR 6731(b)		—		—		—		—		—
Elderly and Handicapped CCR 6731(b)		—		—		—		—		—
Other		—		—		—		—		—

Other Expenditures

Other Expenditures		—		—		—		—		—
--------------------	--	---	--	---	--	---	--	---	--	---

Community Transit Services

CCR 6730(d), 6731(d), and 6731.1		—		—		—		—		—
----------------------------------	--	---	--	---	--	---	--	---	--	---

Total STAF Expenditures

	\$	<u>—</u>	\$	<u>—</u>	\$	<u>—</u>	\$	<u>—</u>	\$	<u>—</u>
--	----	----------	----	----------	----	----------	----	----------	----	----------

Table 6. Transportation Planning Agencies Annual Report — Fiscal Year 1999-00 — (continued)
Schedule of Expenditures by Purpose Regarding the
Local Transportation Funds and State Transit Assistance Funds

San Bernardino
Associated
Governments —
(continued)

**San Bernardino —
(continued)**
City of Needles

City of Redlands

City of Twentynine Palms

City of Upland

City of Victorville

Local Transportation Fund Expenditures

Administration

County Auditor PUC 99233.1	\$	—	\$	—	\$	—	\$	—	\$	—
TPA PUC 99233.1		—		—		—		—		—

Planning

PUC 99233.2		—		—		—		—		—
PUC 99233.5(a)		—		—		—		—		—
PUC 99233.5(b)		—		—		—		—		—

Pedestrian and Bicycle Facilities

PUC 99233.3, 99234		—		36,100		50,400		24,715		—
--------------------	--	---	--	--------	--	--------	--	--------	--	---

Rail Service

PUC 99233.4, 99234.9		—		—		—		—		—
----------------------	--	---	--	---	--	---	--	---	--	---

Article 4.5

Community Transit Services

PUC 99233.7, 99275		—		—		—		—		—
--------------------	--	---	--	---	--	---	--	---	--	---

Article 4

Planning PUC 99262		—		—		—		—		—
Transit PUC 99260(a)		—		—		—		—		—
Joint Powers Agencies PUC 99260.7		—		—		—		—		—
Railroad Corporations PUC 99260.5(a)		—		—		—		—		—
Other		—		—		—		—		—

Article 8

Streets and Roads PUC 99400(a)		50,208		—		209,429		—		632,840
Pedestrians and Bicycles PUC 99400(a)		—		—		—		—		—
General Public PUC 99400(c)		103,840		—		—		—		—
Elderly and Handicapped PUC 99400(c)		—		—		—		—		—
Planning Contributions PUC 99402		—		—		—		—		—
Multimodal Terminal PUC 99400.5		—		—		—		—		—
Other		—		—		—		—		—

Total LTF Expenditures

	<u>\$</u>	<u>154,048</u>	<u>\$</u>	<u>36,100</u>	<u>\$</u>	<u>259,829</u>	<u>\$</u>	<u>24,715</u>	<u>\$</u>	<u>632,840</u>
--	-----------	----------------	-----------	---------------	-----------	----------------	-----------	---------------	-----------	----------------

State Transit Assistance Fund Expenditures

Article 4

Operating Costs CCR 6730(a)	\$	—	\$	—	\$	—	\$	—	\$	—
Capital Costs CCR 6730(b)		—		—		—		—		—
Rail Services Subsidy CCR 6730(c)		—		—		—		—		—
Specialized Services CCR 6731(c)		—		—		—		—		—
Other		—		—		—		—		—

Article 8

AMTRAK CCR 6731(a)		—		—		—		—		—
General Public CCR 6731(b)		55,118		—		—		—		—
Elderly and Handicapped CCR 6731(b)		—		—		—		—		—
Other		—		—		—		—		—

Other Expenditures

Other Expenditures		—		—		—		—		—
--------------------	--	---	--	---	--	---	--	---	--	---

Community Transit Services

CCR 6730(d), 6731(d), and 6731.1		—		—		—		—		—
----------------------------------	--	---	--	---	--	---	--	---	--	---

Total STAF Expenditures

	<u>\$</u>	<u>55,118</u>	<u>\$</u>	<u>—</u>	<u>\$</u>	<u>—</u>	<u>\$</u>	<u>—</u>	<u>\$</u>	<u>—</u>
--	-----------	---------------	-----------	----------	-----------	----------	-----------	----------	-----------	----------

Table 6. Transportation Planning Agencies Annual Report — Fiscal Year 1999-00 — (continued)
Schedule of Expenditures by Purpose Regarding the
Local Transportation Funds and State Transit Assistance Funds

San Bernardino
Associated
Governments —
(continued)

**San Bernardino —
(continued)**
City of Yucca Valley

Morongo Basin Transit
Authority

Mountain Area Regional
Transit Authority

Omnitrans

San Bernardino
County Transportation
Commission

Local Transportation Fund Expenditures

Administration

County Auditor PUC 99233.1	\$	—	\$	—	\$	—	\$	—	\$	—
TPA PUC 99233.1		—		—		—		—		225,000

Planning

PUC 99233.2		—		—		—		—		1,163,070
PUC 99233.5(a)		—		—		—		—		—
PUC 99233.5(b)		—		—		—		—		—

Pedestrian and Bicycle Facilities

PUC 99233.3, 99234		—		—		—		—		—
--------------------	--	---	--	---	--	---	--	---	--	---

Rail Service

PUC 99233.4, 99234.9		—		—		—		—		5,500,000
----------------------	--	---	--	---	--	---	--	---	--	-----------

Article 4.5

Community Transit Services

PUC 99233.7, 99275		—		—		—		—		—
--------------------	--	---	--	---	--	---	--	---	--	---

Article 4

Planning PUC 99262		—		—		—		—		—
Transit PUC 99260(a)		—		933,383		941,148		19,990,906		—
Joint Powers Agencies PUC 99260.7		—		—		—		—		—
Railroad Corporations PUC 99260.5(a)		—		—		—		—		—
Other		—		—		—		—		—

Article 8

Streets and Roads PUC 99400(a)		535,194		—		—		—		—
Pedestrians and Bicycles PUC 99400(a)		—		—		—		—		—
General Public PUC 99400(c)		—		—		—		—		—
Elderly and Handicapped PUC 99400(c)		—		—		—		—		—
Planning Contributions PUC 99402		—		—		—		—		—
Multimodal Terminal PUC 99400.5		—		—		—		—		—
Other		—		—		—		—		—

Total LTF Expenditures

	<u>\$</u>	<u>535,194</u>	<u>\$</u>	<u>933,383</u>	<u>\$</u>	<u>941,148</u>	<u>\$</u>	<u>19,990,906</u>	<u>\$</u>	<u>6,888,070</u>
--	-----------	----------------	-----------	----------------	-----------	----------------	-----------	-------------------	-----------	------------------

State Transit Assistance Fund Expenditures

Article 4

Operating Costs CCR 6730(a)	\$	—	\$	—	\$	—	\$	—	\$	—
Capital Costs CCR 6730(b)		—		38,344		71,976		628,079		—
Rail Services Subsidy CCR 6730(c)		—		—		—		—		—
Specialized Services CCR 6731(c)		—		—		—		—		—
Other		—		—		—		—		—

Article 8

AMTRAK CCR 6731(a)		—		—		—		—		—
General Public CCR 6731(b)		—		—		—		—		—
Elderly and Handicapped CCR 6731(b)		—		—		—		—		—
Other		—		—		—		—		—

Other Expenditures

Other Expenditures		—		—		—		—		—
--------------------	--	---	--	---	--	---	--	---	--	---

Community Transit Services

CCR 6730(d), 6731(d), and 6731.1		—		—		—		—		—
----------------------------------	--	---	--	---	--	---	--	---	--	---

Total STAF Expenditures

	<u>\$</u>	<u>—</u>	<u>\$</u>	<u>38,344</u>	<u>\$</u>	<u>71,976</u>	<u>\$</u>	<u>628,079</u>	<u>\$</u>	<u>—</u>
--	-----------	----------	-----------	---------------	-----------	---------------	-----------	----------------	-----------	----------

Table 6. Transportation Planning Agencies Annual Report — Fiscal Year 1999-00 — (continued)
Schedule of Expenditures by Purpose Regarding the
Local Transportation Funds and State Transit Assistance Funds

	San Bernardino Associated Governments — (continued)		San Diego Association of Governments		
	San Bernardino — (continued)		San Diego		
	Victor Valley Transit Service Authority	Total	San Diego Association of Governments	San Diego County	City of Chula Vista
Local Transportation Fund Expenditures					
Administration					
County Auditor PUC 99233.1	\$ —	\$ 15,000	\$ —	\$ 68,000	\$ —
TPA PUC 99233.1	—	225,000	300,000	—	—
Planning					
PUC 99233.2	—	1,266,470	—	—	—
PUC 99233.5(a)	—	—	1,593,762	—	—
PUC 99233.5(b)	—	—	—	—	—
Pedestrian and Bicycle Facilities					
PUC 99233.3, 99234	—	650,729	—	338,855	44,000
Rail Service					
PUC 99233.4, 99234.9	—	5,500,000	—	—	—
Article 4.5					
Community Transit Services					
PUC 99233.7, 99275	—	—	—	—	—
Article 4					
Planning PUC 99262	—	—	—	—	—
Transit PUC 99260(a)	—	21,865,437	—	7,115,723	3,060,628
Joint Powers Agencies PUC 99260.7	—	—	—	—	—
Railroad Corporations PUC 99260.5(a)	—	—	—	—	—
Other	—	—	—	—	—
Article 8					
Streets and Roads PUC 99400(a)	—	3,992,098	—	—	—
Pedestrians and Bicycles PUC 99400(a)	—	—	—	—	—
General Public PUC 99400(c)	2,573,193	3,578,938	—	—	—
Elderly and Handicapped PUC 99400(c)	—	—	—	—	—
Planning Contributions PUC 99402	—	—	—	—	—
Multimodal Terminal PUC 99400.5	—	—	—	1,447,983	—
Other	—	—	—	—	—
Total LTF Expenditures	\$ 2,573,193	\$ 37,093,672	\$ 1,893,762	\$ 8,970,561	\$ 3,104,628
State Transit Assistance Fund Expenditures					
Article 4					
Operating Costs CCR 6730(a)	\$ —	\$ —	\$ —	\$ —	\$ —
Capital Costs CCR 6730(b)	—	738,399	—	—	—
Rail Services Subsidy CCR 6730(c)	—	—	—	—	—
Specialized Services CCR 6731(c)	—	—	—	—	—
Other	—	—	—	—	—
Article 8					
AMTRAK CCR 6731(a)	—	—	—	—	—
General Public CCR 6731(b)	204,072	259,190	—	—	—
Elderly and Handicapped CCR 6731(b)	—	—	—	—	—
Other	—	—	—	—	—
Other Expenditures					
Other Expenditures	—	—	—	—	—
Community Transit Services					
CCR 6730(d), 6731(d), and 6731.1	—	—	—	—	—
Total STAF Expenditures	\$ 204,072	\$ 997,589	\$ —	\$ —	\$ —

Table 6. Transportation Planning Agencies Annual Report — Fiscal Year 1999-00 — (continued)
Schedule of Expenditures by Purpose Regarding the
Local Transportation Funds and State Transit Assistance Funds

	San Diego Association of Governments — (continued)				
	San Diego — (continued)				
	City of Encinitas	City of Escondido	City of La Mesa	City of Lemon Grove	City of National City
Local Transportation Fund Expenditures					
Administration					
County Auditor PUC 99233.1	\$ —	\$ —	\$ —	\$ —	\$ —
TPA PUC 99233.1	—	—	—	—	—
Planning					
PUC 99233.2	—	—	—	—	—
PUC 99233.5(a)	—	—	—	—	—
PUC 99233.5(b)	—	—	—	—	—
Pedestrian and Bicycle Facilities					
PUC 99233.3, 99234	85,957	52,800	111,425	6,548	—
Rail Service					
PUC 99233.4, 99234.9	—	—	—	—	—
Article 4.5					
Community Transit Services					
PUC 99233.7, 99275	—	—	—	—	—
Article 4					
Planning PUC 99262	—	—	—	—	—
Transit PUC 99260(a)	—	—	357,624	252,100	958,215
Joint Powers Agencies PUC 99260.7	—	—	—	—	—
Railroad Corporations PUC 99260.5(a)	—	—	—	—	—
Other	—	—	—	—	—
Article 8					
Streets and Roads PUC 99400(a)	—	—	—	—	—
Pedestrians and Bicycles PUC 99400(a)	—	—	—	—	—
General Public PUC 99400(c)	—	—	—	—	—
Elderly and Handicapped PUC 99400(c)	—	—	—	—	—
Planning Contributions PUC 99402	—	—	—	—	—
Multimodal Terminal PUC 99400.5	—	—	—	—	—
Other	—	—	—	—	—
Total LTF Expenditures	\$ 85,957	\$ 52,800	\$ 469,049	\$ 258,648	\$ 958,215
State Transit Assistance Fund Expenditures					
Article 4					
Operating Costs CCR 6730(a)	\$ —	\$ —	\$ —	\$ —	\$ —
Capital Costs CCR 6730(b)	—	—	—	—	—
Rail Services Subsidy CCR 6730(c)	—	—	—	—	—
Specialized Services CCR 6731(c)	—	—	—	—	—
Other	—	—	—	—	—
Article 8					
AMTRAK CCR 6731(a)	—	—	—	—	—
General Public CCR 6731(b)	—	—	—	—	—
Elderly and Handicapped CCR 6731(b)	—	—	—	—	—
Other	—	—	—	—	—
Other Expenditures					
Other Expenditures	—	—	—	—	—
Community Transit Services					
CCR 6730(d), 6731(d), and 6731.1	—	—	—	—	—
Total STAF Expenditures	\$ —	\$ —	\$ —	\$ —	\$ —

Table 6. Transportation Planning Agencies Annual Report — Fiscal Year 1999-00 — (continued)
Schedule of Expenditures by Purpose Regarding the
Local Transportation Funds and State Transit Assistance Funds

	San Diego Association of Governments — (continued)				
	San Diego — (continued)				
	City of Oceanside	City of San Diego	City of San Marcos	City of Santee	City of Solana Beach
Local Transportation Fund Expenditures					
Administration					
County Auditor PUC 99233.1	\$ —	\$ —	\$ —	\$ —	\$ —
TPA PUC 99233.1	—	—	—	—	—
Planning					
PUC 99233.2	—	—	—	—	—
PUC 99233.5(a)	—	—	—	—	—
PUC 99233.5(b)	—	—	—	—	—
Pedestrian and Bicycle Facilities					
PUC 99233.3, 99234	100,000	75,000	16,145	24,711	431,395
Rail Service					
PUC 99233.4, 99234.9	—	—	—	—	—
Article 4.5					
Community Transit Services					
PUC 99233.7, 99275	—	—	—	—	—
Article 4					
Planning PUC 99262	—	—	—	—	—
Transit PUC 99260(a)	—	—	—	—	—
Joint Powers Agencies PUC 99260.7	—	—	—	—	—
Railroad Corporations PUC 99260.5(a)	—	—	—	—	—
Other	—	—	—	—	—
Article 8					
Streets and Roads PUC 99400(a)	—	—	—	—	—
Pedestrians and Bicycles PUC 99400(a)	—	—	—	—	—
General Public PUC 99400(c)	—	—	—	—	—
Elderly and Handicapped PUC 99400(c)	—	—	—	—	—
Planning Contributions PUC 99402	—	—	—	—	—
Multimodal Terminal PUC 99400.5	—	—	—	—	—
Other	—	—	—	—	—
Total LTF Expenditures	<u>\$ 100,000</u>	<u>\$ 75,000</u>	<u>\$ 16,145</u>	<u>\$ 24,711</u>	<u>\$ 431,395</u>
State Transit Assistance Fund Expenditures					
Article 4					
Operating Costs CCR 6730(a)	\$ —	\$ —	\$ —	\$ —	\$ —
Capital Costs CCR 6730(b)	—	—	—	—	—
Rail Services Subsidy CCR 6730(c)	—	—	—	—	—
Specialized Services CCR 6731(c)	—	—	—	—	—
Other	—	—	—	—	—
Article 8					
AMTRAK CCR 6731(a)	—	—	—	—	—
General Public CCR 6731(b)	—	—	—	—	—
Elderly and Handicapped CCR 6731(b)	—	—	—	—	—
Other	—	—	—	—	—
Other Expenditures					
Other Expenditures	—	—	—	—	—
Community Transit Services					
CCR 6730(d), 6731(d), and 6731.1	—	—	—	—	—
Total STAF Expenditures	<u>\$ —</u>	<u>\$ —</u>	<u>\$ —</u>	<u>\$ —</u>	<u>\$ —</u>

Table 6. Transportation Planning Agencies Annual Report — Fiscal Year 1999-00 — (continued)
Schedule of Expenditures by Purpose Regarding the
Local Transportation Funds and State Transit Assistance Funds

	San Diego Association of Governments — (continued)					San Diego Metropolitan Transit Development Board
	San Diego — (continued)					San Diego
	CTSA American Red Cross	North San Diego County Transit Development Board	San Diego Metropolitan Transit Development Board	Total		San Diego Metropolitan Transit Development Board
Local Transportation Fund Expenditures						
Administration						
County Auditor PUC 99233.1	\$ —	\$ —	\$ —	\$ 68,000		\$ —
TPA PUC 99233.1	—	—	—	300,000		—
Planning						
PUC 99233.2	—	—	—	—		—
PUC 99233.5(a)	—	—	—	1,593,762		—
PUC 99233.5(b)	—	—	5,631,886	5,631,886		—
Pedestrian and Bicycle Facilities						
PUC 99233.3, 99234	—	—	—	1,286,836		—
Rail Service						
PUC 99233.4, 99234.9	—	—	—	—		—
Article 4.5						
Community Transit Services						
PUC 99233.7, 99275	72,547	1,033,223	1,292,462	2,398,232		—
Article 4						
Planning PUC 99262	—	—	—	—		—
Transit PUC 99260(a)	—	11,654,593	34,306,511	57,705,394		—
Joint Powers Agencies PUC 99260.7	—	—	—	—		—
Railroad Corporations PUC 99260.5(a)	—	—	—	—		—
Other	—	—	—	—		—
Article 8						
Streets and Roads PUC 99400(a)	—	—	—	—		—
Pedestrians and Bicycles PUC 99400(a)	—	—	—	—		—
General Public PUC 99400(c)	—	—	—	—		—
Elderly and Handicapped PUC 99400(c)	—	—	—	—		—
Planning Contributions PUC 99402	—	—	—	—		—
Multimodal Terminal PUC 99400.5	—	—	—	1,447,983		—
Other	—	—	120,000	120,000		—
Total LTF Expenditures	\$ 72,547	\$ 12,687,816	\$ 41,350,859	\$ 70,552,093		\$ —
State Transit Assistance Fund Expenditures						
Article 4						
Operating Costs CCR 6730(a)	\$ —	\$ —	\$ —	\$ —		\$ —
Capital Costs CCR 6730(b)	—	1,973,200	—	1,973,200		—
Rail Services Subsidy CCR 6730(c)	—	—	—	—		—
Specialized Services CCR 6731(c)	—	—	—	—		—
Other	—	—	—	—		—
Article 8						
AMTRAK CCR 6731(a)	—	—	—	—		—
General Public CCR 6731(b)	—	—	—	—		—
Elderly and Handicapped CCR 6731(b)	—	—	—	—		—
Other	—	—	—	—		—
Other Expenditures						
Other Expenditures	—	—	—	—		—
Community Transit Services						
CCR 6730(d), 6731(d), and 6731.1	—	—	—	—		—
Total STAF Expenditures	\$ —	\$ 1,973,200	\$ —	\$ 1,973,200		\$ —

Table 6. Transportation Planning Agencies Annual Report — Fiscal Year 1999-00 — (continued)
Schedule of Expenditures by Purpose Regarding the
Local Transportation Funds and State Transit Assistance Funds

San Diego Metropolitan
Transit Development
Board — (continued)

**San Diego —
(continued)**

	San Diego County	City of Chula Vista	City of La Mesa	City of National City	MTDB Contract Services
Local Transportation Fund Expenditures					
Administration					
County Auditor PUC 99233.1	\$ —	\$ —	\$ —	\$ —	\$ —
TPA PUC 99233.1	—	—	—	—	—
Planning					
PUC 99233.2	—	—	—	—	—
PUC 99233.5(a)	—	—	—	—	—
PUC 99233.5(b)	—	—	—	—	—
Pedestrian and Bicycle Facilities					
PUC 99233.3, 99234	—	—	—	—	—
Rail Service					
PUC 99233.4, 99234.9	—	—	—	—	—
Article 4.5					
Community Transit Services					
PUC 99233.7, 99275	—	—	—	—	—
Article 4					
Planning PUC 99262	—	—	—	—	—
Transit PUC 99260(a)	—	—	—	—	—
Joint Powers Agencies PUC 99260.7	—	—	—	—	—
Railroad Corporations PUC 99260.5(a)	—	—	—	—	—
Other	—	—	—	—	—
Article 8					
Streets and Roads PUC 99400(a)	—	—	—	—	—
Pedestrians and Bicycles PUC 99400(a)	—	—	—	—	—
General Public PUC 99400(c)	—	—	—	—	—
Elderly and Handicapped PUC 99400(c)	—	—	—	—	—
Planning Contributions PUC 99402	—	—	—	—	—
Multimodal Terminal PUC 99400.5	—	—	—	—	—
Other	—	—	—	—	—
Total LTF Expenditures	<u>\$ —</u>	<u>\$ —</u>	<u>\$ —</u>	<u>\$ —</u>	<u>\$ —</u>
State Transit Assistance Fund Expenditures					
Article 4					
Operating Costs CCR 6730(a)	\$ 217,619	\$ 35,579	\$ —	\$ 188,417	\$ 3,163,332
Capital Costs CCR 6730(b)	—	—	—	—	—
Rail Services Subsidy CCR 6730(c)	—	—	—	—	—
Specialized Services CCR 6731(c)	—	—	—	—	—
Other	—	—	—	—	—
Article 8					
AMTRAK CCR 6731(a)	—	—	—	—	—
General Public CCR 6731(b)	—	—	—	—	—
Elderly and Handicapped CCR 6731(b)	—	—	—	—	—
Other	—	—	—	—	—
Other Expenditures					
Other Expenditures	—	—	—	—	—
Community Transit Services					
CCR 6730(d), 6731(d), and 6731.1	—	—	—	—	—
Total STAF Expenditures	<u>\$ 217,619</u>	<u>\$ 35,579</u>	<u>\$ —</u>	<u>\$ 188,417</u>	<u>\$ 3,163,332</u>

Table 6. Transportation Planning Agencies Annual Report — Fiscal Year 1999-00 — (continued)
Schedule of Expenditures by Purpose Regarding the
Local Transportation Funds and State Transit Assistance Funds

	San Diego Metropolitan Transit Development Board — (continued)				San Joaquin County Council of Governments	
	San Diego — (continued)				San Joaquin	
	San Diego Metropolitan Transit Development Board Contract Services	San Diego Transit Corporation	San Diego Trolley, Inc.	Total	San Joaquin County Council of Governments	
Local Transportation Fund Expenditures						
Administration						
County Auditor PUC 99233.1	\$ —	\$ —	\$ —	\$ —	\$ —	\$ —
TPA PUC 99233.1	—	—	—	—	—	111,000
Planning						
PUC 99233.2	—	—	—	—	—	—
PUC 99233.5(a)	—	—	—	—	—	—
PUC 99233.5(b)	—	—	—	—	—	—
Pedestrian and Bicycle Facilities						
PUC 99233.3, 99234	—	—	—	—	—	—
Rail Service						
PUC 99233.4, 99234.9	—	—	—	—	—	—
Article 4.5						
Community Transit Services						
PUC 99233.7, 99275	—	—	—	—	—	—
Article 4						
Planning PUC 99262	—	—	—	—	—	454,376
Transit PUC 99260(a)	—	—	—	—	—	—
Joint Powers Agencies PUC 99260.7	—	—	—	—	—	—
Railroad Corporations PUC 99260.5(a)	—	—	—	—	—	—
Other	—	—	—	—	—	—
Article 8						
Streets and Roads PUC 99400(a)	—	—	—	—	—	—
Pedestrians and Bicycles PUC 99400(a)	—	—	—	—	—	—
General Public PUC 99400(c)	—	—	—	—	—	—
Elderly and Handicapped PUC 99400(c)	—	—	—	—	—	—
Planning Contributions PUC 99402	—	—	—	—	—	—
Multimodal Terminal PUC 99400.5	—	—	—	—	—	—
Other	—	—	—	—	—	—
Total LTF Expenditures	<u>\$ —</u>	<u>\$ —</u>	<u>\$ —</u>	<u>\$ —</u>	<u>\$ —</u>	<u>\$ 565,376</u>
State Transit Assistance Fund Expenditures						
Article 4						
Operating Costs CCR 6730(a)	\$ 332,577	\$ 927,261	\$ 529,528	\$ 5,394,313	\$ —	\$ —
Capital Costs CCR 6730(b)	—	—	—	—	—	—
Rail Services Subsidy CCR 6730(c)	—	—	—	—	—	—
Specialized Services CCR 6731(c)	—	—	—	—	—	—
Other	—	—	—	—	—	—
Article 8						
AMTRAK CCR 6731(a)	—	—	—	—	—	—
General Public CCR 6731(b)	—	—	—	—	—	—
Elderly and Handicapped CCR 6731(b)	—	—	—	—	—	—
Other	—	—	—	—	—	—
Other Expenditures						
Other Expenditures	—	—	—	—	—	—
Community Transit Services						
CCR 6730(d), 6731(d), and 6731.1	—	—	—	—	—	—
Total STAF Expenditures	<u>\$ 332,577</u>	<u>\$ 927,261</u>	<u>\$ 529,528</u>	<u>\$ 5,394,313</u>	<u>\$ —</u>	<u>\$ —</u>

Table 6. Transportation Planning Agencies Annual Report — Fiscal Year 1999-00 — (continued)
Schedule of Expenditures by Purpose Regarding the
Local Transportation Funds and State Transit Assistance Funds

San Joaquin County
 Council of
 Governments —
 (continued)

**San Joaquin —
 (continued)**
 San Joaquin County

	San Joaquin County	City of Escalon	City of Lathrop	City of Lodi	City of Manteca
Local Transportation Fund Expenditures					
Administration					
County Auditor PUC 99233.1	\$ 2,000	\$ —	\$ —	\$ —	\$ —
TPA PUC 99233.1	—	—	—	—	—
Planning					
PUC 99233.2	—	—	—	—	—
PUC 99233.5(a)	—	—	—	—	—
PUC 99233.5(b)	—	—	—	—	—
Pedestrian and Bicycle Facilities					
PUC 99233.3, 99234	225,552	2,403	4,008	24,569	23,322
Rail Service					
PUC 99233.4, 99234.9	—	—	—	—	—
Article 4.5					
Community Transit Services					
PUC 99233.7, 99275	—	—	—	—	—
Article 4					
Planning PUC 99262	—	—	—	—	—
Transit PUC 99260(a)	—	—	—	—	—
Joint Powers Agencies PUC 99260.7	—	—	—	—	—
Railroad Corporations PUC 99260.5(a)	—	—	—	—	—
Other	—	—	—	—	—
Article 8					
Streets and Roads PUC 99400(a)	—	3,845	198,668	526,547	686,664
Pedestrians and Bicycles PUC 99400(a)	—	—	—	—	—
General Public PUC 99400(c)	—	16,764	562	742,268	308,500
Elderly and Handicapped PUC 99400(c)	—	—	—	—	—
Planning Contributions PUC 99402	—	—	—	—	—
Multimodal Terminal PUC 99400.5	—	—	—	—	—
Other	1,717,719	—	—	430,700	—
Total LTF Expenditures	\$ 1,945,271	\$ 23,012	\$ 203,238	\$ 1,724,084	\$ 1,018,486
State Transit Assistance Fund Expenditures					
Article 4					
Operating Costs CCR 6730(a)	\$ —	\$ —	\$ —	\$ —	\$ —
Capital Costs CCR 6730(b)	—	—	—	—	—
Rail Services Subsidy CCR 6730(c)	—	—	—	—	—
Specialized Services CCR 6731(c)	—	—	—	—	—
Other	—	—	—	—	—
Article 8					
AMTRAK CCR 6731(a)	—	—	—	—	—
General Public CCR 6731(b)	—	—	—	—	—
Elderly and Handicapped CCR 6731(b)	—	—	—	—	—
Other	—	—	—	—	—
Other Expenditures					
Other Expenditures	—	—	—	—	—
Community Transit Services					
CCR 6730(d), 6731(d), and 6731.1	—	—	—	—	—
Total STAF Expenditures	\$ —	\$ —	\$ —	\$ —	\$ —

Table 6. Transportation Planning Agencies Annual Report — Fiscal Year 1999-00 — (continued)
Schedule of Expenditures by Purpose Regarding the
Local Transportation Funds and State Transit Assistance Funds

San Joaquin County
 Council of
 Governments —
 (continued)

**San Joaquin —
 (continued)**
 City of Ripon

City of Stockton

City of Tracy

San Joaquin Council of
 Governments

San Joaquin Regional
 Transit District

Local Transportation Fund Expenditures

Administration

County Auditor PUC 99233.1	\$	—	\$	—	\$	—	\$	—	\$	—
TPA PUC 99233.1		—		—		—		—		—

Planning

PUC 99233.2		—		—		—		—		—
PUC 99233.5(a)		—		—		—		—		—
PUC 99233.5(b)		—		—		—		—		—

Pedestrian and Bicycle Facilities

PUC 99233.3, 99234		9,272		134,484		25,289		—		—
--------------------	--	-------	--	---------	--	--------	--	---	--	---

Rail Service

PUC 99233.4, 99234.9		—		—		—		—		—
----------------------	--	---	--	---	--	---	--	---	--	---

Article 4.5

Community Transit Services

PUC 99233.7, 99275		—		—		—		—		—
--------------------	--	---	--	---	--	---	--	---	--	---

Article 4

Planning PUC 99262		—		—		—		—		—
Transit PUC 99260(a)		—		—		330,040		—		2,862,517
Joint Powers Agencies PUC 99260.7		—		—		—		—		—
Railroad Corporations PUC 99260.5(a)		—		—		—		—		—
Other		—		—		—		—		—

Article 8

Streets and Roads PUC 99400(a)		489,863		—		1,310,455		—		—
Pedestrians and Bicycles PUC 99400(a)		—		—		—		—		—
General Public PUC 99400(c)		—		—		—		—		845,568
Elderly and Handicapped PUC 99400(c)		—		—		—		—		—
Planning Contributions PUC 99402		—		—		—		—		—
Multimodal Terminal PUC 99400.5		—		—		—		—		—
Other		—		—		226,000		—		—

Total LTF Expenditures

	<u>\$</u>	<u>499,135</u>	<u>\$</u>	<u>134,484</u>	<u>\$</u>	<u>1,891,784</u>	<u>\$</u>	<u>—</u>	<u>\$</u>	<u>3,708,085</u>
--	-----------	----------------	-----------	----------------	-----------	------------------	-----------	----------	-----------	------------------

State Transit Assistance Fund Expenditures

Article 4

Operating Costs CCR 6730(a)	\$	3,671	\$	—	\$	11	\$	—	\$	672,407
Capital Costs CCR 6730(b)		—		—		—		—		—
Rail Services Subsidy CCR 6730(c)		—		—		—		—		—
Specialized Services CCR 6731(c)		—		—		—		—		—
Other		—		—		—		—		—

Article 8

AMTRAK CCR 6731(a)		—		—		—		—		—
General Public CCR 6731(b)		—		—		—		16,444		146,740
Elderly and Handicapped CCR 6731(b)		—		—		—		—		—
Other		—		—		—		—		—

Other Expenditures

Other Expenditures		—		—		—		—		—
--------------------	--	---	--	---	--	---	--	---	--	---

Community Transit Services

CCR 6730(d), 6731(d), and 6731.1		—		—		—		—		—
----------------------------------	--	---	--	---	--	---	--	---	--	---

Total STAF Expenditures

	<u>\$</u>	<u>3,671</u>	<u>\$</u>	<u>—</u>	<u>\$</u>	<u>11</u>	<u>\$</u>	<u>16,444</u>	<u>\$</u>	<u>819,147</u>
--	-----------	--------------	-----------	----------	-----------	-----------	-----------	---------------	-----------	----------------

Table 6. Transportation Planning Agencies Annual Report — Fiscal Year 1999-00 — (continued)
Schedule of Expenditures by Purpose Regarding the
Local Transportation Funds and State Transit Assistance Funds

	San Joaquin County Council of Governments — (continued)	San Luis Obispo Area Council of Governments				
	San Luis Obispo					
	Total	San Luis Obispo Area Council of Governments	San Luis Obispo County	City of Arroyo Grande	City of Atascadero	
Local Transportation Fund Expenditures						
Administration						
County Auditor PUC 99233.1	\$ 2,000	\$ —	\$ —	\$ —	\$ —	\$ —
TPA PUC 99233.1	111,000	304,388	—	—	—	—
Planning						
PUC 99233.2	—	—	—	—	—	—
PUC 99233.5(a)	—	—	—	—	—	—
PUC 99233.5(b)	—	—	—	—	—	—
Pedestrian and Bicycle Facilities						
PUC 99233.3, 99234	448,899	—	56,177	8,648	—	13,876
Rail Service						
PUC 99233.4, 99234.9	—	—	—	—	—	—
Article 4.5						
Community Transit Services						
PUC 99233.7, 99275	—	—	—	—	—	—
Article 4						
Planning PUC 99262	454,376	—	—	—	—	—
Transit PUC 99260(a)	3,192,557	—	1,096,719	199,260	—	499,437
Joint Powers Agencies PUC 99260.7	—	—	—	—	—	—
Railroad Corporations PUC 99260.5(a)	—	—	—	—	—	—
Other	—	—	—	—	—	—
Article 8						
Streets and Roads PUC 99400(a)	3,216,042	—	1,512,632	213,055	—	162,132
Pedestrians and Bicycles PUC 99400(a)	—	—	—	—	—	—
General Public PUC 99400(c)	1,913,662	—	67,504	—	—	—
Elderly and Handicapped PUC 99400(c)	—	—	—	—	—	—
Planning Contributions PUC 99402	—	—	—	—	—	—
Multimodal Terminal PUC 99400.5	—	—	—	—	—	—
Other	2,374,419	—	1,490	—	—	—
Total LTF Expenditures	\$ 11,712,955	\$ 304,388	\$ 2,734,522	\$ 420,963	\$ —	\$ 675,445
State Transit Assistance Fund Expenditures						
Article 4						
Operating Costs CCR 6730(a)	\$ 676,089	\$ —	\$ —	\$ —	\$ —	\$ —
Capital Costs CCR 6730(b)	—	—	—	—	—	—
Rail Services Subsidy CCR 6730(c)	—	—	—	—	—	—
Specialized Services CCR 6731(c)	—	—	—	—	—	—
Other	—	—	—	—	—	—
Article 8						
AMTRAK CCR 6731(a)	—	—	—	—	—	—
General Public CCR 6731(b)	163,184	—	—	—	—	—
Elderly and Handicapped CCR 6731(b)	—	—	—	—	—	—
Other	—	—	—	—	—	—
Other Expenditures						
Other Expenditures	—	—	—	—	—	—
Community Transit Services						
CCR 6730(d), 6731(d), and 6731.1	—	—	—	—	—	—
Total STAF Expenditures	\$ 839,273	\$ —	\$ —	\$ —	\$ —	\$ —

Table 6. Transportation Planning Agencies Annual Report — Fiscal Year 1999-00 — (continued)
Schedule of Expenditures by Purpose Regarding the
Local Transportation Funds and State Transit Assistance Funds

	San Luis Obispo Area Council of Governments — (continued)				
	San Luis Obispo — (continued)				
	City of El Paso De Robles	City of Grover Beach	City of Morro Bay	City of Pismo Beach	City of San Luis Obispo
Local Transportation Fund Expenditures					
Administration					
County Auditor PUC 99233.1	\$ —	\$ —	\$ —	\$ —	\$ —
TPA PUC 99233.1	—	—	—	—	—
Planning					
PUC 99233.2	—	—	—	—	—
PUC 99233.5(a)	—	—	—	—	—
PUC 99233.5(b)	—	—	—	—	—
Pedestrian and Bicycle Facilities					
PUC 99233.3, 99234	12,081	6,842	5,397	4,589	23,391
Rail Service					
PUC 99233.4, 99234.9	—	—	—	—	—
Article 4.5					
Community Transit Services					
PUC 99233.7, 99275	—	—	—	—	—
Article 4					
Planning PUC 99262					
Transit PUC 99260(a)	539,775	159,312	255,804	105,406	1,111,004
Joint Powers Agencies PUC 99260.7	—	—	—	—	—
Railroad Corporations PUC 99260.5(a)	—	—	—	—	—
Other	—	—	—	—	—
Article 8					
Streets and Roads PUC 99400(a)	35,000	165,886	—	106,401	—
Pedestrians and Bicycles PUC 99400(a)	—	—	—	—	—
General Public PUC 99400(c)	—	—	—	7,000	—
Elderly and Handicapped PUC 99400(c)	—	—	—	—	—
Planning Contributions PUC 99402	—	—	—	—	—
Multimodal Terminal PUC 99400.5	—	—	—	—	—
Other	1,200	1,000	1,500	—	4,200
Total LTF Expenditures	\$ 588,056	\$ 333,040	\$ 262,701	\$ 223,396	\$ 1,138,595
State Transit Assistance Fund Expenditures					
Article 4					
Operating Costs CCR 6730(a)	\$ 25,876	\$ —	\$ 15,624	\$ —	\$ 41,926
Capital Costs CCR 6730(b)	—	—	—	—	—
Rail Services Subsidy CCR 6730(c)	—	—	—	—	—
Specialized Services CCR 6731(c)	—	—	—	—	—
Other	—	—	—	—	—
Article 8					
AMTRAK CCR 6731(a)	—	—	—	—	—
General Public CCR 6731(b)	—	—	—	—	—
Elderly and Handicapped CCR 6731(b)	—	—	—	—	—
Other	—	—	—	—	—
Other Expenditures					
Other Expenditures	—	—	—	—	—
Community Transit Services					
CCR 6730(d), 6731(d), and 6731.1	—	—	—	—	—
Total STAF Expenditures	\$ 25,876	\$ —	\$ 15,624	\$ —	\$ 41,926

Table 6. Transportation Planning Agencies Annual Report — Fiscal Year 1999-00 — (continued)
Schedule of Expenditures by Purpose Regarding the
Local Transportation Funds and State Transit Assistance Funds

San Luis Obispo Area
Council of
Governments —
(continued)

**San Luis Obispo —
(continued)**
CTSA/Ride-On

	CTSA/Ride-On	Rideshare	San Luis Obispo Regional Transit	South County Area Transit	United Cerebral Palsy
Local Transportation Fund Expenditures					
Administration					
County Auditor PUC 99233.1	\$ —	\$ —	\$ —	\$ —	\$ —
TPA PUC 99233.1	—	—	—	—	—
Planning					
PUC 99233.2	—	—	—	—	—
PUC 99233.5(a)	—	—	—	—	—
PUC 99233.5(b)	—	—	—	—	—
Pedestrian and Bicycle Facilities					
PUC 99233.3, 99234	—	—	—	—	—
Rail Service					
PUC 99233.4, 99234.9	—	—	—	—	—
Article 4.5					
Community Transit Services					
PUC 99233.7, 99275	173,314	—	—	—	—
Article 4					
Planning PUC 99262	—	—	—	—	—
Transit PUC 99260(a)	—	—	—	—	—
Joint Powers Agencies PUC 99260.7	—	—	—	—	—
Railroad Corporations PUC 99260.5(a)	—	—	—	—	—
Other	—	—	—	—	—
Article 8					
Streets and Roads PUC 99400(a)	—	—	—	—	—
Pedestrians and Bicycles PUC 99400(a)	—	—	—	—	—
General Public PUC 99400(c)	—	—	—	—	—
Elderly and Handicapped PUC 99400(c)	—	—	—	—	—
Planning Contributions PUC 99402	—	—	—	—	—
Multimodal Terminal PUC 99400.5	—	—	—	—	—
Other	—	—	—	—	—
Total LTF Expenditures	<u>\$ 173,314</u>	<u>\$ —</u>	<u>\$ —</u>	<u>\$ —</u>	<u>\$ —</u>
State Transit Assistance Fund Expenditures					
Article 4					
Operating Costs CCR 6730(a)	\$ —	\$ 50,000	\$ 99,992	\$ 52,691	\$ 76,000
Capital Costs CCR 6730(b)	—	—	—	—	—
Rail Services Subsidy CCR 6730(c)	—	—	—	—	—
Specialized Services CCR 6731(c)	—	—	—	—	—
Other	—	—	—	—	—
Article 8					
AMTRAK CCR 6731(a)	—	—	—	—	—
General Public CCR 6731(b)	—	—	—	—	—
Elderly and Handicapped CCR 6731(b)	—	—	—	—	—
Other	—	—	—	—	—
Other Expenditures					
Other Expenditures	—	—	—	—	—
Community Transit Services					
CCR 6730(d), 6731(d), and 6731.1	—	—	—	—	—
Total STAF Expenditures	<u>\$ —</u>	<u>\$ 50,000</u>	<u>\$ 99,992</u>	<u>\$ 52,691</u>	<u>\$ 76,000</u>

Table 6. Transportation Planning Agencies Annual Report — Fiscal Year 1999-00 — (continued)
Schedule of Expenditures by Purpose Regarding the
Local Transportation Funds and State Transit Assistance Funds

	San Luis Obispo Area Council of Governments — (continued)	Santa Barbara County Association of Governments			
			Santa Barbara		
	Total	Santa Barbara County Association of Governments	Santa Barbara County	City of Buellton	City of Carpinteria
Local Transportation Fund Expenditures					
Administration					
County Auditor PUC 99233.1	\$ —	\$ —	\$ 1,800	\$ —	\$ —
TPA PUC 99233.1	304,388	216,836	—	—	—
Planning					
PUC 99233.2	—	—	—	—	—
PUC 99233.5(a)	—	—	—	—	—
PUC 99233.5(b)	—	—	—	—	—
Pedestrian and Bicycle Facilities					
PUC 99233.3, 99234	131,001	—	93,233	2,046	8,118
Rail Service					
PUC 99233.4, 99234.9	—	—	—	—	—
Article 4.5					
Community Transit Services					
PUC 99233.7, 99275	173,314	—	—	—	—
Article 4					
Planning PUC 99262	—	—	—	—	—
Transit PUC 99260(a)	3,966,717	—	—	—	—
Joint Powers Agencies PUC 99260.7	—	—	—	—	—
Railroad Corporations PUC 99260.5(a)	—	—	—	—	—
Other	—	—	—	—	—
Article 8					
Streets and Roads PUC 99400(a)	2,195,106	—	1,355,688	36,502	—
Pedestrians and Bicycles PUC 99400(a)	—	—	—	—	—
General Public PUC 99400(c)	74,504	—	—	—	—
Elderly and Handicapped PUC 99400(c)	—	—	—	—	—
Planning Contributions PUC 99402	—	—	—	—	—
Multimodal Terminal PUC 99400.5	—	—	—	—	—
Other	9,390	—	—	—	—
Total LTF Expenditures	\$ 6,854,420	\$ 216,836	\$ 1,450,721	\$ 38,548	\$ 8,118
State Transit Assistance Fund Expenditures					
Article 4					
Operating Costs CCR 6730(a)	\$ 362,109	\$ —	\$ 26,938	\$ —	\$ —
Capital Costs CCR 6730(b)	—	—	—	—	—
Rail Services Subsidy CCR 6730(c)	—	—	—	—	—
Specialized Services CCR 6731(c)	—	—	—	—	—
Other	—	—	—	—	—
Article 8					
AMTRAK CCR 6731(a)	—	—	—	—	—
General Public CCR 6731(b)	—	—	1,993	5,694	—
Elderly and Handicapped CCR 6731(b)	—	—	—	—	—
Other	—	—	—	—	—
Other Expenditures					
Other Expenditures	—	—	—	—	—
Community Transit Services					
CCR 6730(d), 6731(d), and 6731.1	—	—	—	—	—
Total STAF Expenditures	\$ 362,109	\$ —	\$ 28,931	\$ 5,694	\$ —

Table 6. Transportation Planning Agencies Annual Report — Fiscal Year 1999-00 — (continued)
Schedule of Expenditures by Purpose Regarding the
Local Transportation Funds and State Transit Assistance Funds

	Santa Barbara County Association of Governments — (continued)				
	Santa Barbara — (continued)				
	City of Guadalupe	City of Lompoc	City of Santa Barbara	City of Santa Maria	City of Solvang
Local Transportation Fund Expenditures					
Administration					
County Auditor PUC 99233.1	\$ —	\$ —	\$ —	\$ —	\$ —
TPA PUC 99233.1	—	—	—	—	—
Planning					
PUC 99233.2	—	—	—	—	—
PUC 99233.5(a)	—	—	—	—	—
PUC 99233.5(b)	—	—	—	—	—
Pedestrian and Bicycle Facilities					
PUC 99233.3, 99234	3,523	23,067	49,775	38,638	2,860
Rail Service					
PUC 99233.4, 99234.9	—	—	—	—	—
Article 4.5					
Community Transit Services					
PUC 99233.7, 99275	—	—	—	—	—
Article 4					
Planning PUC 99262					
Transit PUC 99260(a)	123,374	326,536	—	748,528	—
Joint Powers Agencies PUC 99260.7	—	—	—	—	—
Railroad Corporations PUC 99260.5(a)	—	—	—	—	—
Other	—	—	—	—	—
Article 8					
Streets and Roads PUC 99400(a)	45,000	1,055,692	—	1,343,633	49,453
Pedestrians and Bicycles PUC 99400(a)	—	—	—	—	—
General Public PUC 99400(c)	—	—	—	—	—
Elderly and Handicapped PUC 99400(c)	—	—	—	—	—
Planning Contributions PUC 99402	—	—	—	—	—
Multimodal Terminal PUC 99400.5	—	—	—	—	—
Other	—	—	—	—	—
Total LTF Expenditures	\$ 171,897	\$ 1,405,295	\$ 49,775	\$ 2,130,799	\$ 52,313
State Transit Assistance Fund Expenditures					
Article 4					
Operating Costs CCR 6730(a)	\$ 9,151	\$ 79,901	\$ —	\$ 32,644	\$ —
Capital Costs CCR 6730(b)	—	27,473	—	126,407	—
Rail Services Subsidy CCR 6730(c)	—	—	—	—	—
Specialized Services CCR 6731(c)	—	—	—	—	—
Other	—	—	—	—	—
Article 8					
AMTRAK CCR 6731(a)	—	—	—	—	—
General Public CCR 6731(b)	—	—	—	—	—
Elderly and Handicapped CCR 6731(b)	—	—	—	—	—
Other	—	—	—	—	—
Other Expenditures					
Other Expenditures	—	—	—	—	—
Community Transit Services					
CCR 6730(d), 6731(d), and 6731.1	—	—	—	—	—
Total STAF Expenditures	\$ 9,151	\$ 107,374	\$ —	\$ 159,051	\$ —

Table 6. Transportation Planning Agencies Annual Report — Fiscal Year 1999-00 — (continued)
Schedule of Expenditures by Purpose Regarding the
Local Transportation Funds and State Transit Assistance Funds

	Santa Barbara County Association of Governments — (continued)				
	Santa Barbara — (continued)				
	Easy Lift Transportation	Orange County Transportation Authority	Santa Barbara Metropolitan Transit District	Santa Maria Organization of Transportation Helpers	Santa Ynez Valley Transit
Local Transportation Fund Expenditures					
Administration					
County Auditor PUC 99233.1	\$ —	\$ —	\$ —	\$ —	\$ —
TPA PUC 99233.1	—	—	—	—	—
Planning					
PUC 99233.2	—	—	—	—	—
PUC 99233.5(a)	—	—	—	—	—
PUC 99233.5(b)	—	—	—	—	—
Pedestrian and Bicycle Facilities					
PUC 99233.3, 99234	—	—	—	—	—
Rail Service					
PUC 99233.4, 99234.9	—	—	—	—	—
Article 4.5					
Community Transit Services					
PUC 99233.7, 99275	282,092	—	—	170,599	—
Article 4					
Planning PUC 99262	—	—	—	—	—
Transit PUC 99260(a)	—	—	5,358,056	—	210,057
Joint Powers Agencies PUC 99260.7	—	—	—	—	—
Railroad Corporations PUC 99260.5(a)	—	—	—	—	—
Other	—	—	—	—	—
Article 8					
Streets and Roads PUC 99400(a)	—	—	—	—	—
Pedestrians and Bicycles PUC 99400(a)	—	—	—	—	—
General Public PUC 99400(c)	—	—	—	—	—
Elderly and Handicapped PUC 99400(c)	—	—	—	—	—
Planning Contributions PUC 99402	—	—	—	—	—
Multimodal Terminal PUC 99400.5	—	—	—	—	—
Other	—	—	—	—	—
Total LTF Expenditures	\$ 282,092	\$ —	\$ 5,358,056	\$ 170,599	\$ 210,057
State Transit Assistance Fund Expenditures					
Article 4					
Operating Costs CCR 6730(a)	\$ —	\$ —	\$ —	\$ —	\$ —
Capital Costs CCR 6730(b)	—	—	442,952	—	—
Rail Services Subsidy CCR 6730(c)	—	10,000	—	—	—
Specialized Services CCR 6731(c)	—	—	—	—	—
Other	—	—	—	—	—
Article 8					
AMTRAK CCR 6731(a)	—	—	—	—	—
General Public CCR 6731(b)	—	—	—	—	—
Elderly and Handicapped CCR 6731(b)	—	—	—	—	—
Other	—	—	—	—	—
Other Expenditures					
Other Expenditures	—	—	—	—	—
Community Transit Services					
CCR 6730(d), 6731(d), and 6731.1	15,378	—	—	8,436	—
Total STAF Expenditures	\$ 15,378	\$ 10,000	\$ 442,952	\$ 8,436	\$ —

Table 6. Transportation Planning Agencies Annual Report — Fiscal Year 1999-00 — (continued)
Schedule of Expenditures by Purpose Regarding the
Local Transportation Funds and State Transit Assistance Funds

	Santa Barbara County Association of Governments — (continued)	Santa Cruz County Transportation Commission	Santa Cruz		
	Total	Santa Cruz County Transportation Commission	Santa Cruz County	City of Santa Cruz	City of Scotts Valley
Local Transportation Fund Expenditures					
Administration					
County Auditor PUC 99233.1	\$ 1,800	\$ —	\$ —	\$ —	\$ —
TPA PUC 99233.1	216,836	370,582	—	—	—
Planning					
PUC 99233.2	—	485,482	—	—	—
PUC 99233.5(a)	—	—	—	—	—
PUC 99233.5(b)	—	—	—	—	—
Pedestrian and Bicycle Facilities					
PUC 99233.3, 99234	221,260	—	—	—	—
Rail Service					
PUC 99233.4, 99234.9	—	—	—	—	—
Article 4.5					
Community Transit Services					
PUC 99233.7, 99275	452,691	—	—	—	—
Article 4					
Planning PUC 99262	—	—	—	—	—
Transit PUC 99260(a)	6,766,551	—	—	—	—
Joint Powers Agencies PUC 99260.7	—	—	—	—	—
Railroad Corporations PUC 99260.5(a)	—	—	—	—	—
Other	—	—	—	—	—
Article 8					
Streets and Roads PUC 99400(a)	3,885,968	—	—	—	—
Pedestrians and Bicycles PUC 99400(a)	—	—	181,155	—	16,748
General Public PUC 99400(c)	—	—	—	583,873	—
Elderly and Handicapped PUC 99400(c)	—	—	—	—	—
Planning Contributions PUC 99402	—	—	—	—	—
Multimodal Terminal PUC 99400.5	—	—	—	—	—
Other	—	—	—	—	—
Total LTF Expenditures	\$ 11,545,106	\$ 856,064	\$ 181,155	\$ 583,873	\$ 16,748
State Transit Assistance Fund Expenditures					
Article 4					
Operating Costs CCR 6730(a)	\$ 148,634	\$ —	\$ —	\$ —	\$ —
Capital Costs CCR 6730(b)	596,832	—	—	—	—
Rail Services Subsidy CCR 6730(c)	10,000	—	—	—	—
Specialized Services CCR 6731(c)	—	—	—	—	—
Other	—	—	—	—	—
Article 8					
AMTRAK CCR 6731(a)	—	—	—	—	—
General Public CCR 6731(b)	7,687	—	—	—	—
Elderly and Handicapped CCR 6731(b)	—	—	—	—	—
Other	—	—	—	—	—
Other Expenditures					
Other Expenditures	—	—	—	—	—
Community Transit Services					
CCR 6730(d), 6731(d), and 6731.1	23,814	—	—	—	—
Total STAF Expenditures	\$ 786,967	\$ —	\$ —	\$ —	\$ —

Table 6. Transportation Planning Agencies Annual Report — Fiscal Year 1999-00 — (continued)
Schedule of Expenditures by Purpose Regarding the
Local Transportation Funds and State Transit Assistance Funds

	Santa Cruz County Transportation Commission — (continued)			Shasta County Regional Transportation Planning Agency		
	Santa Cruz — (continued)			Shasta		
	City of Watsonville	Santa Cruz Metropolitan Transit District	Total	Shasta County Regional Transportation Planning Agency	Shasta County	
Local Transportation Fund Expenditures						
Administration						
County Auditor PUC 99233.1	\$ —	\$ —	\$ —	\$ —	\$ —	\$ —
TPA PUC 99233.1	—	—	370,582	163,494	—	—
Planning						
PUC 99233.2	—	—	485,482	—	—	—
PUC 99233.5(a)	—	—	—	—	—	—
PUC 99233.5(b)	—	—	—	—	—	—
Pedestrian and Bicycle Facilities						
PUC 99233.3, 99234	—	—	—	—	—	—
Rail Service						
PUC 99233.4, 99234.9	—	—	—	—	—	—
Article 4.5						
Community Transit Services						
PUC 99233.7, 99275	—	—	—	—	—	—
Article 4						
Planning PUC 99262	—	4,679,062	4,679,062	—	—	—
Transit PUC 99260(a)	—	—	—	—	—	42,506
Joint Powers Agencies PUC 99260.7	—	—	—	—	—	—
Railroad Corporations PUC 99260.5(a)	—	—	—	—	—	—
Other	—	—	—	—	—	—
Article 8						
Streets and Roads PUC 99400(a)	—	—	—	—	—	1,656,123
Pedestrians and Bicycles PUC 99400(a)	64,025	—	261,928	—	—	—
General Public PUC 99400(c)	—	—	583,873	—	—	30,000
Elderly and Handicapped PUC 99400(c)	—	—	—	—	—	—
Planning Contributions PUC 99402	—	—	—	—	—	—
Multimodal Terminal PUC 99400.5	—	—	—	—	—	—
Other	76,000	—	76,000	—	—	—
Total LTF Expenditures	<u>\$ 140,025</u>	<u>\$ 4,679,062</u>	<u>\$ 6,456,927</u>	<u>\$ 163,494</u>	<u>\$ 1,728,629</u>	
State Transit Assistance Fund Expenditures						
Article 4						
Operating Costs CCR 6730(a)	\$ —	\$ 781,410	\$ 781,410	\$ —	\$ —	\$ —
Capital Costs CCR 6730(b)	—	—	—	—	—	—
Rail Services Subsidy CCR 6730(c)	—	—	—	—	—	—
Specialized Services CCR 6731(c)	—	—	—	—	—	—
Other	—	—	—	—	—	—
Article 8						
AMTRAK CCR 6731(a)	—	—	—	—	—	—
General Public CCR 6731(b)	—	—	—	—	—	—
Elderly and Handicapped CCR 6731(b)	—	—	—	—	—	—
Other	—	—	—	—	—	—
Other Expenditures						
Other Expenditures	—	—	—	—	—	—
Community Transit Services						
CCR 6730(d), 6731(d), and 6731.1	—	—	—	—	—	—
Total STAF Expenditures	<u>\$ —</u>	<u>\$ 781,410</u>	<u>\$ 781,410</u>	<u>\$ —</u>	<u>\$ —</u>	

Table 6. Transportation Planning Agencies Annual Report — Fiscal Year 1999-00 — (continued)
Schedule of Expenditures by Purpose Regarding the
Local Transportation Funds and State Transit Assistance Funds

Shasta County
Regional
Transportation Planning
Agency — (continued)

Shasta — (continued)

	City of Anderson	City of Redding	City of Shasta Lake	Redding Area Bus Authority	Shasta Senior Nutrition Program/CTSA
Local Transportation Fund Expenditures					
Administration					
County Auditor PUC 99233.1	\$ —	\$ —	\$ —	\$ —	\$ —
TPA PUC 99233.1	—	—	—	—	—
Planning					
PUC 99233.2	—	—	—	—	—
PUC 99233.5(a)	—	—	—	—	—
PUC 99233.5(b)	—	—	—	—	—
Pedestrian and Bicycle Facilities					
PUC 99233.3, 99234	—	—	—	—	—
Rail Service					
PUC 99233.4, 99234.9	—	—	—	—	—
Article 4.5					
Community Transit Services					
PUC 99233.7, 99275	—	—	—	—	169,000
Article 4					
Planning PUC 99262	—	—	—	—	—
Transit PUC 99260(a)	—	—	—	2,478,081	—
Joint Powers Agencies PUC 99260.7	—	—	—	—	—
Railroad Corporations PUC 99260.5(a)	—	—	—	—	—
Other	—	—	—	—	—
Article 8					
Streets and Roads PUC 99400(a)	173,793	542,133	125,321	—	—
Pedestrians and Bicycles PUC 99400(a)	—	—	—	—	—
General Public PUC 99400(c)	—	—	—	—	—
Elderly and Handicapped PUC 99400(c)	—	—	—	—	—
Planning Contributions PUC 99402	—	—	—	—	—
Multimodal Terminal PUC 99400.5	—	—	—	—	—
Other	—	—	—	—	—
Total LTF Expenditures	\$ 173,793	\$ 542,133	\$ 125,321	\$ 2,478,081	\$ 169,000
State Transit Assistance Fund Expenditures					
Article 4					
Operating Costs CCR 6730(a)	\$ —	\$ —	\$ —	\$ 260,204	\$ —
Capital Costs CCR 6730(b)	—	—	—	—	—
Rail Services Subsidy CCR 6730(c)	—	—	—	—	—
Specialized Services CCR 6731(c)	—	—	—	—	—
Other	—	—	—	—	—
Article 8					
AMTRAK CCR 6731(a)	—	—	—	—	—
General Public CCR 6731(b)	—	—	—	—	—
Elderly and Handicapped CCR 6731(b)	—	—	—	—	—
Other	—	—	—	—	—
Other Expenditures					
Other Expenditures	—	—	—	—	—
Community Transit Services					
CCR 6730(d), 6731(d), and 6731.1	—	—	—	—	—
Total STAF Expenditures	\$ —	\$ —	\$ —	\$ 260,204	\$ —

Table 6. Transportation Planning Agencies Annual Report — Fiscal Year 1999-00 — (continued)
Schedule of Expenditures by Purpose Regarding the
Local Transportation Funds and State Transit Assistance Funds

	Shasta County Regional Transportation Planning Agency — (continued)	Sierra County Local Transportation Commission				
	Sierra					
	Total	Sierra County Local Transportation Commission	Sierra County	City of Loyalton	Total	
Local Transportation Fund Expenditures						
Administration						
County Auditor PUC 99233.1	\$ —	\$ —	\$ —	\$ —	\$ —	\$ —
TPA PUC 99233.1	163,494	—	—	—	—	—
Planning						
PUC 99233.2	—	—	—	—	—	—
PUC 99233.5(a)	—	—	—	—	—	—
PUC 99233.5(b)	—	—	—	—	—	—
Pedestrian and Bicycle Facilities						
PUC 99233.3, 99234	—	—	—	—	—	—
Rail Service						
PUC 99233.4, 99234.9	—	—	—	—	—	—
Article 4.5						
Community Transit Services						
PUC 99233.7, 99275	169,000	—	—	—	—	—
Article 4						
Planning PUC 99262	—	—	—	—	—	—
Transit PUC 99260(a)	2,520,587	—	—	—	—	—
Joint Powers Agencies PUC 99260.7	—	—	—	—	—	—
Railroad Corporations PUC 99260.5(a)	—	—	—	—	—	—
Other	—	—	—	—	—	—
Article 8						
Streets and Roads PUC 99400(a)	2,497,370	—	—	—	—	—
Pedestrians and Bicycles PUC 99400(a)	—	—	—	—	—	—
General Public PUC 99400(c)	30,000	—	25,865	12,920	38,785	—
Elderly and Handicapped PUC 99400(c)	—	—	—	—	—	—
Planning Contributions PUC 99402	—	—	—	—	—	—
Multimodal Terminal PUC 99400.5	—	—	—	—	—	—
Other	—	—	—	—	—	—
Total LTF Expenditures	<u>\$ 5,380,451</u>	<u>\$ —</u>	<u>\$ 25,865</u>	<u>\$ 12,920</u>	<u>\$ 38,785</u>	
State Transit Assistance Fund Expenditures						
Article 4						
Operating Costs CCR 6730(a)	\$ 260,204	\$ —	\$ —	\$ —	\$ —	\$ —
Capital Costs CCR 6730(b)	—	—	—	—	—	—
Rail Services Subsidy CCR 6730(c)	—	—	—	—	—	—
Specialized Services CCR 6731(c)	—	—	—	—	—	—
Other	—	—	—	—	—	—
Article 8						
AMTRAK CCR 6731(a)	—	—	—	—	—	—
General Public CCR 6731(b)	—	—	—	—	—	—
Elderly and Handicapped CCR 6731(b)	—	—	—	—	—	—
Other	—	—	—	—	—	—
Other Expenditures						
Other Expenditures	—	—	—	—	—	—
Community Transit Services						
CCR 6730(d), 6731(d), and 6731.1	—	—	—	—	—	—
Total STAF Expenditures	<u>\$ 260,204</u>	<u>\$ —</u>	<u>\$ —</u>	<u>\$ —</u>	<u>\$ —</u>	

Table 6. Transportation Planning Agencies Annual Report — Fiscal Year 1999-00 — (continued)
Schedule of Expenditures by Purpose Regarding the
Local Transportation Funds and State Transit Assistance Funds

	Siskiyou County Local Transportation Commission				
	Siskiyou				
	Siskiyou County Local Transportation Commission	Siskiyou County	City of Dorris	City of Dunsmuir	City of Etna
Local Transportation Fund Expenditures					
Administration					
County Auditor PUC 99233.1	\$ —	\$ —	\$ —	\$ —	\$ —
TPA PUC 99233.1	54,000	—	—	—	—
Planning					
PUC 99233.2	—	—	—	—	—
PUC 99233.5(a)	—	—	—	—	—
PUC 99233.5(b)	—	—	—	—	—
Pedestrian and Bicycle Facilities					
PUC 99233.3, 99234	—	—	—	—	—
Rail Service					
PUC 99233.4, 99234.9	—	—	—	—	—
Article 4.5					
Community Transit Services					
PUC 99233.7, 99275	—	—	—	—	—
Article 4					
Planning PUC 99262	—	—	—	—	—
Transit PUC 99260(a)	—	208,254	—	16,626	6,513
Joint Powers Agencies PUC 99260.7	—	—	—	—	—
Railroad Corporations PUC 99260.5(a)	—	—	—	—	—
Other	—	—	—	—	—
Article 8					
Streets and Roads PUC 99400(a)	—	226,869	15,220	18,112	14,600
Pedestrians and Bicycles PUC 99400(a)	—	—	—	—	—
General Public PUC 99400(c)	—	—	—	—	—
Elderly and Handicapped PUC 99400(c)	—	—	—	—	—
Planning Contributions PUC 99402	—	—	—	—	—
Multimodal Terminal PUC 99400.5	—	—	—	—	—
Other	—	—	—	—	—
Total LTF Expenditures	<u>\$ 54,000</u>	<u>\$ 435,123</u>	<u>\$ 15,220</u>	<u>\$ 34,738</u>	<u>\$ 21,113</u>
State Transit Assistance Fund Expenditures					
Article 4					
Operating Costs CCR 6730(a)	\$ —	\$ —	\$ —	\$ —	\$ —
Capital Costs CCR 6730(b)	—	—	—	—	—
Rail Services Subsidy CCR 6730(c)	—	—	—	—	—
Specialized Services CCR 6731(c)	—	—	—	—	—
Other	—	68,865	—	—	—
Article 8					
AMTRAK CCR 6731(a)	—	—	—	—	—
General Public CCR 6731(b)	—	—	—	—	—
Elderly and Handicapped CCR 6731(b)	—	—	—	—	—
Other	—	—	—	—	—
Other Expenditures					
Other Expenditures	—	—	—	—	—
Community Transit Services					
CCR 6730(d), 6731(d), and 6731.1	—	—	—	—	—
Total STAF Expenditures	<u>\$ —</u>	<u>\$ 68,865</u>	<u>\$ —</u>	<u>\$ —</u>	<u>\$ —</u>

Table 6. Transportation Planning Agencies Annual Report — Fiscal Year 1999-00 — (continued)
Schedule of Expenditures by Purpose Regarding the
Local Transportation Funds and State Transit Assistance Funds

Siskiyou County Local
Transportation
Commission —
(continued)

Siskiyou — (continued)

	City of Fort Jones	City of Montague	City of Mt. Shasta	City of Tulelake	City of Weed
Local Transportation Fund Expenditures					
Administration					
County Auditor PUC 99233.1	\$ —	\$ —	\$ —	\$ —	\$ —
TPA PUC 99233.1	—	—	—	—	—
Planning					
PUC 99233.2	—	—	—	—	—
PUC 99233.5(a)	—	—	—	—	—
PUC 99233.5(b)	—	—	—	—	—
Pedestrian and Bicycle Facilities					
PUC 99233.3, 99234	—	—	—	—	—
Rail Service					
PUC 99233.4, 99234.9	—	—	—	—	—
Article 4.5					
Community Transit Services					
PUC 99233.7, 99275	—	—	—	—	—
Article 4					
Planning PUC 99262	—	—	—	—	—
Transit PUC 99260(a)	5,485	11,484	31,624	—	25,453
Joint Powers Agencies PUC 99260.7	—	—	—	—	—
Railroad Corporations PUC 99260.5(a)	—	—	—	—	—
Other	—	—	—	—	—
Article 8					
Streets and Roads PUC 99400(a)	5,993	25,864	34,450	15,951	27,729
Pedestrians and Bicycles PUC 99400(a)	—	—	—	—	—
General Public PUC 99400(c)	—	—	—	—	—
Elderly and Handicapped PUC 99400(c)	—	—	—	—	—
Planning Contributions PUC 99402	—	—	—	—	—
Multimodal Terminal PUC 99400.5	—	—	—	—	—
Other	—	—	—	—	—
Total LTF Expenditures	\$ 11,478	\$ 37,348	\$ 66,074	\$ 15,951	\$ 53,182
State Transit Assistance Fund Expenditures					
Article 4					
Operating Costs CCR 6730(a)	\$ —	\$ —	\$ —	\$ —	\$ —
Capital Costs CCR 6730(b)	—	—	—	—	—
Rail Services Subsidy CCR 6730(c)	—	—	—	—	—
Specialized Services CCR 6731(c)	—	—	—	—	—
Other	—	—	—	—	—
Article 8					
AMTRAK CCR 6731(a)	—	—	—	—	—
General Public CCR 6731(b)	—	—	—	—	—
Elderly and Handicapped CCR 6731(b)	—	—	—	—	—
Other	—	—	—	—	—
Other Expenditures					
Other Expenditures	—	—	—	—	—
Community Transit Services					
CCR 6730(d), 6731(d), and 6731.1	—	—	—	—	—
Total STAF Expenditures	\$ —	\$ —	\$ —	\$ —	\$ —

Table 6. Transportation Planning Agencies Annual Report — Fiscal Year 1999-00 — (continued)
Schedule of Expenditures by Purpose Regarding the
Local Transportation Funds and State Transit Assistance Funds

	Siskiyou County Local Transportation Commission — (continued)		Stanislaus Council of Governments		
	Siskiyou — (continued)		Stanislaus		
	City of Yreka	Total	Stanislaus Council of Governments	Stanislaus County	City of Ceres
Local Transportation Fund Expenditures					
Administration					
County Auditor PUC 99233.1	\$ —	\$ —	\$ —	\$ —	\$ —
TPA PUC 99233.1	—	54,000	40,000	—	—
Planning					
PUC 99233.2	—	—	—	—	—
PUC 99233.5(a)	—	—	—	—	—
PUC 99233.5(b)	—	—	—	—	—
Pedestrian and Bicycle Facilities					
PUC 99233.3, 99234	—	—	—	54,451	16,398
Rail Service					
PUC 99233.4, 99234.9	—	—	—	—	—
Article 4.5					
Community Transit Services					
PUC 99233.7, 99275	—	—	—	—	—
Article 4					
Planning PUC 99262	—	—	—	1,032,265	484,016
Transit PUC 99260(a)	59,562	365,001	—	—	—
Joint Powers Agencies PUC 99260.7	—	—	—	—	—
Railroad Corporations PUC 99260.5(a)	—	—	—	—	—
Other	—	—	—	—	—
Article 8					
Streets and Roads PUC 99400(a)	64,887	449,675	—	1,376,253	411,666
Pedestrians and Bicycles PUC 99400(a)	—	—	—	—	—
General Public PUC 99400(c)	—	—	—	—	—
Elderly and Handicapped PUC 99400(c)	—	—	—	—	—
Planning Contributions PUC 99402	—	—	85,000	—	—
Multimodal Terminal PUC 99400.5	—	—	—	—	—
Other	—	—	—	54,818	—
Total LTF Expenditures	<u>\$ 124,449</u>	<u>\$ 868,676</u>	<u>\$ 125,000</u>	<u>\$ 2,517,787</u>	<u>\$ 912,080</u>
State Transit Assistance Fund Expenditures					
Article 4					
Operating Costs CCR 6730(a)	\$ —	\$ —	\$ —	\$ 3,721	\$ —
Capital Costs CCR 6730(b)	—	—	—	—	—
Rail Services Subsidy CCR 6730(c)	—	—	—	—	—
Specialized Services CCR 6731(c)	—	—	—	—	—
Other	—	68,865	—	—	—
Article 8					
AMTRAK CCR 6731(a)	—	—	—	—	—
General Public CCR 6731(b)	—	—	—	—	—
Elderly and Handicapped CCR 6731(b)	—	—	—	—	—
Other	—	—	—	—	—
Other Expenditures					
Other Expenditures	—	—	—	—	—
Community Transit Services					
CCR 6730(d), 6731(d), and 6731.1	—	—	—	—	—
Total STAF Expenditures	<u>\$ —</u>	<u>\$ 68,865</u>	<u>\$ —</u>	<u>\$ 3,721</u>	<u>\$ —</u>

Table 6. Transportation Planning Agencies Annual Report — Fiscal Year 1999-00 — (continued)
Schedule of Expenditures by Purpose Regarding the
Local Transportation Funds and State Transit Assistance Funds

	Stanislaus Council of Governments — (continued)				
	Stanislaus — (continued)				
	City of Hughson	City of Modesto	City of Newman	City of Oakdale	City of Patterson
Local Transportation Fund Expenditures					
Administration					
County Auditor PUC 99233.1	\$ —	\$ —	\$ —	\$ —	\$ —
TPA PUC 99233.1	—	—	—	—	—
Planning					
PUC 99233.2	—	—	—	—	—
PUC 99233.5(a)	—	—	—	—	—
PUC 99233.5(b)	—	—	—	—	—
Pedestrian and Bicycle Facilities					
PUC 99233.3, 99234	1,823	92,901	2,971	7,433	5,047
Rail Service					
PUC 99233.4, 99234.9	—	—	—	—	—
Article 4.5					
Community Transit Services					
PUC 99233.7, 99275	—	—	—	—	—
Article 4					
Planning PUC 99262	—	2,114,943	—	—	14,565
Transit PUC 99260(a)	—	—	—	—	—
Joint Powers Agencies PUC 99260.7	—	—	—	—	—
Railroad Corporations PUC 99260.5(a)	—	—	—	—	—
Other	—	—	—	—	—
Article 8					
Streets and Roads PUC 99400(a)	83,402	2,297,181	74,591	181,760	123,429
Pedestrians and Bicycles PUC 99400(a)	—	—	—	—	—
General Public PUC 99400(c)	—	792,079	—	—	—
Elderly and Handicapped PUC 99400(c)	—	—	—	—	—
Planning Contributions PUC 99402	—	—	—	—	—
Multimodal Terminal PUC 99400.5	—	—	—	—	—
Other	—	214,600	—	—	—
Total LTF Expenditures	\$ 85,225	\$ 5,511,704	\$ 77,562	\$ 189,193	\$ 143,041
State Transit Assistance Fund Expenditures					
Article 4					
Operating Costs CCR 6730(a)	\$ —	\$ 703,664	\$ —	\$ —	\$ —
Capital Costs CCR 6730(b)	—	2,494	—	—	—
Rail Services Subsidy CCR 6730(c)	—	—	—	—	—
Specialized Services CCR 6731(c)	—	—	—	—	—
Other	—	—	—	—	—
Article 8					
AMTRAK CCR 6731(a)	—	—	—	—	—
General Public CCR 6731(b)	—	—	—	—	—
Elderly and Handicapped CCR 6731(b)	—	—	—	—	—
Other	—	—	—	—	—
Other Expenditures					
Other Expenditures	—	—	—	—	—
Community Transit Services					
CCR 6730(d), 6731(d), and 6731.1	—	—	—	—	—
Total STAF Expenditures	\$ —	\$ 706,158	\$ —	\$ —	\$ —

Table 6. Transportation Planning Agencies Annual Report — Fiscal Year 1999-00 — (continued)
Schedule of Expenditures by Purpose Regarding the
Local Transportation Funds and State Transit Assistance Funds

Stanislaus Council of
Governments —
(continued)

**Stanislaus —
(continued)**

	City of Riverbank	City of Turlock	City of Waterford	Riverbank-Oakdale Transit Authority.	Total
Local Transportation Fund Expenditures					
Administration					
County Auditor PUC 99233.1	\$ —	\$ —	\$ —	\$ —	\$ —
TPA PUC 99233.1	—	—	—	—	40,000
Planning					
PUC 99233.2	—	—	—	—	—
PUC 99233.5(a)	—	—	—	—	—
PUC 99233.5(b)	—	—	—	—	—
Pedestrian and Bicycle Facilities					
PUC 99233.3, 99234	7,274	25,880	3,322	—	217,500
Rail Service					
PUC 99233.4, 99234.9	—	—	—	—	—
Article 4.5					
Community Transit Services					
PUC 99233.7, 99275	—	—	—	—	—
Article 4					
Planning PUC 99262	—	918,493	76,509	—	4,640,791
Transit PUC 99260(a)	—	—	—	—	—
Joint Powers Agencies PUC 99260.7	—	—	—	—	—
Railroad Corporations PUC 99260.5(a)	—	—	—	—	—
Other	—	—	—	—	—
Article 8					
Streets and Roads PUC 99400(a)	177,880	632,864	128,109	—	5,487,135
Pedestrians and Bicycles PUC 99400(a)	—	—	—	—	—
General Public PUC 99400(c)	—	—	—	458,600	1,250,679
Elderly and Handicapped PUC 99400(c)	—	—	—	—	—
Planning Contributions PUC 99402	—	—	—	—	85,000
Multimodal Terminal PUC 99400.5	—	—	—	—	—
Other	—	—	—	—	269,418
Total LTF Expenditures	\$ 185,154	\$ 1,577,237	\$ 207,940	\$ 458,600	\$ 11,990,523
State Transit Assistance Fund Expenditures					
Article 4					
Operating Costs CCR 6730(a)	\$ —	\$ 6,225	\$ 106	\$ —	\$ 713,716
Capital Costs CCR 6730(b)	—	—	—	—	2,494
Rail Services Subsidy CCR 6730(c)	—	—	—	—	—
Specialized Services CCR 6731(c)	—	—	—	—	—
Other	—	—	—	—	—
Article 8					
AMTRAK CCR 6731(a)	—	—	—	—	—
General Public CCR 6731(b)	—	—	—	—	—
Elderly and Handicapped CCR 6731(b)	—	—	—	—	—
Other	—	—	—	—	—
Other Expenditures					
Other Expenditures	—	—	—	—	—
Community Transit Services					
CCR 6730(d), 6731(d), and 6731.1	—	—	—	—	—
Total STAF Expenditures	\$ —	\$ 6,225	\$ 106	\$ —	\$ 716,210

Table 6. Transportation Planning Agencies Annual Report — Fiscal Year 1999-00 — (continued)
Schedule of Expenditures by Purpose Regarding the
Local Transportation Funds and State Transit Assistance Funds

	Tehama County Transportation Commission				
	Tehama				
	Tehama County Transportation Commission	Tehama County	City of Corning	City of Red Bluff	City of Tehama
Local Transportation Fund Expenditures					
Administration					
County Auditor PUC 99233.1	\$ —	\$ —	\$ —	\$ —	\$ —
TPA PUC 99233.1	133,500	—	—	—	—
Planning					
PUC 99233.2	—	—	—	—	—
PUC 99233.5(a)	—	—	—	—	—
PUC 99233.5(b)	—	—	—	—	—
Pedestrian and Bicycle Facilities					
PUC 99233.3, 99234	—	—	—	—	—
Rail Service					
PUC 99233.4, 99234.9	—	—	—	—	—
Article 4.5					
Community Transit Services					
PUC 99233.7, 99275	—	—	—	—	—
Article 4					
Planning PUC 99262	—	—	—	—	—
Transit PUC 99260(a)	—	—	—	—	—
Joint Powers Agencies PUC 99260.7	—	—	—	—	—
Railroad Corporations PUC 99260.5(a)	—	—	—	—	—
Other	—	—	—	—	—
Article 8					
Streets and Roads PUC 99400(a)	—	413,273	88,413	84,267	6,161
Pedestrians and Bicycles PUC 99400(a)	—	—	—	—	—
General Public PUC 99400(c)	—	234,916	22,376	151,648	1,559
Elderly and Handicapped PUC 99400(c)	—	—	—	—	—
Planning Contributions PUC 99402	—	—	—	—	—
Multimodal Terminal PUC 99400.5	—	—	—	—	—
Other	—	—	—	—	—
Total LTF Expenditures	<u>\$ 133,500</u>	<u>\$ 648,189</u>	<u>\$ 110,789</u>	<u>\$ 235,915</u>	<u>\$ 7,720</u>
State Transit Assistance Fund Expenditures					
Article 4					
Operating Costs CCR 6730(a)	\$ —	\$ —	\$ —	\$ —	\$ —
Capital Costs CCR 6730(b)	—	—	—	—	—
Rail Services Subsidy CCR 6730(c)	—	—	—	—	—
Specialized Services CCR 6731(c)	—	—	—	—	—
Other	—	—	—	—	—
Article 8					
AMTRAK CCR 6731(a)	—	—	—	—	—
General Public CCR 6731(b)	—	82,804	—	—	—
Elderly and Handicapped CCR 6731(b)	—	—	—	—	—
Other	—	—	—	—	—
Other Expenditures					
Other Expenditures	—	—	—	—	—
Community Transit Services					
CCR 6730(d), 6731(d), and 6731.1	—	—	—	—	—
Total STAF Expenditures	<u>\$ —</u>	<u>\$ 82,804</u>	<u>\$ —</u>	<u>\$ —</u>	<u>\$ —</u>

Table 6. Transportation Planning Agencies Annual Report — Fiscal Year 1999-00 — (continued)
Schedule of Expenditures by Purpose Regarding the
Local Transportation Funds and State Transit Assistance Funds

	Tehama County Transportation Commission — (continued)	Trinity County Transportation Commission		Tulare County Association of Governments
		Trinity		Tulare
	Total	Trinity County Transportation Commission	Trinity County	Total Tulare County Association of Governments
Local Transportation Fund Expenditures				
Administration				
County Auditor PUC 99233.1	\$ —	\$ —	\$ —	\$ —
TPA PUC 99233.1	133,500	—	—	—
Planning				
PUC 99233.2	—	—	—	—
PUC 99233.5(a)	—	—	—	—
PUC 99233.5(b)	—	—	—	—
Pedestrian and Bicycle Facilities				
PUC 99233.3, 99234	—	—	—	—
Rail Service				
PUC 99233.4, 99234.9	—	—	—	—
Article 4.5				
Community Transit Services				
PUC 99233.7, 99275	—	—	—	—
Article 4				
Planning PUC 99262	—	—	—	105,332
Transit PUC 99260(a)	—	—	106,023	106,023
Joint Powers Agencies PUC 99260.7	—	—	—	—
Railroad Corporations PUC 99260.5(a)	—	—	—	—
Other	—	—	—	—
Article 8				
Streets and Roads PUC 99400(a)	592,114	—	—	—
Pedestrians and Bicycles PUC 99400(a)	—	—	—	—
General Public PUC 99400(c)	410,499	—	—	—
Elderly and Handicapped PUC 99400(c)	—	—	—	—
Planning Contributions PUC 99402	—	—	—	—
Multimodal Terminal PUC 99400.5	—	—	—	—
Other	—	—	—	—
Total LTF Expenditures	<u><u>\$ 1,136,113</u></u>	<u><u>\$ —</u></u>	<u><u>\$ 106,023</u></u>	<u><u>\$ 106,023</u></u> <u><u>\$ 105,332</u></u>
State Transit Assistance Fund Expenditures				
Article 4				
Operating Costs CCR 6730(a)	\$ —	\$ —	\$ —	\$ —
Capital Costs CCR 6730(b)	—	—	—	—
Rail Services Subsidy CCR 6730(c)	—	—	—	—
Specialized Services CCR 6731(c)	—	—	—	—
Other	—	—	—	—
Article 8				
AMTRAK CCR 6731(a)	—	—	—	—
General Public CCR 6731(b)	82,804	—	—	—
Elderly and Handicapped CCR 6731(b)	—	—	—	—
Other	—	—	—	—
Other Expenditures				
Other Expenditures	—	—	—	—
Community Transit Services				
CCR 6730(d), 6731(d), and 6731.1	—	—	—	—
Total STAF Expenditures	<u><u>\$ 82,804</u></u>	<u><u>\$ —</u></u>	<u><u>\$ —</u></u>	<u><u>\$ —</u></u> <u><u>\$ —</u></u>

Table 6. Transportation Planning Agencies Annual Report — Fiscal Year 1999-00 — (continued)
Schedule of Expenditures by Purpose Regarding the
Local Transportation Funds and State Transit Assistance Funds

Tulare County
 Association of
 Governments —
 (continued)

Tulare — (continued)

	Tulare County	City of Dinuba	City of Exeter	City of Farmersville	City of Lindsay
Local Transportation Fund Expenditures					
Administration					
County Auditor PUC 99233.1	\$ —	\$ —	\$ —	\$ —	\$ —
TPA PUC 99233.1	—	—	—	—	—
Planning					
PUC 99233.2	—	—	—	—	—
PUC 99233.5(a)	—	—	—	—	—
PUC 99233.5(b)	—	—	—	—	—
Pedestrian and Bicycle Facilities					
PUC 99233.3, 99234	—	—	—	—	—
Rail Service					
PUC 99233.4, 99234.9	—	—	—	—	—
Article 4.5					
Community Transit Services					
PUC 99233.7, 99275	—	—	—	—	—
Article 4					
Planning PUC 99262	—	—	—	—	—
Transit PUC 99260(a)	491,804	132,722	39,490	—	—
Joint Powers Agencies PUC 99260.7	—	—	—	—	—
Railroad Corporations PUC 99260.5(a)	—	—	—	—	—
Other	—	—	—	—	—
Article 8					
Streets and Roads PUC 99400(a)	1,375,194	180,106	130,805	157,360	150,713
Pedestrians and Bicycles PUC 99400(a)	—	—	—	—	—
General Public PUC 99400(c)	327,000	—	—	—	—
Elderly and Handicapped PUC 99400(c)	—	—	—	—	—
Planning Contributions PUC 99402	—	—	—	—	—
Multimodal Terminal PUC 99400.5	—	—	—	—	—
Other	34,145	—	—	—	—
Total LTF Expenditures	\$ 2,228,143	\$ 312,828	\$ 170,295	\$ 157,360	\$ 150,713
State Transit Assistance Fund Expenditures					
Article 4					
Operating Costs CCR 6730(a)	\$ —	\$ —	\$ —	\$ —	\$ —
Capital Costs CCR 6730(b)	—	—	—	—	—
Rail Services Subsidy CCR 6730(c)	—	—	—	—	—
Specialized Services CCR 6731(c)	—	—	—	—	—
Other	—	—	—	—	—
Article 8					
AMTRAK CCR 6731(a)	—	—	—	—	—
General Public CCR 6731(b)	—	16,824	9,351	—	—
Elderly and Handicapped CCR 6731(b)	—	—	—	—	—
Other	—	—	—	—	—
Other Expenditures					
Other Expenditures	—	—	—	—	—
Community Transit Services					
CCR 6730(d), 6731(d), and 6731.1	—	—	—	—	—
Total STAF Expenditures	\$ —	\$ 16,824	\$ 9,351	\$ —	\$ —

Table 6. Transportation Planning Agencies Annual Report — Fiscal Year 1999-00 — (continued)
Schedule of Expenditures by Purpose Regarding the
Local Transportation Funds and State Transit Assistance Funds

Tulare County
 Association of
 Governments —
 (continued)

Tulare — (continued)

	City of Porterville	City of Tulare	City of Visalia	City of Woodlake	Total
Local Transportation Fund Expenditures					
Administration					
County Auditor PUC 99233.1	\$ —	\$ —	\$ —	\$ —	\$ —
TPA PUC 99233.1	—	—	—	—	—
Planning					
PUC 99233.2	—	—	—	—	—
PUC 99233.5(a)	—	—	—	—	—
PUC 99233.5(b)	—	—	—	—	—
Pedestrian and Bicycle Facilities					
PUC 99233.3, 99234	—	—	—	—	—
Rail Service					
PUC 99233.4, 99234.9	—	—	—	—	—
Article 4.5					
Community Transit Services					
PUC 99233.7, 99275	—	—	—	—	—
Article 4					
Planning PUC 99262	—	—	—	—	105,332
Transit PUC 99260(a)	132,132	856,550	1,427,567	62,710	3,142,975
Joint Powers Agencies PUC 99260.7	—	—	—	—	—
Railroad Corporations PUC 99260.5(a)	—	—	—	—	—
Other	—	—	—	—	—
Article 8					
Streets and Roads PUC 99400(a)	1,004,550	—	463,377	66,000	3,528,105
Pedestrians and Bicycles PUC 99400(a)	—	—	—	—	—
General Public PUC 99400(c)	—	—	—	6,400	333,400
Elderly and Handicapped PUC 99400(c)	—	—	—	—	—
Planning Contributions PUC 99402	—	—	—	—	—
Multimodal Terminal PUC 99400.5	—	—	—	—	—
Other	—	—	—	—	34,145
Total LTF Expenditures	\$ 1,136,682	\$ 856,550	\$ 1,890,944	\$ 135,110	\$ 7,143,957
State Transit Assistance Fund Expenditures					
Article 4					
Operating Costs CCR 6730(a)	\$ —	\$ —	\$ —	\$ —	\$ —
Capital Costs CCR 6730(b)	—	—	—	—	—
Rail Services Subsidy CCR 6730(c)	—	—	—	—	—
Specialized Services CCR 6731(c)	—	—	—	—	—
Other	—	—	—	—	—
Article 8					
AMTRAK CCR 6731(a)	—	—	—	—	—
General Public CCR 6731(b)	214,713	48,900	119,515	6,833	416,136
Elderly and Handicapped CCR 6731(b)	—	—	—	—	—
Other	—	—	—	—	—
Other Expenditures					
Other Expenditures	—	—	—	—	—
Community Transit Services					
CCR 6730(d), 6731(d), and 6731.1	—	—	—	—	—
Total STAF Expenditures	\$ 214,713	\$ 48,900	\$ 119,515	\$ 6,833	\$ 416,136

Table 6. Transportation Planning Agencies Annual Report — Fiscal Year 1999-00 — (continued)
Schedule of Expenditures by Purpose Regarding the
Local Transportation Funds and State Transit Assistance Funds

	Tuolumne County and Cities Planning Council				Ventura County Transportation Commission
	Tuolumne				Ventura
	Tuolumne County and Cities Planning Council	Tuolumne County	City of Sonora	Total	Ventura County Transportation Commission
Local Transportation Fund Expenditures					
Administration					
County Auditor PUC 99233.1	\$ —	\$ —	\$ —	\$ —	\$ —
TPA PUC 99233.1	36,000	—	—	36,000	355,000
Planning					
PUC 99233.2	—	—	—	—	450,000
PUC 99233.5(a)	—	—	—	—	—
PUC 99233.5(b)	—	—	—	—	—
Pedestrian and Bicycle Facilities					
PUC 99233.3, 99234	21,037	—	—	21,037	—
Rail Service					
PUC 99233.4, 99234.9	—	—	—	—	400,000
Article 4.5					
Community Transit Services					
PUC 99233.7, 99275	—	—	—	—	—
Article 4					
Planning PUC 99262	—	—	—	—	—
Transit PUC 99260(a)	—	—	—	—	—
Joint Powers Agencies PUC 99260.7	—	—	—	—	—
Railroad Corporations PUC 99260.5(a)	—	—	—	—	—
Other	—	—	—	—	—
Article 8					
Streets and Roads PUC 99400(a)	—	542,723	51,066	593,789	—
Pedestrians and Bicycles PUC 99400(a)	—	—	—	—	—
General Public PUC 99400(c)	—	366,534	34,488	401,022	416,754
Elderly and Handicapped PUC 99400(c)	—	—	—	—	—
Planning Contributions PUC 99402	—	—	—	—	—
Multimodal Terminal PUC 99400.5	—	—	—	—	—
Other	—	—	—	—	—
Total LTF Expenditures	<u>\$ 57,037</u>	<u>\$ 909,257</u>	<u>\$ 85,554</u>	<u>\$ 1,051,848</u>	<u>\$ 1,621,754</u>
State Transit Assistance Fund Expenditures					
Article 4					
Operating Costs CCR 6730(a)	\$ —	\$ 79,535	\$ —	\$ 79,535	\$ —
Capital Costs CCR 6730(b)	—	—	—	—	—
Rail Services Subsidy CCR 6730(c)	—	—	—	—	—
Specialized Services CCR 6731(c)	—	—	—	—	—
Other	—	—	—	—	—
Article 8					
AMTRAK CCR 6731(a)	—	—	—	—	—
General Public CCR 6731(b)	—	—	—	—	—
Elderly and Handicapped CCR 6731(b)	—	—	—	—	—
Other	—	—	—	—	—
Other Expenditures					
Other Expenditures	—	—	—	—	—
Community Transit Services					
CCR 6730(d), 6731(d), and 6731.1	—	—	—	—	—
Total STAF Expenditures	<u>\$ —</u>	<u>\$ 79,535</u>	<u>\$ —</u>	<u>\$ 79,535</u>	<u>\$ —</u>

Table 6. Transportation Planning Agencies Annual Report — Fiscal Year 1999-00 — (continued)
Schedule of Expenditures by Purpose Regarding the
Local Transportation Funds and State Transit Assistance Funds

Ventura County
Transportation
Commission —
(continued)

Ventura — (continued)

	Ventura County	City of Camarillo	City of Fillmore	City of Moorpark	City of Ojai
Local Transportation Fund Expenditures					
Administration					
County Auditor PUC 99233.1	\$ 11,000	\$ —	\$ —	\$ —	\$ —
TPA PUC 99233.1	—	—	—	—	—
Planning					
PUC 99233.2	—	—	—	—	—
PUC 99233.5(a)	—	—	—	—	—
PUC 99233.5(b)	—	—	—	—	—
Pedestrian and Bicycle Facilities					
PUC 99233.3, 99234	74,250	20,000	35,000	18,000	—
Rail Service					
PUC 99233.4, 99234.9	—	—	—	—	—
Article 4.5					
Community Transit Services					
PUC 99233.7, 99275	—	—	—	—	—
Article 4					
Planning PUC 99262	—	—	—	—	—
Transit PUC 99260(a)	483,012	—	—	—	60,399
Joint Powers Agencies PUC 99260.7	—	—	—	—	—
Railroad Corporations PUC 99260.5(a)	—	—	—	—	—
Other	—	—	—	—	—
Article 8					
Streets and Roads PUC 99400(a)	1,829,675	1,733,318	256,658	662,927	60,710
Pedestrians and Bicycles PUC 99400(a)	—	—	—	—	—
General Public PUC 99400(c)	180,000	—	—	159,336	110,000
Elderly and Handicapped PUC 99400(c)	—	—	—	—	—
Planning Contributions PUC 99402	—	—	—	—	—
Multimodal Terminal PUC 99400.5	—	—	—	—	—
Other	—	—	—	—	—
Total LTF Expenditures	\$ 2,577,937	\$ 1,753,318	\$ 291,658	\$ 840,263	\$ 231,109
State Transit Assistance Fund Expenditures					
Article 4					
Operating Costs CCR 6730(a)	\$ —	\$ —	\$ —	\$ —	\$ —
Capital Costs CCR 6730(b)	—	—	—	—	—
Rail Services Subsidy CCR 6730(c)	—	—	—	—	—
Specialized Services CCR 6731(c)	—	—	—	—	—
Other	—	—	—	—	—
Article 8					
AMTRAK CCR 6731(a)	—	—	—	—	—
General Public CCR 6731(b)	—	—	—	—	—
Elderly and Handicapped CCR 6731(b)	—	—	—	—	—
Other	—	—	—	—	—
Other Expenditures					
Other Expenditures	200,947	—	—	—	—
Community Transit Services					
CCR 6730(d), 6731(d), and 6731.1	—	—	—	—	—
Total STAF Expenditures	\$ 200,947	\$ —	\$ —	\$ —	\$ —

Table 6. Transportation Planning Agencies Annual Report — Fiscal Year 1999-00 — (continued)
Schedule of Expenditures by Purpose Regarding the
Local Transportation Funds and State Transit Assistance Funds

Ventura County
Transportation
Commission —
(continued)

Ventura — (continued)

	City of Oxnard	City of Port Hueneme	City of San Buenaventura	City of Santa Paula	City of Simi Valley
Local Transportation Fund Expenditures					
Administration					
County Auditor PUC 99233.1	\$ —	\$ —	\$ —	\$ —	\$ —
TPA PUC 99233.1	—	—	—	—	—
Planning					
PUC 99233.2	—	—	—	—	—
PUC 99233.5(a)	—	—	—	—	—
PUC 99233.5(b)	—	—	—	—	—
Pedestrian and Bicycle Facilities					
PUC 99233.3, 99234	100,000	88,843	19,440	49,950	—
Rail Service					
PUC 99233.4, 99234.9	—	—	—	—	—
Article 4.5					
Community Transit Services					
PUC 99233.7, 99275	—	—	—	—	—
Article 4					
Planning PUC 99262					
Transit PUC 99260(a)	1,518,819	110,099	1,350,491	—	—
Joint Powers Agencies PUC 99260.7	—	—	—	—	—
Railroad Corporations PUC 99260.5(a)	—	—	—	—	—
Other	—	—	—	—	—
Article 8					
Streets and Roads PUC 99400(a)	2,411,015	526,860	1,501,470	648,416	3,058,741
Pedestrians and Bicycles PUC 99400(a)	—	—	—	—	—
General Public PUC 99400(c)	512,410	—	—	—	—
Elderly and Handicapped PUC 99400(c)	—	—	—	—	—
Planning Contributions PUC 99402	—	—	—	—	—
Multimodal Terminal PUC 99400.5	—	—	—	—	—
Other	—	—	—	—	—
Total LTF Expenditures	\$ 4,542,244	\$ 725,802	\$ 2,871,401	\$ 698,366	\$ 3,058,741
State Transit Assistance Fund Expenditures					
Article 4					
Operating Costs CCR 6730(a)	\$ —	\$ —	\$ —	\$ —	\$ —
Capital Costs CCR 6730(b)	—	—	—	—	—
Rail Services Subsidy CCR 6730(c)	—	—	—	—	—
Specialized Services CCR 6731(c)	—	—	—	—	—
Other	—	—	—	—	—
Article 8					
AMTRAK CCR 6731(a)	—	—	—	—	—
General Public CCR 6731(b)	—	—	—	—	—
Elderly and Handicapped CCR 6731(b)	—	—	—	—	—
Other	—	—	—	—	—
Other Expenditures					
Other Expenditures	—	—	—	—	—
Community Transit Services					
CCR 6730(d), 6731(d), and 6731.1	—	—	—	—	—
Total STAF Expenditures	\$ —	\$ —	\$ —	\$ —	\$ —

Table 6. Transportation Planning Agencies Annual Report — Fiscal Year 1999-00 — (continued)
Schedule of Expenditures by Purpose Regarding the
Local Transportation Funds and State Transit Assistance Funds

Ventura County
Transportation
Commission —
(continued)

Ventura — (continued)

	City of Thousand Oaks	South Coast Area Transit	Southern California Regional Rail Authority	Total	State Total
Local Transportation Fund Expenditures					
Administration					
County Auditor PUC 99233.1	\$ —	\$ —	\$ —	\$ 11,000	\$ 1,247,594
TPA PUC 99233.1	—	—	—	355,000	12,900,890
Planning					
PUC 99233.2	—	—	—	450,000	14,705,526
PUC 99233.5(a)	—	—	—	—	1,593,762
PUC 99233.5(b)	—	—	—	—	5,631,886
Pedestrian and Bicycle Facilities					
PUC 99233.3, 99234	—	—	—	405,483	12,110,536
Rail Service					
PUC 99233.4, 99234.9	—	—	—	400,000	5,900,000
Article 4.5					
Community Transit Services					
PUC 99233.7, 99275	—	—	—	—	13,521,732
Article 4					
Planning PUC 99262	—	—	—	—	12,109,890
Transit PUC 99260(a)	—	—	—	3,522,820	698,639,451
Joint Powers Agencies PUC 99260.7	—	—	—	—	1,518,370
Railroad Corporations PUC 99260.5(a)	—	—	—	—	—
Other	—	—	—	—	39,101,175
Article 8					
Streets and Roads PUC 99400(a)	2,467,783	—	—	15,157,573	86,408,121
Pedestrians and Bicycles PUC 99400(a)	—	—	—	—	418,496
General Public PUC 99400(c)	843,157	—	—	2,221,657	23,967,307
Elderly and Handicapped PUC 99400(c)	—	—	—	—	2,437,859
Planning Contributions PUC 99402	—	—	—	—	2,683,203
Multimodal Terminal PUC 99400.5	—	—	—	—	1,447,983
Other	—	—	—	—	4,313,298
Total LTF Expenditures	\$ 3,310,940	\$ —	\$ —	\$ 22,523,533	\$ 940,657,079
State Transit Assistance Fund Expenditures					
Article 4					
Operating Costs CCR 6730(a)	\$ —	\$ —	\$ —	\$ —	\$ 47,745,607
Capital Costs CCR 6730(b)	—	—	—	—	14,824,997
Rail Services Subsidy CCR 6730(c)	—	—	—	—	13,940,875
Specialized Services CCR 6731(c)	—	—	—	—	7,425,768
Other	—	—	—	—	232,905
Article 8					
AMTRAK CCR 6731(a)	—	—	—	—	—
General Public CCR 6731(b)	—	—	—	—	3,453,533
Elderly and Handicapped CCR 6731(b)	—	—	—	—	79,907
Other	—	—	—	—	25,196
Other Expenditures					
Other Expenditures	—	54,862	863,243	1,119,052	1,239,052
Community Transit Services					
CCR 6730(d), 6731(d), and 6731.1	—	—	—	—	23,814
Total STAF Expenditures	\$ —	\$ 54,862	\$ 863,243	\$ 1,119,052	\$ 88,991,654

**Table 7. Transportation Planning Agencies Annual Report — Fiscal Year 1999-00
Special Taxing Authorities Local Sales Tax and Revenue Bond Expenditures by Purpose**

	Alameda County Transportation Authority	Contra Costa Transportation Authority	Fresno County Transportation Authority	Imperial County Local Transportation Authority
Expenditures				
Administration	\$ 989,664	\$ 778,000	\$ 1,769,200	\$ 72,706
Streets and Roads	19,015,395	10,558,000	—	6,520,219
Pedestrians and Bicycles	—	2,000	—	—
Rail Projects	—	—	—	—
Public Transit	11,687,928	2,595,000	—	—
Paratransit	1,524,250	1,608,000	—	—
Capital Projects	47,921,040	39,987,000	75,776,101	—
Debt Service	43,336,738	28,758,000	3,393,050	—
Air Pollution	—	1,233,000	—	—
Contributions to Other Agencies	—	25,000	9,788,586	—
All Other	—	1,467,000	—	—
Total Expenditures	\$ 124,475,015	\$ 87,011,000	\$ 90,726,937	\$ 6,592,925
	Los Angeles County Metropolitan Transportation Authority	Madera County Transportation Authority	Orange County Transportation Authority	Riverside County Transportation Commission
Expenditures				
Administration	\$ 51,500,216	\$ 73,551	\$ 3,895,708	\$ 1,894,359
Streets and Roads	173,662,909	1,992,191	72,817,115	31,275,142
Pedestrians and Bicycles	1,949,087	—	—	—
Rail Projects	60,985,541	—	3,018,145	3,303,499
Public Transit	850,377,633	—	—	1,850,044
Paratransit	4,592,892	—	222,646	1,019,493
Capital Projects	37,074,825	—	125,145,086	9,273,349
Debt Service	224,188,121	—	84,325,892	30,547,010
Air Pollution	—	—	—	—
Contributions to Other Agencies	—	—	—	1,115,960
All Other	40,180,366	—	5,717,582	—
Total Expenditures	\$ 1,444,511,590	\$ 2,065,742	\$ 295,142,174	\$ 80,278,856
	Sacramento County Transportation Authority	San Bernardino Associated Governments	San Diego Association of Governments	San Francisco County Transportation Authority
Expenditures				
Administration	\$ 495,595	\$ 3,781,836	\$ 1,338,888	\$ 1,847,110
Streets and Roads	42,018,156	40,795,613	49,274,940	31,668,481
Pedestrians and Bicycles	720,094	650,729	669,089	629,474
Rail Projects	5,662,007	5,500,000	—	—
Public Transit	20,839,145	14,977,367	9,259,248	50,348,676
Paratransit	1,776,674	3,578,938	—	6,173,308
Capital Projects	—	40,903,061	52,288,692	—
Debt Service	—	28,550,181	83,148,776	—
Air Pollution	1,117,023	—	—	—
Contributions to Other Agencies	—	37,064,112	—	—
All Other	2,716,347	1,941,093	—	574,610
Total Expenditures	\$ 75,345,041	\$ 177,742,930	\$ 195,979,633	\$ 91,241,659

Table 7. Transportation Planning Agencies Annual Report — Fiscal Year 1999-00 — (continued)
Special Taxing Authorities Local Sales Tax and Revenue Bond Expenditures by Purpose

	San Joaquin County Council of Governments	San Mateo County Transportation Authority	Santa Barbara County Association of Governments	State Total
Expenditures				
Administration	\$ 1,156,272	\$ 537,873	\$ 902,730	\$ 71,033,708
Streets and Roads	19,542,654	—	26,607,322	525,748,137
Pedestrians and Bicycles	—	—	—	4,620,473
Rail Projects	7,102,886	—	—	85,572,078
Public Transit	6,271,941	—	—	968,206,982
Paratransit	—	—	112,240	20,608,441
Capital Projects	—	20,632,968	—	449,002,122
Debt Service	2,284,744	—	4,611,918	533,144,430
Air Pollution	—	—	—	2,350,023
Contributions to Other Agencies	300,000	12,612,375	—	60,906,033
All Other	497,909	—	—	53,094,907
Total Expenditures	\$ 37,156,406	\$ 33,783,216	\$ 32,234,210	\$ 2,774,287,334

Table 8. Transportation Planning Agencies Annual Report — Fiscal Year 1999-00
Service Authorities for Freeway Emergencies Balance Sheet
and Statements of Revenues, Expenditures, and Changes in Fund Balance

	Metropolitan Transportation Commission	Del Norte County Local Transportation Commission	Glenn County Local Transportation Commission	Humboldt County Association of Governments
Balance Sheets				
Assets				
Cash and Investments	\$ 18,624,547	\$ 52,492	\$ 142,603	\$ 442,748
Accounts Receivable	1,220,151	—	—	—
Interest Receivable	246,144	—	—	—
Due From Other Funds	—	—	—	—
Due From Other Agencies	—	2,210	—	—
Other Assets	2,738,432	—	—	—
Total Assets	\$ 22,829,274	\$ 54,702	\$ 142,603	\$ 442,748
Liabilities				
Accounts Payable	\$ 1,450,567	\$ 91	\$ 134,000	\$ —
Due to Other Funds	—	7,767	—	—
Due to Other Agencies	—	—	—	—
Other Liabilities	—	—	—	—
Total Liabilities	\$ 1,450,567	\$ 7,858	\$ 134,000	\$ —
Fund Equity				
Retained Earnings	\$ —	\$ —	\$ —	\$ —
Fund Balance				
Reserved	21,378,707	—	—	442,748
Unreserved Designated	—	—	—	—
Unreserved Undesignated	—	46,844	8,603	—
Total Fund Equity	\$ 21,378,707	\$ 46,844	\$ 8,603	\$ 442,748
Total Liabilities and Equity	\$ 22,829,274	\$ 54,702	\$ 142,603	\$ 442,748
Statements of Revenues, Expenditures and Changes in Fund Balance				
Revenues				
Vehicle Registration Fees	\$ 5,835,786	\$ 23,275	\$ 31,712	\$ 149,590
Interest	902,698	1,742	6,174	19,954
Other/Miscellaneous	3,738,207	—	—	—
Total Revenues	\$ 10,476,691	\$ 25,017	\$ 37,886	\$ 169,544
Expenditures				
Salaries, Wages and Benefits	\$ 598,188	\$ —	\$ —	\$ 54,534
Services and Supplies	9,708,944	20,084	134,000	—
Interest	—	—	—	—
Debt Service Principal Payments	—	—	—	—
Capital Outlay	—	—	—	—
All Other	1,520,413	—	—	—
Total Expenditures	\$ 11,827,545	\$ 20,084	\$ 134,000	\$ 54,534
Excess (Deficiency) of Revenues Over (Under) Expenditures	\$ (1,350,854)	\$ 4,933	\$ (96,114)	\$ 115,010
Other Sources and (Uses)	\$ —	\$ —	\$ —	\$ —
Excess (Deficiency) of Revenues and Other Sources Over (Under) Expenditures and Other (Uses)	\$ (1,350,854)	\$ 4,933	\$ (96,114)	\$ 115,010
Equity, Beginning of Year	\$ 22,729,561	\$ 41,911	\$ 104,717	\$ —
Prior Year Adjustments	—	—	—	327,738
Equity, End of Year	\$ 21,378,707	\$ 46,844	\$ 8,603	\$ 442,748

Table 8. Transportation Planning Agencies Annual Report — Fiscal Year 1999-00 — (continued)
Service Authorities for Freeway Emergencies Balance Sheet
and Statements of Revenues, Expenditures, and Changes in Fund Balance

	Imperial Valley Association of Governments	Kern Council of Governments	Lake County/City Council of Governments	Los Angeles County Metropolitan Transportation Authority
Balance Sheets				
Assets				
Cash and Investments	\$ 593,912	\$ 1,004,291	\$ 225,010	\$ 22,924,000
Accounts Receivable	—	—	6,781	—
Interest Receivable	7,455	—	4,091	280,000
Due From Other Funds	—	—	—	—
Due From Other Agencies	—	60,530	—	—
Other Assets	—	389,354	—	—
Total Assets	\$ 601,367	\$ 1,454,175	\$ 235,882	\$ 23,204,000
Liabilities				
Accounts Payable	\$ 966	\$ 104,358	\$ —	\$ 1,106,000
Due to Other Funds	63	11,782	—	—
Due to Other Agencies	—	—	—	—
Other Liabilities	—	—	—	—
Total Liabilities	\$ 1,029	\$ 116,140	\$ —	\$ 1,106,000
Fund Equity				
Retained Earnings	\$ —	\$ 1,338,035	\$ —	\$ —
Fund Balance				
Reserved	—	—	—	—
Unreserved Designated	—	—	—	22,098,000
Unreserved Undesignated	600,338	—	235,882	—
Total Fund Equity	\$ 600,338	\$ 1,338,035	\$ 235,882	\$ 22,098,000
Total Liabilities and Equity	\$ 601,367	\$ 1,454,175	\$ 235,882	\$ 23,204,000
Statements of Revenues, Expenditures and Changes in Fund Balance				
Revenues				
Vehicle Registration Fees	\$ 131,118	\$ 517,728	\$ 70,840	\$ 7,075,000
Interest	36,244	51,861	10,179	1,425,000
Other/Miscellaneous	—	4,954	—	—
Total Revenues	\$ 167,362	\$ 574,543	\$ 81,019	\$ 8,500,000
Expenditures				
Salaries, Wages and Benefits	\$ —	\$ —	\$ —	\$ 7,518,000
Services and Supplies	11,283	395,868	—	—
Interest	—	—	—	—
Debt Service Principal Payments	—	—	—	—
Capital Outlay	408,320	—	—	—
All Other	—	150,430	38,258	—
Total Expenditures	\$ 419,603	\$ 546,298	\$ 38,258	\$ 7,518,000
Excess (Deficiency) of Revenues Over (Under) Expenditures	\$ (252,241)	\$ 28,245	\$ 42,761	\$ 982,000
Other Sources and (Uses)	\$ —	\$ (69,807)	\$ —	\$ —
Excess (Deficiency) of Revenues and Other Sources Over (Under) Expenditures and Other (Uses)	\$ (252,241)	\$ (41,562)	\$ 42,761	\$ 982,000
Equity, Beginning of Year	\$ 852,579	\$ 1,379,597	\$ 193,121	\$ 21,148,000
Prior Year Adjustments	—	—	—	(32,000)
Equity, End of Year	\$ 600,338	\$ 1,338,035	\$ 235,882	\$ 22,098,000

Table 8. Transportation Planning Agencies Annual Report — Fiscal Year 1999-00 — (continued)
Service Authorities for Freeway Emergencies Balance Sheet
and Statements of Revenues, Expenditures, and Changes in Fund Balance

	Mendocino Council of Governments	Merced County Association of Governments	Transportation Agency for Monterey County	Orange County Transportation Authority
Balance Sheets				
Assets				
Cash and Investments	\$ 307,548	\$ 296,607	\$ 684,329	\$ 8,315,073
Accounts Receivable	—	—	—	4,997
Interest Receivable	—	—	—	112,229
Due From Other Funds	—	—	—	—
Due From Other Agencies	—	—	—	739,417
Other Assets	—	—	—	134
Total Assets	\$ 307,548	\$ 296,607	\$ 684,329	\$ 9,171,850
Liabilities				
Accounts Payable	\$ 2,877	\$ —	\$ —	\$ 610,245
Due to Other Funds	—	—	—	—
Due to Other Agencies	500	—	—	—
Other Liabilities	—	—	—	—
Total Liabilities	\$ 3,377	\$ —	\$ —	\$ 610,245
Fund Equity				
Retained Earnings	\$ —	\$ —	\$ —	\$ —
Fund Balance				
Reserved	—	296,607	—	5,026
Unreserved Designated	—	—	684,329	—
Unreserved Undesignated	304,171	—	—	8,556,579
Total Fund Equity	\$ 304,171	\$ 296,607	\$ 684,329	\$ 8,561,605
Total Liabilities and Equity	\$ 307,548	\$ 296,607	\$ 684,329	\$ 9,171,850
Statements of Revenues, Expenditures and Changes in Fund Balance				
Revenues				
Vehicle Registration Fees	\$ 104,952	\$ 176,991	\$ 333,477	\$ 2,277,587
Interest	19,558	20,276	—	366,040
Other/Miscellaneous	—	—	6,347	2,408,344
Total Revenues	\$ 124,510	\$ 197,267	\$ 339,824	\$ 5,051,971
Expenditures				
Salaries, Wages and Benefits	\$ —	\$ —	\$ 6,356	\$ —
Services and Supplies	165,725	—	28,937	4,219,458
Interest	—	—	—	—
Debt Service Principal Payments	—	—	—	—
Capital Outlay	—	—	—	11,595
All Other	—	334,413	—	—
Total Expenditures	\$ 165,725	\$ 334,413	\$ 35,293	\$ 4,231,053
Excess (Deficiency) of Revenues Over (Under) Expenditures	\$ (41,215)	\$ (137,146)	\$ 304,531	\$ 820,918
Other Sources and (Uses)	\$ —	\$ —	\$ —	\$ —
Excess (Deficiency) of Revenues and Other Sources Over (Under) Expenditures and Other (Uses)	\$ (41,215)	\$ (137,146)	\$ 304,531	\$ 820,918
Equity, Beginning of Year	\$ 345,386	\$ 449,840	\$ 379,798	\$ 7,740,688
Prior Year Adjustments	—	(16,087)	—	(1)
Equity, End of Year	\$ 304,171	\$ 296,607	\$ 684,329	\$ 8,561,605

Table 8. Transportation Planning Agencies Annual Report — Fiscal Year 1999-00 — (continued)
Service Authorities for Freeway Emergencies Balance Sheet
and Statements of Revenues, Expenditures, and Changes in Fund Balance

	Riverside County Transportation Commission	Sacramento Area Council of Governments	San Bernardino Associated Governments	San Luis Obispo Area Council of Governments
Balance Sheets				
Assets				
Cash and Investments	\$ 2,526,530	\$ 1,590,658	\$ 998,586	\$ 268,333
Accounts Receivable	108,970	3,991	—	—
Interest Receivable	2,636	—	4,129	—
Due From Other Funds	—	—	—	102,466
Due From Other Agencies	—	—	175,029	—
Other Assets	(2,552)	2,991,649	—	—
Total Assets	\$ 2,635,584	\$ 4,586,298	\$ 1,177,744	\$ 370,799
Liabilities				
Accounts Payable	\$ 181,355	\$ —	\$ 85,420	\$ —
Due to Other Funds	54	—	—	—
Due to Other Agencies	—	—	201,608	300,000
Other Liabilities	—	—	—	—
Total Liabilities	\$ 181,409	\$ —	\$ 287,028	\$ 300,000
Fund Equity				
Retained Earnings	\$ —	\$ 4,526,298	\$ —	\$ —
Fund Balance				
Reserved	—	60,000	—	—
Unreserved Designated	2,454,175	—	1,101,374	—
Unreserved Undesignated	—	—	(210,658)	70,799
Total Fund Equity	\$ 2,454,175	\$ 4,586,298	\$ 890,716	\$ 70,799
Total Liabilities and Equity	\$ 2,635,584	\$ 4,586,298	\$ 1,177,744	\$ 370,799
Statements of Revenues, Expenditures and Changes in Fund Balance				
Revenues				
Vehicle Registration Fees	\$ 1,189,662	\$ 1,728,847	\$ 1,285,478	\$ 239,277
Interest	124,203	66,143	21,025	12,681
Other/Miscellaneous	1,706	109,151	125,848	—
Total Revenues	\$ 1,315,571	\$ 1,904,141	\$ 1,432,351	\$ 251,958
Expenditures				
Salaries, Wages and Benefits	\$ 32,524	\$ —	\$ 40,116	\$ —
Services and Supplies	56,780	2,162,265	1,097,122	117,585
Interest	—	—	—	—
Debt Service Principal Payments	—	—	—	—
Capital Outlay	2,061	—	—	—
All Other	833,038	—	—	—
Total Expenditures	\$ 924,403	\$ 2,162,265	\$ 1,137,238	\$ 117,585
Excess (Deficiency) of Revenues Over (Under) Expenditures	\$ 391,168	\$ (258,124)	\$ 295,113	\$ 134,373
Other Sources and (Uses)	\$ (202,183)	\$ (8,163)	\$ (102,726)	\$ —
Excess (Deficiency) of Revenues and Other Sources Over (Under) Expenditures and Other (Uses)	\$ 188,985	\$ (266,287)	\$ 192,387	\$ 134,373
Equity, Beginning of Year	\$ 2,267,742	\$ 4,852,585	\$ 413,107	\$ (63,574)
Prior Year Adjustments	(2,552)	—	285,222	—
Equity, End of Year	\$ 2,454,175	\$ 4,586,298	\$ 890,716	\$ 70,799

Table 8. Transportation Planning Agencies Annual Report — Fiscal Year 1999-00 — (continued)
Service Authorities for Freeway Emergencies Balance Sheet
and Statements of Revenues, Expenditures, and Changes in Fund Balance

	Santa Barbara County Association of Governments	Santa Cruz County Transportation Commission	Ventura County Transportation Commission	State Total
Balance Sheets				
Assets				
Cash and Investments	\$ 359,021	\$ 352,575	\$ 2,561,730	\$ 62,270,593
Accounts Receivable	—	—	75,297	1,420,187
Interest Receivable	5,273	—	32,932	694,889
Due From Other Funds	—	—	—	102,466
Due From Other Agencies	30,171	20,502	—	1,027,859
Other Assets	—	—	—	6,117,017
Total Assets	\$ 394,465	\$ 373,077	\$ 2,669,959	\$ 71,633,011
Liabilities				
Accounts Payable	\$ 30,274	\$ 13,285	\$ 86,124	\$ 3,805,562
Due to Other Funds	4,591	8,852	—	33,109
Due to Other Agencies	—	—	—	502,108
Other Liabilities	—	—	—	—
Total Liabilities	\$ 34,865	\$ 22,137	\$ 86,124	\$ 4,340,779
Fund Equity				
Retained Earnings	\$ —	\$ —	\$ —	\$ 5,864,333
Fund Balance				
Reserved	—	45,635	—	22,228,723
Unreserved Designated	—	305,305	—	26,643,183
Unreserved Undesignated	359,600	—	2,583,835	12,555,993
Total Fund Equity	\$ 359,600	\$ 350,940	\$ 2,583,835	\$ 67,292,232
Total Liabilities and Equity	\$ 394,465	\$ 373,077	\$ 2,669,959	\$ 71,633,011
Statements of Revenues, Expenditures and Changes in Fund Balance				
Revenues				
Vehicle Registration Fees	\$ 333,145	\$ 228,507	\$ 655,282	\$ 22,388,254
Interest	14,387	21,021	139,320	3,258,506
Other/Miscellaneous	123	99	30,630	6,425,409
Total Revenues	\$ 347,655	\$ 249,627	\$ 825,232	\$ 32,072,169
Expenditures				
Salaries, Wages and Benefits	\$ 30,478	\$ 34,399	\$ 100,000	\$ 8,414,595
Services and Supplies	249,344	271,992	878,634	19,518,021
Interest	—	—	—	—
Debt Service Principal Payments	—	—	—	—
Capital Outlay	—	—	—	421,976
All Other	—	—	—	2,876,552
Total Expenditures	\$ 279,822	\$ 306,391	\$ 978,634	\$ 31,231,144
Excess (Deficiency) of Revenues Over (Under) Expenditures	\$ 67,833	\$ (56,764)	\$ (153,402)	\$ 841,025
Other Sources and (Uses)	\$ —	\$ —	\$ —	\$ (382,879)
Excess (Deficiency) of Revenues and Other Sources Over (Under) Expenditures and Other (Uses)	\$ 67,833	\$ (56,764)	\$ (153,402)	\$ 458,146
Equity, Beginning of Year	\$ 293,954	\$ 412,774	\$ 2,726,070	\$ 66,267,856
Prior Year Adjustments	(2,187)	(5,070)	11,167	566,230
Equity, End of Year	\$ 359,600	\$ 350,940	\$ 2,583,835	\$ 67,292,232

Table 9. Transportation Planning Agencies Annual Report — Fiscal Year 1999-00
Summary of Changes in Agency Bonds and Other Long-Term Debt

Type of Indebtedness by Agency and Year Authorized	Principal Amount Unmatured Beginning of the Fiscal Year	Adjustments and Amount Defeased	Principal Amount Issued During the Fiscal Year	Principal Amount Matured During the Fiscal Year	Principal Amount Unmatured End of the Fiscal Year
Alameda Corridor Transportation Authority					
Other Loan 1998	\$ —	\$ 24,213,186	\$ 26,388,137	\$ —	\$ 50,601,323
Other Loan 1998	—	280,000,000	120,000,000	—	400,000,000
Revenue Bond 1999	—	—	1,163,147,013	—	1,163,147,013
Total	\$ —	\$ 304,213,186	\$ 1,309,535,150	\$ —	\$ 1,613,748,336
Alameda County Transportation Authority					
Revenue Bond 1992	54,890,000	—	—	21,090,000	33,800,000
Revenue Bond 1997	55,740,000	—	—	17,825,000	37,915,000
Total	\$ 110,630,000	\$ —	\$ —	\$ 38,915,000	\$ 71,715,000
Association of Bay Area Governments					
Lease 1996	39,501	—	—	17,748	21,753
Lease 1998	221,216	—	—	69,404	151,812
Revenue Bond 1984	1,955,000	—	—	120,000	1,835,000
Total	\$ 2,215,717	\$ —	\$ —	\$ 207,152	\$ 2,008,565
Contra Costa Transportation Authority					
Revenue Bond 1993	153,235,000	—	—	11,885,000	141,350,000
Revenue Bond 1995	60,125,000	—	—	4,710,000	55,415,000
Total	\$ 213,360,000	\$ —	\$ —	\$ 16,595,000	\$ 196,765,000
Foothill Transportation Corridor Agency					
Other Loan 1995	1,586,000	—	232,000	210,000	1,608,000
Revenue Bond 1995	1,610,045,000	(1,449,312,000)	19,257,000	—	179,990,000
Revenue Bond 1999	—	—	1,629,694,000	—	1,629,694,000
Total	\$ 1,611,631,000	\$ (1,449,312,000)	\$ 1,649,183,000	\$ 210,000	\$ 1,811,292,000
Fresno County Transportation Authority					
Revenue Bond 1998	75,475,000	—	—	—	75,475,000
Total	\$ 75,475,000	\$ —	\$ —	\$ —	\$ 75,475,000
Los Angeles County Metropolitan Transportation Authority					
Certificates of Participation 1991	8,450,000	—	—	1,635,000	6,815,000
Certificates of Participation 1992	1,455,000	—	—	295,000	1,160,000
Lease 1990	15,378,000	—	—	2,046,000	13,332,000
Other Loan 1990	3,300,000	—	—	—	3,300,000
Other Loan 1990	6,705,136	—	311,063	—	7,016,199
Other Loan 1999	60,720,000	—	40,000,000	—	100,720,000
Other Loan 1999	99,010,000	—	196,368,000	20,408,000	274,970,000
Revenue Bond 1991	10,795,000	—	—	5,235,000	5,560,000
Revenue Bond 1991	268,340,000	—	—	790,000	267,550,000
Revenue Bond 1992	98,700,000	—	—	—	98,700,000
Revenue Bond 1992	82,730,000	—	—	15,480,000	67,250,000
Revenue Bond 1992	88,060,000	—	—	8,940,000	79,120,000
Revenue Bond 1993	9,455,000	—	—	—	9,455,000
Revenue Bond 1993	21,665,000	—	—	—	21,665,000
Revenue Bond 1993	548,825,000	—	—	2,765,000	546,060,000

Table 9. Transportation Planning Agencies Annual Report — Fiscal Year 1999-00 — (continued)
Summary of Changes in Agency Bonds and Other Long-Term Debt

Type of Indebtedness by Agency and Year Authorized	Principal Amount Unmatured Beginning of the Fiscal Year	Adjustments and Amount Defeased	Principal Amount Issued During the Fiscal Year	Principal Amount Matured During the Fiscal Year	Principal Amount Unmatured End of the Fiscal Year
Los Angeles County Metropolitan Transportation Authority — (continued)					
Revenue Bond 1993	\$ 202,390,000	\$ —	\$ —	\$ 815,000	\$ 201,575,000
Revenue Bond 1993	297,225,000	—	—	5,900,000	291,325,000
Revenue Bond 1995	250,000,000	—	—	4,570,000	245,430,000
Revenue Bond 1996	25,605,000	—	—	1,680,000	23,925,000
Revenue Bond 1996	185,735,000	—	—	—	185,735,000
Revenue Bond 1996	20,360,000	—	—	1,855,000	18,505,000
Revenue Bond 1997	256,690,000	—	—	2,960,000	253,730,000
Revenue Bond 1998	219,710,000	—	—	—	219,710,000
Revenue Bond 1998	21,700,000	—	—	4,340,000	17,360,000
Revenue Bond 1999	160,205,000	—	—	—	160,205,000
Revenue Bond 1999	150,340,000	—	—	7,445,000	142,895,000
Revenue Bond 1999	170,495,000	—	—	—	170,495,000
Revenue Bond 1999	124,805,000	—	—	1,865,000	122,940,000
Total	\$ 3,408,848,136	\$ —	\$ 236,679,063	\$ 89,024,000	\$ 3,556,503,199
Merced County Association of Governments					
Other Loan 1998	212,168	—	—	23,703	188,465
Total	\$ 212,168	\$ —	\$ —	\$ 23,703	\$ 188,465
Orange County Transportation Authority					
Revenue Bond 1992	310,460,000	—	—	23,525,000	286,935,000
Revenue Bond 1994	156,405,000	—	—	9,755,000	146,650,000
Revenue Bond 1997	57,555,000	—	—	10,000	57,545,000
Revenue Bond 1998	234,225,000	—	—	13,510,000	220,715,000
Total	\$ 758,645,000	\$ —	\$ —	\$ 46,800,000	\$ 711,845,000
Riverside County Transportation Commission					
Other Loan 1992	220,382	—	—	49,107	171,275
Revenue Bond 1991	17,937,761	—	—	6,120,000	11,817,761
Revenue Bond 1993	97,375,000	—	—	7,615,000	89,760,000
Revenue Bond 1996	60,445,000	—	—	330,000	60,115,000
Revenue Bond 1997	11,585,000	—	—	955,000	10,630,000
Revenue Bond 1997	42,085,000	—	—	3,460,000	38,625,000
Total	\$ 229,648,143	\$ —	\$ —	\$ 18,529,107	\$ 211,119,036
San Bernardino Associated Governments					
Revenue Bond 1992	23,205,000	—	—	5,315,000	17,890,000
Revenue Bond 1993	86,055,000	—	—	6,110,000	79,945,000
Revenue Bond 1996	52,350,000	—	—	3,690,000	48,660,000
Revenue Bond 1997	64,270,000	—	—	755,000	63,515,000
Total	\$ 225,880,000	\$ —	\$ —	\$ 15,870,000	\$ 210,010,000
San Diego Association of Governments					
Revenue Bond 1992	100,860,000	—	—	9,285,000	91,575,000
Revenue Bond 1993	164,465,000	—	—	11,380,000	153,085,000
Revenue Bond 1994	164,000,000	—	—	18,300,000	145,700,000
Revenue Bond 1996	152,650,000	—	—	13,880,000	138,770,000

Table 9. Transportation Planning Agencies Annual Report — Fiscal Year 1999-00 — (continued)
Summary of Changes in Agency Bonds and Other Long-Term Debt

Type of Indebtedness by Agency and Year Authorized	Principal Amount Unmatured Beginning of the Fiscal Year	Adjustments and Amount Defeased	Principal Amount Issued During the Fiscal Year	Principal Amount Matured During the Fiscal Year	Principal Amount Unmatured End of the Fiscal Year
Total	\$ 581,975,000	\$ —	\$ —	\$ 52,845,000	\$ 529,130,000
San Diego Metropolitan Transit Development Board					
Certificates of Participation 2000	\$ —	\$ —	\$ 12,770,000	\$ —	\$ 12,770,000
Lease 1989	15,878,740	—	—	—	15,878,740
Lease 1989	11,357,373	—	—	281,622	11,075,751
Lease 1991	15,345,000	(11,925,000)	—	3,420,000	—
Lease 1996	127,903,716	—	317,941	—	128,221,657
Total	\$ 170,484,829	\$ (11,925,000)	\$ 13,087,941	\$ 3,701,622	\$ 167,946,148
San Gabriel Valley Council of Governments					
Other Loan 1999	—	—	2,000,000	—	2,000,000
Total	\$ —	\$ —	\$ 2,000,000	\$ —	\$ 2,000,000
San Joaquin County Council of Governments					
Lease 1996	222,198	—	—	222,198	—
Other Loan 1996	65,000,000	—	24,000,000	—	89,000,000
Total	\$ 65,222,198	\$ —	\$ 24,000,000	\$ 222,198	\$ 89,000,000
San Joaquin Transportation Corridor Agency					
Lease 1997	5,231,000	—	—	1,066,000	4,165,000
Other Loan 1991	545,000	—	175,000	149,000	571,000
Revenue Bond 1993	220,180,000	—	—	—	220,180,000
Revenue Bond 1997	1,506,300,000	(46,540,000)	73,271,000	—	1,533,031,000
Total	\$ 1,732,256,000	\$ (46,540,000)	\$ 73,446,000	\$ 1,215,000	\$ 1,757,947,000
San Mateo County Transportation Authority					
Other Loan 1994	3,450,000	—	—	—	3,450,000
Revenue Bond 1997	67,750,000	—	—	6,370,000	61,380,000
Revenue Bond 1997	228,242	—	—	—	228,242
Total	\$ 71,428,242	\$ —	\$ —	\$ 6,370,000	\$ 65,058,242
Santa Barbara County Association of Governments					
Other Loan 1993	—	—	68,980	—	68,980
Revenue Bond 1993	38,530,000	—	—	2,770,000	35,760,000
Total	\$ 38,530,000	\$ —	\$ 68,980	\$ 2,770,000	\$ 35,828,980
Santa Cruz County Transportation Commission					
Lease 1988	131,742	3,992	—	32,812	102,922
Total	\$ 131,742	\$ 3,992	\$ —	\$ 32,812	\$ 102,922
Tahoe Regional Planning Agency					
Lease 1995	179,796	1	—	40,984	138,813
Other Loan 1998	10,313	—	—	10,313	—
Total	\$ 190,109	\$ 1	\$ —	\$ 51,297	\$ 138,813
State Total	\$ 9,296,763,284	\$ (1,203,559,821)	\$ 3,308,000,134	\$ 293,381,891	\$ 11,107,821,706

Supplemental Information

Notes to Table

State Controller's Office Publication List

Acknowledgements

Notes to Tables

**Foothill
Transportation
Corridor Agency**

The prior year adjustment reported in Table 1 was due to a reclassification of Capital Contributions.

**Alameda Corridor
Transportation
Authority**

The prior year adjustment reported in Table 1 was due to a change in the accounting system from Governmental Fund Type to Enterprise Funds in the 1999-00 fiscal year.

**Los Angeles County
Metropolitan
Transportation
Authority**

The prior year adjustment reported in Table 1 was made to bring the equity beginning of year into agreement with the audited financial statements as of June 30, 1999.

**Transportation
Agency for Monterey
County**

During the review of the 1999-00 report for the Transportation Agency for Monterey County it was discovered that published data for fiscal year 1998-99 incorrectly reported the 1999-00 fiscal year data, rather than 1998-99 data.

The following tables present the financial data for the Transportation Agency for Monterey County for fiscal year ended June 30, 1999, as restated.

Table 1. Transportation Planning Agencies Annual Report – Fiscal Year 1998-99
Statements of Revenues, Expenditures, and Changes in Fund Balance
For All Fund Types

	Transportation Agency for Monterey County	
Revenues		
LTF (1/4 Cent Sales Tax)	\$	9,921,998
STAF		844,263
Other Locally Funded Sales Tax		—
Interest		542,291
Federal Grants		212,743
State Grants		2,631,675
Local Grants		243,509
LTF Allocation		346,788
TDA Allocations Returned		—
Other/Miscellaneous		4,698
Developer Fees		—
Vehicle Registration Fees		240,871
Total Revenues	\$	14,988,836
Expenditures		
LTF Claimants, Planning, Administration	\$	8,918,647
STAF Claimants		548,600
Salaries, Wages, Fringe Benefits		803,143
Services and Supplies		338,442
Interest		—
Debt Service Principal Payments		—
Capital Outlay		1,917,474
Fixed Assets		—
Depreciation		—
All Other		—
Total Expenditures	\$	12,526,306
Excess (Deficiency) of Revenues		
Over (Under) Expenditures	\$	2,462,530
Other Sources and (Uses)		
Operating Transfers In	\$	—
Operating Transfers Out		—
Long-Term Debt Proceeds		—
Other Sources (Uses)		—
Total Other Sources and (Uses)	\$	—
Excess (Deficiency) of Revenues and		
Other Sources Over (Under)		
Expenditures and Other Uses	\$	2,462,530
Equity, Beginning of Year	\$	9,192,973
Prior Year Adjustments		139,704
Equity, End of Year	\$	11,795,207

Table 2. Transportation Planning Agencies Annual Report – Fiscal Year 1998-99
Local Transportation Funds Balance Sheet and Statements of Revenues, Expenditures,
and Changes in Fund Balance

	Transportation Agency for Monterey County
Balance Sheets	
Assets	
Cash and Investments	\$ 3,399,401
Accounts Receivable	—
Interest Receivable	—
Due from Other Funds	—
Due from Other Agencies	—
Other Assets	—
Total Assets	\$ 3,399,401
Liabilities	
Accounts Payable	\$ —
Due to Other Funds	—
Due to Other Agencies	—
Other Liabilities	—
TDA Allocations Payable	—
Total Liabilities	\$ —
Fund Equity	
Reserved	
TDA Current Allocations Unpaid	\$ —
TDA Funds Reserved	—
TDA Unallocated Apportionments	3,399,401
TDA Unrestricted	—
Total Fund Equity	\$ 3,399,401
Total Liabilities and Equity	\$ 3,399,401
Statements of Revenues, Expenditures and Changes in Fund Balance	
Revenues	
LTF (1/4 Cent Sales Tax)	\$ 9,921,998
Interest	188,796
TDA Allocations Returned	—
Other/Miscellaneous	1,204
Total Revenues	\$ 10,111,998
Expenditures	
LTF Claimants, Planning, Administration	\$ 8,918,647
All Other	—
Total Expenditures	\$ 8,918,647
Excess (Deficiency) of Revenues Over (Under) Expenditures	\$ 1,193,351
Other Sources and (Uses)	
Operating Transfers In	\$ —
Operating Transfers Out	—
Other Sources (Uses)	—
Total Other Sources and (Uses)	\$ —
Excess (Deficiency) of Revenues and Other Sources Over (Under) Expenditures and Other (Uses)	\$ 1,193,351
Equity, Beginning of Year	\$ 2,205,033
Prior Year Adjustments	1,017
Equity, End of Year	\$ 3,399,401

**Table 3. Transportation Planning Agencies Annual Report — Fiscal Year 1998-99
State Transit Assistance Funds Balance Sheet and Statements of Revenues, Expenditures,
and Changes in Fund Balance**

	Transportation Agency for Monterey County
Balance Sheets	
Assets	
Cash and Investments	\$ 544,158
Accounts Receivable	—
Interest Receivable	—
Due from Other Funds	—
Due from Other Agencies	—
Other Assets	—
Total Assets	\$ 544,158
Liabilities	
Accounts Payable	\$ 125,900
Due to Other Funds	—
Due to Other Agencies	—
Deferred Revenues	—
Other Liabilities	—
TDA Allocations Payable	—
Total Liabilities	\$ 125,900
Fund Equity	
TDA Current Allocations Unpaid	\$ —
TDA Funds Reserved	—
TDA Unallocated Apportionments	—
TDA Unrestricted	418,258
Total Fund Equity	\$ 418,258
Total Liabilities and Equity	\$ 544,158
Statements of Revenues, Expenditures and Changes in Fund Balance	
Revenues	
STAF	\$ 844,263
Interest	12,890
TDA Allocations Returned	—
Total Revenues	\$ 857,153
Expenditures	
STAF Claimants	548,600
All Other	—
Total Expenditures	\$ 548,600
Excess (Deficiency) of Revenues Over (Under) Expenditures	\$ 308,553
Other Sources and (Uses)	
Operating Transfers In	—
Operating Transfers Out	—
Other Sources and (Uses)	—
Total Other Sources and (Uses)	\$ —
Excess (Deficiency) of Revenues and Other Over (Under) Expenditures and Other (Uses)	\$ 308,553
Equity, Beginning of Year	\$ 145,729
Prior Year Adjustments	(36,024)
Equity, End of Year	\$ 418,258

Table 4. Transportation Planning Agencies Annual Report – Fiscal Year 1998-99
Local Transportation Funds Schedule of Apportionments
by Areas of Apportionment

Area of Apportionment	Amounts
Transportation Agency for Monterey County	
Monterey	
City of Carmel-by-the-Sea	\$ 104,316
City of Del Rey Oaks	38,899
City of Gonzales	145,884
City of Greenfield	228,035
City of King City	233,418
City of Marina	414,386
City of Monterey	772,390
City of Pacific Grove	399,547
City of Salinas	2,886,520
City of Sand City	4,400
City of Seaside	662,292
City of Soledad	225,063
County of Monterey	2,579,774
2% Bicycle and Pedestrian Grants	177,447
Administration and Regional Planning	346,785
Total	\$ 9,219,156

Table 5. Transportation Planning Agencies Annual Report — Fiscal Year 1998-99
Schedule of Allocations by Purpose Regarding the
Local Transportation Funds and State Transit Assistance Funds

	Transportation Agency for Monterey County	
Local Transportation Fund Allocations		
Administration		
County Auditor PUC 99233.1	\$	—
TPA PUC 99233.1		346,785
Planning		
PUC 99233.2		—
PUC 99233.5(a)		—
PUC 99233.5(b)		—
Pedestrian and Bicycle Facilities		
PUC 99233.3, 99234		482,294
Rail Service		
PUC 99233.4, 99234.9		—
Article 4.5		
Community Transit Services		
PUC 99233.7, 99275		—
Article 4		
Planning PUC 99262		—
Transit PUC 99260(a)		5,728,838
Joint Powers Agencies PUC 99260.7		—
Railroad Corporations PUC 9926.5(a)		—
Other		—
Article 8		
Streets and Roads PUC 99400(a)		2,456,430
Pedestrians and Bicycles PUC 99400(a)		2,000
General Public PUC 99400(c)		42,633
Elderly and Handicapped PUC 99400(c)		941,909
Planning Contributions PUC 99402		130,837
Multimodal Terminal PUC 99400.5		—
Other		—
Total LTF Allocations	\$	10,131,726
State Transit Assistance Fund Allocations		
Article 4		
Operating Costs CCR 6730(a)	\$	—
Capital Costs CCR 6730(b)		574,799
Rail Services Subsidy CCR 6730(c)		—
Specialized Services CCR 6731(c)		—
Other		—
Article 8		
AMTRAK CCR 6731(a)		—
General Public CCR 6731(b)		—
Elderly and Handicapped CCR 6731(b)		51,301
Other		—
Other Allocations		
Other Expenditures		—
Community Transit Services		
CCR 6730(d), 6731(d), and 6731.1		—
Total STAF Allocations	\$	626,100

Table 6. Transportation Planning Agencies Annual Report – Fiscal Year 1998-99
Schedule of Expenditures by Purpose Regarding the
Local Transportation Funds and State Transit Assistance Funds

Transportation Agency for Monterey County					
Monterey					
	Transportation Agency for Monterey County	Monterey County	City of Carmel-By-The-Sea	City of Del Rey Oaks	City of Gonzales
Local Transportation Fund Expenditures					
Administration					
County Auditor PUC 99233.1	\$ —	\$ —	\$ —	\$ —	\$ —
TPA PUC 99233.1	442,102	—	—	—	—
Planning					
PUC 99233.2	—	—	—	—	—
PUC 99233.5(a)	—	—	—	—	—
PUC 99233.5(b)	—	—	—	—	—
Pedestrian and Bicycle Facilities					
PUC 99233.3, 99234	—	20,000	—	4,749	—
Rail Service					
PUC 99233.4, 99234.9	—	—	—	—	—
Article 4.5					
Community Transit Services					
PUC 99233.7, 99275	—	—	—	—	—
Article 4					
Planning PUC 99262	—	—	—	—	—
Transit PUC 99260(a)	—	1,025,913	88,264	25,561	—
Joint Powers Agencies PUC 99260.7	—	—	—	—	—
Railroad Corporations PUC 9926.5(a)	—	—	—	—	—
Other	—	—	—	—	—
Article 8					
Streets and Roads PUC 99400(a)	—	1,236,816	—	—	153,383
Pedestrians and Bicycles PUC 99400(a)	—	—	—	—	—
General Public PUC 99400(c)	—	6,378	—	—	—
Elderly and Handicapped PUC 99400(c)	—	193,999	16,052	13,338	6,771
Planning Contributions PUC 99402	—	108,043	—	—	2,047
Multimodal Terminal PUC 99400.5	—	—	—	—	—
Other	—	—	—	—	—
Total LTF Expenditures	\$ 442,102	\$ 2,591,149	\$ 104,316	\$ 43,648	\$ 162,201
State Transit Assistance					
Fund Expenditures					
Article 4					
Operating Costs CCR 6730(a)	\$ —	\$ —	\$ —	\$ —	\$ —
Capital Costs CCR 6730(b)	—	—	—	—	—
Rail Services Subsidy CCR 6730(c)	—	—	—	—	—
Specialized Services CCR 6731(c)	—	—	—	—	—
Other	—	—	—	—	—
Article 8					
AMTRAK CCR 6731(a)	—	—	—	—	—
General Public CCR 6731(b)	—	—	—	—	—
Elderly and Handicapped CCR 6731(b)	—	—	—	—	—
Other	—	—	—	—	—
Other Expenditures					
Other Expenditures	—	—	—	—	—
Community Transit Services					
CCR 6730(d), 6731(d), and 6731.1	—	—	—	—	—
Total STAF Expenditures	\$ —	\$ —	\$ —	\$ —	\$ —

Table 6. Transportation Planning Agencies Annual Report – Fiscal Year 1998-99 – (continued)
Schedule of Expenditures by Purpose Regarding the
Local Transportation Funds and State Transit Assistance Funds

	Transportation Agency for Monterey County— (continued)				
	Monterey – (continued)				
	City of Greenfield	City of King City	City of Marina	City of Monterey	City of Pacific Grove
Local Transportation Fund Expenditures					
Administration					
County Auditor PUC 99233.1	\$ —	\$ —	\$ —	\$ —	\$ —
TPA PUC 99233.1	—	—	—	—	—
Planning					
PUC 99233.2	—	—	—	—	—
PUC 99233.5(a)	—	—	—	—	—
PUC 99233.5(b)	—	—	—	—	—
Pedestrian and Bicycle Facilities					
PUC 99233.3, 99234	—	—	—	—	—
Rail Service					
PUC 99233.4, 99234.9	—	—	—	—	—
Article 4.5					
Community Transit Services					
PUC 99233.7, 99275	—	—	—	—	—
Article 4					
Planning PUC 99262	—	—	—	—	—
Transit PUC 99260(a)	26,304	6,378	388,150	684,539	331,324
Joint Powers Agencies PUC 99260.7	—	—	—	—	—
Railroad Corporations PUC 9926.5(a)	—	—	—	—	—
Other	—	—	—	—	—
Article 8					
Streets and Roads PUC 99400(a)	40,328	219,850	—	—	—
Pedestrians and Bicycles PUC 99400(a)	—	—	—	—	—
General Public PUC 99400(c)	—	—	—	—	—
Elderly and Handicapped PUC 99400(c)	38,310	26,791	26,236	87,851	68,223
Planning Contributions PUC 99402	3,132	3,311	—	—	—
Multimodal Terminal PUC 99400.5	—	—	—	—	—
Other	—	—	—	—	—
Total LTF Expenditures	\$ 108,074	\$ 256,330	\$ 414,386	\$ 772,390	\$ 399,547
State Transit Assistance					
Fund Expenditures					
Article 4					
Operating Costs CCR 6730(a)	\$ —	\$ —	\$ —	\$ —	\$ —
Capital Costs CCR 6730(b)	45,000	—	—	—	—
Rail Services Subsidy CCR 6730(c)	—	—	—	—	—
Specialized Services CCR 6731(c)	—	—	—	—	—
Other	—	—	—	—	—
Article 8					
AMTRAK CCR 6731(a)	—	—	—	—	—
General Public CCR 6731(b)	—	—	—	—	—
Elderly and Handicapped CCR 6731(b)	—	—	—	—	—
Other	—	—	—	—	—
Other Expenditures					
Other Expenditures	—	—	—	—	—
Community Transit Services					
CCR 6730(d), 6731(d), and 6731.1	—	—	—	—	—
Total STAF Expenditures	\$ 45,000	\$ —	\$ —	\$ —	\$ —

Table 6. Transportation Planning Agencies Annual Report – Fiscal Year 1998-99 – (continued)
Schedule of Expenditures by Purpose Regarding the
Local Transportation Funds and State Transit Assistance Funds

Transportation Agency for Monterey County— (continued)					
Monterey – (continued)					
	City of Salinas	City of Sand City	City of Seaside	City of Soledad	Monterey-Salinas Transit
Local Transportation Fund Expenditures					
Administration					
County Auditor PUC 99233.1	\$ —	\$ —	\$ —	\$ —	\$ —
TPA PUC 99233.1	—	—	—	—	—
Planning					
PUC 99233.2	—	—	—	—	—
PUC 99233.5(a)	—	—	—	—	—
PUC 99233.5(b)	—	—	—	—	—
Pedestrian and Bicycle Facilities					
PUC 99233.3, 99234	—	—	—	—	—
Rail Service					
PUC 99233.4, 99234.9	—	—	—	—	—
Article 4.5					
Community Transit Services					
PUC 99233.7, 99275	—	—	—	—	—
Article 4					
Planning PUC 99262	—	—	—	—	—
Transit PUC 99260(a)	2,612,811	—	514,018	—	—
Joint Powers Agencies PUC 99260.7	—	—	—	—	—
Railroad Corporations PUC 9926.5(a)	—	—	—	—	—
Other	—	—	—	—	—
Article 8					
Streets and Roads PUC 99400(a)	—	—	—	—	—
Pedestrians and Bicycles PUC 99400(a)	—	—	—	—	—
General Public PUC 99400(c)	—	27,633	—	—	—
Elderly and Handicapped PUC 99400(c)	273,709	—	148,274	42,355	—
Planning Contributions PUC 99402	—	—	—	5,704	—
Multimodal Terminal PUC 99400.5	—	—	—	—	—
Other	—	—	—	—	—
Total LTF Expenditures	\$ 2,886,520	\$ 27,633	\$ 662,292	\$ 48,059	\$ —
State Transit Assistance					
Fund Expenditures					
Article 4					
Operating Costs CCR 6730(a)	\$ —	\$ —	\$ —	\$ —	\$ —
Capital Costs CCR 6730(b)	—	—	—	—	452,299
Rail Services Subsidy CCR 6730(c)	—	—	—	—	—
Specialized Services CCR 6731(c)	—	—	—	—	—
Other	—	—	—	—	—
Article 8:					
AMTRAK CCR 6731(a)	—	—	—	—	—
General Public CCR 6731(b)	—	—	—	—	—
Elderly and Handicapped CCR 6731(b)	—	—	—	—	51,301
Other	—	—	—	—	—
Other Expenditures					
Other Expenditures	—	—	—	—	—
Community Transit Services					
CCR 6730(d), 6731(d), and 6731.1	—	—	—	—	—
Total STAF Expenditures	\$ —	\$ —	\$ —	\$ —	\$ 503,600

Table 6. Transportation Planning Agencies Annual Report – Fiscal Year 1998-99 – (continued)
Schedule of Expenditures by Purpose Regarding the
Local Transportation Funds and State Transit Assistance Funds

Transportation Agency for Monterey County— (continued)	
Total	
Local Transportation Fund Expenditures	
Administration	
County Auditor PUC 99233.1	\$ —
TPA PUC 99233.1	442,102
Planning	
PUC 99233.2	—
PUC 99233.5(a)	—
PUC 99233.5(b)	—
Pedestrian and Bicycle Facilities	
PUC 99233.3, 99234	24,749
Rail Service	
PUC 99233.4, 99234.9	—
Article 4.5	
Community Transit Services	
PUC 99233.7, 99275	—
Article 4	
Planning PUC 99262	—
Transit PUC 99260(a)	5,703,262
Joint Powers Agencies PUC 99260.7	—
Railroad Corporations PUC 9926.5(a)	—
Other	—
Article 8	
Streets and Roads PUC 99400(a)	1,650,377
Pedestrians and Bicycles PUC 99400(a)	—
General Public PUC 99400(c)	34,011
Elderly and Handicapped PUC 99400(c)	941,909
Planning Contributions PUC 99402	122,237
Multimodal Terminal PUC 99400.5	—
Other	—
Total LTF Expenditures	<u>\$ 8,918,647</u>
State Transit Assistance	
Fund Expenditures	
Article 4	
Operating Costs CCR 6730(a)	\$ —
Capital Costs CCR 6730(b)	497,299
Rail Services Subsidy CCR 6730(c)	—
Specialized Services CCR 6731(c)	—
Other	—
Article 8	
AMTRAK CCR 6731(a)	—
General Public CCR 6731(b)	—
Elderly and Handicapped CCR 6731(b)	51,301
Other	—
Other Expenditures	
Other Expenditures	—
Community Transit Services	
CCR 6730(d), 6731(d), and 6731.1	—
Total STAF Expenditures	<u>\$ 548,600</u>

Table 8. Transportation Planning Agencies Annual Report – Fiscal Year 1998-99
Service Authorities for Freeway Emergencies Balance Sheet
and Statements of Revenues, Expenditures, and Changes in Fund Balance

	Transportation Agency for Monterey County	
Balance Sheets		
Assets		
Cash and Investments	\$	379,798
Accounts Receivable		—
Interest Receivable		—
Due from Other Funds		—
Due from Other Agencies		—
Other Assets		—
Total Assets	\$	379,798
Liabilities		
Accounts Payable	\$	—
Due to Other Funds		—
Due to Other Agencies		—
Other Liabilities		—
Total Liabilities	\$	—
Fund Equity		
Retained Earnings	\$	—
Fund Balance		
Reserved		—
Unreserved Designated		379,798
Unreserved Undesignated		—
Total Fund Equity	\$	379,798
Total Liabilities and Equity	\$	379,798
Statements of Revenues, Expenditures and Changes in Fund Balance		
Revenues		
Vehicle Registration Fees	\$	240,871
Interest		2,746
Other/Miscellaneous		—
Total Revenues	\$	243,617
Expenditures		
Salaries, Wages and Benefits	\$	15,237
Services and Supplies		3,678
Interest		—
Debt Service Principal Payments		—
Capital Outlay		—
All Other		—
Total Expenditures	\$	18,915
Excess (Deficiency) of Revenues		—
Over (Under) Expenditures	\$	224,702
Other Sources and (Uses)	\$	—
Excess (Deficiency) of Revenues and Other Sources Over (Under) Expenditures and Other (Uses)	\$	224,702
Equity, Beginning of Year	\$	155,096
Prior Year Adjustments		—
Equity, End of Year	\$	379,798

State Controller's Office Publication List

Reports published by the California State Controller's Office on local government financial transactions are available from the offices listed below. These reports are also available at www.sco.ca.gov.

Division of Accounting and Reporting

Assessed Valuation Annual Report

Cities Annual Report

Community Redevelopment Agencies Annual Report

Counties Annual Report

Public Retirement Systems Annual Report

School Districts Annual Report

Special Districts Annual Report

Streets and Roads Annual Report

Supplemental Law Enforcement Services Fund Annual Report

Transit Operators and Non-Transit Claimants Annual Report

Transportation Planning Agencies Annual Report

**Mail request to: Division of Accounting and Reporting
Local Government Reporting Section
P.O. Box 942850
Sacramento, CA 94250
Phone: (916) 445-5153**

Division of Audits

Annual Financial Report of California K-12 Schools

**Mail request to: Division of Audits
Financial Audits Bureau
P.O. Box 942850
Sacramento, CA 94250
Phone: (916) 324-8907**

STATE OF CALIFORNIA
Office of the State Controller

Steve Westly
State Controller

Executive Office

Walter Barnes
Chief Deputy State Controller, Finance

Division of Accounting and Reporting

John A. Korach
Division Chief

Bureau of Reporting

Nancy E. Valle, CPA
Bureau Chief

Local Government Reporting Section

Wayne R. Beck
Section Manager

Staff:

Mike Adams	Greg McComb
Sam Au	Betty Moya
Marilyn Beeby	Tling Ngo
Louis Britton	Perla Nolasco
Wendy Dear	Traci Owens
Ryan Dibble	Leeza Poddyachaya
Alice Fong	Ed Smart
Heather Hudson	Bob Stonehouse
Susan Kunitake	Anita Tomasovich
Sashi Lal	Barb Williams
Gary Marshall	Sharon Wurst

Editor:

Charlene R. Heinen