



STEVE WESTLY
California State Controller

March 18, 2004

**To the Citizens, Governor, and Members
of the Legislature of the State of California:**

I

am pleased to present the 15th edition of the *Transportation Planning Agencies Annual Report*, for the fiscal year ended June 30, 2002. This report is a compilation of financial data pertinent to the operations of transportation planning agencies. The information contained in this publication is drawn from reports prepared by agency fiscal officers.

In a state as large as California, it is especially important to understand the system of financing and implementing valuable transit systems and related transportation services. The Transportation Development Act of 1971 provides funds for the support of public transportation systems, local streets and roads, and various related needs. Regional transportation planning agencies are responsible for administering local transportation funds and state transit assistance funds. By presenting detailed information on how these funds are used, this report enhances decision-making and reveals opportunities for savings.

I would like to extend my appreciation to the public officials who contributed to this report, as well as to my staff. Their cooperative efforts made this publication possible. Additionally, my office is taking progressive actions to improve the timeliness and availability of the report.

Sincerely,

A handwritten signature in black ink that reads "Steve Westly". The signature is written in a cursive, flowing style.

STEVE WESTLY
California State Controller

Contents

INTRODUCTION	iii
Agencies Allocating TDA Funds	iv
Other Transportation Agencies	iv
Summary of Financial Transactions	iv
LTF and STAF Financial Statements	vii
Allocations and Expenditures	viii
Special Taxing Authorities	xi
Long-Term Debt	xi
Service Authorities for Freeway Emergencies	xii

FINANCIAL SECTION

Table 1. Statements of Revenues, Expenditures, and Changes in Fund Balance for All Fund Types	1
---	---

Transportation Development Act Financial Information

Table 2. Local Transportation Funds Balance Sheets and Statements of Revenues, Expenditures and Changes in Fund Balance.....	20
Table 3. State Transit Assistance Funds Balance Sheets and Statements of Revenues, Expenditures and Changes in Fund Balance.....	36
Table 4. Local Transportation Funds Schedule of Apportionments by Areas of Apportionment	49
Table 5. Schedule of Allocations by Purpose Regarding the Local Transportation Funds and State Transit Assistance Funds	64
Table 6. Schedule of Expenditures by Purpose Regarding the Local Transportation Funds and State Transit Assistance Funds	81

Other Transportation Financial Information

Table 7.	Special Taxing Authorities Local Sales Tax and Revenue Bond Expenditures by Purpose	207
Table 8.	Service Authorities for Freeway Emergencies Balance Sheets and Statements of Revenues, Expenditures and Changes in Fund Balance	209
Table 9.	Summary of Changes in Agency Bonds and Other Long-Term Debt	215

SUPPLEMENTAL INFORMATION

Notes to Tables.....	221
State Controller’s Office Publication List.....	223
Acknowledgements	224

Introduction

This publication contains the financial transactions of 94 special districts, 49 of which are transportation planning agencies (TPAs).¹ Two agencies were dissolved during the 2000-01 fiscal year, while one agency began reporting during the 2001-02 fiscal year.² The remaining agencies are transportation-related agencies that have transit planning functions or the authority to expend locally raised sales tax revenues on transportation needs, such as county traffic authorities, county transportation commissions, and authorities, and service authorities for freeway emergencies. Data are also provided on local sales tax expenditures by special taxing authorities, activities for freeway emergencies, and changes in agency long-term debt.

Public Utilities Code (PUC) Section 99406, as added by Senate Bill 498, Chapter 673, Statutes of 1987, requires the California State Controller to report to the Legislature on Transportation Development Act (TDA) funds allocated by TPAs for street and road and transit-operator purposes. The TDA provides two major sources of funding for public transportation, the Local Transportation Fund (LTF) and the State Transit Assistance Fund (STAF). Revenues deposited in the LTF are derived from 1/4 cent of the 7.25% retail sales tax collected statewide; the 1/4 cent is returned by the California State Board of Equalization to each county, based on the amount of tax collected in the county. Revenues deposited in the STAF are derived from the statewide sales tax on gasoline and diesel fuel. This reporting requirement is further detailed in California Code of Regulations (CCR) Section 6660. This publication also satisfies the financial reporting requirement for California special districts pursuant to Government Code Section 12463.1.

This report, together with the California State Controller's *Transit Operators and Non-Transit Claimants Annual Report*, provides a comprehensive view of the TDA process. Related information is available in the *Streets and Roads Annual Report*, also published by the California State Controller, and *Transportation Development Act Statutes and California Code of Regulations for 2003*, published by the California State Department of Transportation.

TPAs are responsible for the development of regional transportation plans and the implementation of various TDA provisions. TPAs include councils of governments, associations of governments, local transportation commissions and agencies formed by special legislation. In addition to TPAs, there are agencies that have a special transit or transportation function such as joint powers agencies, service authorities for freeway emergencies, and

¹ The Lossan Rail Corridor Authority failed to file its annual report for the 2001-02 fiscal year.

² The Intercity Transportation System Management Authority and Multi-City Transportation System Management Authority in San Mateo County were dissolved in 2000-01. The Alameda County Transportation Improvement Authority began reporting during the 2001-02 fiscal year.

transportation corridor agencies. Often these special-function agencies are associated with a TPA. The following paragraphs cite the California statutes under which each type of agency is established.

**Agencies
Allocating
TDA Funds**

Associations of governments (AOGs) and councils of governments (COGs) are joint powers agencies created pursuant to Chapter 5 (commencing with Section 6500) of Division 7, Title 7, of the Government Code.

County transportation commissions (CTCs) are created pursuant to Chapter 2 (commencing with Section 130050) of Division 12 of the Public Utilities Code.

Local transportation commissions (LTCs) are created pursuant to Chapter 2 (commencing with Section 29535) of Division 3, Title 3, of the Government Code.

Transit development boards (TDBs) are created pursuant to Chapter 2 (commencing with Section 120050) of Division 11 of the Public Utilities Code.

**Other
Transportation
Agencies**

Special authorities are created pursuant to Public Utilities Code Sections 130000 through 240000. Authorities are responsible for levying, collecting, and allocating sales and use tax monies used for transportation improvement programs.

Service authorities for freeway emergencies (SAFEs) are created pursuant to Chapter 14 (commencing with Section 2550) of Division 3 of the Streets and Highways Code, and Sections 2421.5 and 9350.1 of the Vehicle Code. Funding for SAFEs is provided from an additional vehicle registration fee of up to \$1 per vehicle on vehicles registered within the participating counties. These monies are apportioned to each SAFE by the California Department of Motor Vehicles.

Joint powers agencies (JPAs) are created pursuant to Government Code Section 6500. JPAs include transportation management authorities, congestion management agencies, and transportation corridor agencies.

Abandoned vehicle authorities (AVAs) are created pursuant to Vehicle Code Section 22710. Funding for AVAs is provided by vehicle registration fees. An abandoned vehicle abatement program can be implemented only with the approval of the county and a majority of the cities in the county representing a majority of the incorporated population.

**Summary of
Financial
Transactions**

The tables in this publication are organized to provide information regarding the general activities of the agencies and conclude with the specific purposes for which agencies expended TDA funds or other monies.

The combined revenues and expenditures for each agency are found in Table 1. The balance sheet statements and statements of revenues and expenditures and changes in fund balance for the LTF and the STAF are shown in Tables 2 and 3, respectively. The claimants of TDA funds are listed in Table 6. Local sales tax and SAFE expenditures are summarized in Tables 7 and 8, respectively.

Figure 1 illustrates the trend in funds distributed from sales and use taxes for LTF and STAF purposes for fiscal years 1992-93 through 2001-02. LTF revenue is allocated by the California State Board of Equalization. The revenues are derived from the 1/4 cent of the 7.25% retail sales tax collected statewide. STAF revenue is allocated by the California State Controller, based on population and operator revenues. The amount of LTF and STAF revenues allocated for the 2001-02 fiscal year was \$1,095 million and \$170.9 million respectively.

Figure 1

LTF and STAF Funding Comparison

(Amounts in millions)

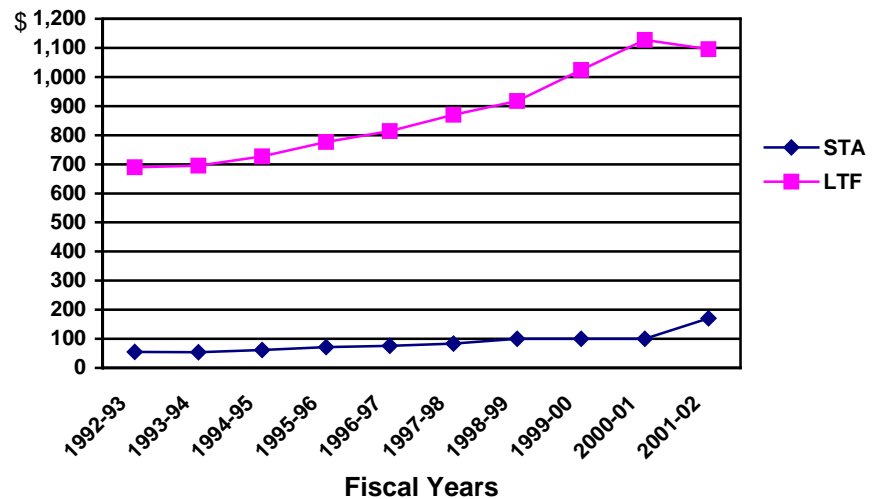


Figure 2 presents the statewide total of revenues, expenditures, and fund equity of all TPAs and related agencies for the 2001-02 fiscal year. At the end of the 2001-02 fiscal year, TPAs had \$5.7 billion in fund equity.

Figure 2
Transportation Planning Agencies and Special Taxing Authorities
Revenues and Expenditures

Five-Year Comparison
 (Amounts in thousands)

	2001-02	2000-01	1999-00	1998-99	1997-98
REVENUES					
Other Locally Funded Sales Tax.....	\$ 1,850,684	\$ 1,908,188	\$ 2,042,743	\$ 1,821,731	\$ 1,747,111
LTF.....	1,061,799	1,105,481	991,873	887,487	829,274
Federal Grants.....	611,513	198,314	411,699	248,699	460,471
Interest.....	257,570	369,929	268,906	250,481	263,067
Other/Miscellaneous.....	444,072	349,402	382,391	284,601	237,879
State Grants.....	167,536	629,027	118,736	122,850	94,443
Local Grants.....	62,490	108,427	96,542	123,635	26,445
STAF.....	183,439 ¹	103,912	92,269	108,926	97,361
LTF Allocation.....	105,714	88,599	67,840	65,794	52,205
Developer Fees.....	35,377	44,191	40,695	31,619	31,960
Vehicle Registration Fees.....	26,558	16,662	27,831	24,952	13,385
TDA Allocations Returned.....	4,626	6,666	4,541	4,567	4,301
Total Revenues.....	4,811,378	4,928,798	4,546,066	3,975,342	3,857,902
EXPENDITURES					
Capital Outlay.....	474,523	618,321	566,453	891,709	1,228,240
LTF Claimants, Planning, and Administration.....	1,146,381	1,052,803	940,657	865,135	868,033
All Other.....	860,977	801,918	763,564	1,115,437	619,812
Debt Service Principal Payment.....	652,229	314,876	458,239	241,869	422,490
Services and Supplies.....	933,842	818,196	843,669	500,493	694,173
Interest.....	385,275	414,330	435,525	535,214	375,083
Salaries, Wages, Fringe Benefits.....	380,398	259,735	162,385	94,784	151,352
STAF Claimants.....	153,744	98,254	88,992	107,404	76,331
Fixed Assets.....	2,160	832	1,822	1,007	1,434
Depreciation.....	7,842	4,447	2,701	32,975	7,911
Total Expenditures.....	4,997,371	4,383,712	4,264,007	4,386,027	4,444,859
Excess (Deficiency) of Revenues					
Over (Under) Expenditures.....	(185,993)	545,086	282,059	(410,685)	(586,957)
OTHER SOURCES AND (USES)					
Long-Term Debt Proceeds.....	457,510	712,248	395,373	1,871,398	2,441,220
Operating Transfers In.....	965,181	919,364	1,093,792	826,452	975,230
Operating Transfers Out.....	(965,181)	(919,364)	(1,093,792)	(826,452)	(975,230)
Other Sources (Uses).....	7,123	(518,418)	(539,718)	(626,642)	(1,958,040)
Total Other Sources and (Uses).....	464,633	193,830	(144,345)	1,244,756	483,180
Excess (Deficiency) of Revenue					
and Other Sources Over (Under)					
Expenditures and Other Uses.....	278,640	738,916	137,714	834,071	(103,777)
Equity, Beginning of Year.....	5,419,834	4,580,892	5,324,544²	4,431,930³	4,745,325
Prior Year Adjustments.....	49,660	100,026	(881,366)	61,949	(209,402)
Equity, End of Year.....	\$ 5,748,134	\$ 5,419,834	\$ 4,580,892	\$ 5,327,950	\$ 4,432,146

¹ The increase in the State Transit Assistance Fund Allocation is due to 2000-01 fiscal year fourth quarter payments reported in the 2001-02 fiscal year.

² Equity, Beginning of Year, was adjusted to reflect corrected beginning balances for the Transportation Agency for Monterey County. Published data for the 1998-99 fiscal year incorrectly reported 1999-00 data for this agency. Refer to Appendix A of the *Transportation Planning Agencies Annual Report, Fiscal Year 1999-00*, for corrected 1998-99 data.

³ This figure is reduced by \$216 thousand because of agencies that failed to timely file a report.

LTF and STAF Financial Statements

Figure 3 presents the statewide balance sheet and statement of revenues, expenditures, and changes in fund balance for the LTF and the STAF. The income summary and balance sheet are basic financial statements that, when considered together, reveal the results of the economic events of a period of time. Planning agencies reported \$1,061.8 million in LTF revenues and \$183.4 million in STAF revenues. In each county, these funds are held by the county auditor-controller and disbursed to claimants based on allocation instructions from each county's TPAs.

Figure 3

Local Transportation Funds and State Transit Assistance Funds Balance Sheet and Statement of Revenues, Expenditures, and Changes in Fund Balance

As of and for the Fiscal Year Ended June 30, 2002
(Amounts in thousands)

ASSETS	LTF	STAF
Cash and Investments	\$ 419,023	\$ 58,950
Interest Receivable	1,342	322
Other Assets	45,670	84,749
Total Assets	466,035	144,021
LIABILITIES		
Payables	16,634	20,893
Other Liabilities	36,480	15,124
Total Liabilities	53,114	36,017
EQUITY		
Fund Equity	412,921	108,004
Total Liabilities and Equity	\$ 466,035	\$ 144,021
REVENUES		
LTF	\$ 1,061,799 ¹	\$ —
STAF	—	183,439
TDA Allocations Returned	4,618	9
Other/Miscellaneous	19,527	2,799
Total Revenues	1,085,944	186,247
EXPENDITURES		
LTF Claimants, Planning, Administration	1,146,381	—
STAF Claimants	—	153,744
Other/Miscellaneous	—	40
Total Expenditures	1,146,381	153,784
Excess (Deficiency) of Revenues		
Over (Under) Expenditures	(60,437)	32,463
Other Sources and (Uses)	15	—
Excess (Deficiency) of Revenue		
and Other Sources Over (Under)		
Expenditures and Other Uses	(60,422)	32,463
Equity, Beginning of the Year	485,945	76,929
Prior Year Adjustments	(12,602)	(1,387)
Equity, End of the Year	\$ 412,921	\$ 108,005

¹ The difference between the LTF amount allocated and the revenue reported is due mainly to a diversion of \$30 million from the Orange County Transportation Authority to the County of Orange under the terms of a joint agreement.

Allocations and Expenditures

Figures 4 and 5 present the state total of allocations and expenditures by purpose from the LTF and the STAF. In some cases, expenditures exceed allocations because unspent allocations may be carried over to the next fiscal year. The purposes for the allocations of funds listed below follow the priorities defined by TDA statutes. Approximately 87.8% of LTF and STAF monies was made available to public transit operators. Transit operators provide bus, rail, and ferry service throughout California. Statewide, 9.8% of LTF monies was made available for streets and roads. Refer to Table 6 for expenditures by purpose for individual claimants.

Figure 4

Local Transportation Funds Allocations and Expenditures

Fiscal Year Ended June 30, 2002
(Amounts in thousands)

Public Utilities Code (PUC) Section	Allocations	Expenditures
ADMINISTRATION AND PLANNING		
County Auditor PUC 99233.1	\$ 971	\$ 971
TPA PUC 99233.1	15,225	13,240
PUC 99233.2	15,046	14,805
PUC 99233.5(a)	—	1,912
PUC 99233.5(b)	6,739	6,739
Total Administration and Planning.....	37,981	37,667
PEDESTRIAN AND BICYCLE FACILITIES		
PUC 99233.3, 99234.....	29,208	14,386
RAIL SERVICE		
PUC 99233.4, 99234.9.....	439	439
ARTICLE 4		
Planning PUC 99262.....	10,105	10,166
Transit PUC 99260(a)	952,330	909,640
Joint Powers Agencies PUC 99260.7	2,316	2,313
Other	2,482	398
Total Article 4	967,233	922,517
ARTICLE 4.5		
Community Transit Services		
PUC 99233.7, 99275.....	14,199	14,145
ARTICLE 8		
Streets and Roads PUC 99400(a)	96,864	97,415
Pedestrians and Bicycles PUC 99400(a)	1,450	568
General Public PUC 99400(c).....	42,469	43,729
Elderly and Handicapped PUC 99400(c)	4,777	4,223
Planning Contributions PUC 99402	3,765	3,736
Multimodal Terminal PUC 99400.5	769	694
Other	9,768	6,862
Total Article 8	159,862	157,227
Total LTF	\$ 1,208,922	\$ 1,146,381

Figure 5

State Transit Assistance Funds Allocations and Expenditures

Fiscal Year Ended June 30, 2002
(Amounts in thousands)

California Code of Regulations (CCR)	Allocations	Expenditures
ARTICLE 4		
Operating Costs CCR 6730(a).....	\$ 73,784	\$ 75,935
Capital Costs CCR 6730(b)	47,813	32,127
Rail Services Subsidy CCR 6730(c)	27,221	27,221
Specialized Services CCR 6731(b).....	2,282	2,314
Other	3,084	17
Total Article 4	154,184	137,614
ARTICLE 8		
AMTRAK CCR 6731(a).....	—	—
General Public CCR 6731(b)	2,904	6,262
Elderly and Handicapped CCR 6731(b).....	1,498	2,273
Other	—	—
Total Article 8	4,402	8,535
ALL OTHER		
Other Allocations.....	364	4,074
Community Transit Services CCR 6730(d), 6731(d), and 6731.1	437	3,521
Total Other	801	7,595
Total STAF	\$ 159,387	\$ 153,744

Figures 6 and 7 present LTF and STAF expenditures by category of expenditure for the fiscal year ended June 30, 2002. Figure 8 presents a summary of LTF and STAF expenditures for the past five fiscal years.

Figure 6

Local Transportation Funds Expenditures

Fiscal Year Ended June 30, 2002

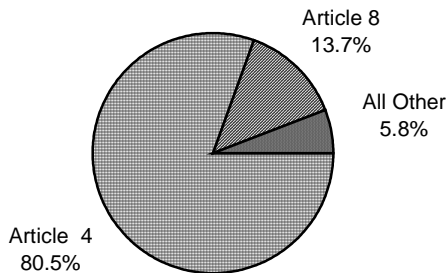


Figure 7

State Transit Assistance Funds Expenditures

Fiscal Year Ended June 30, 2002

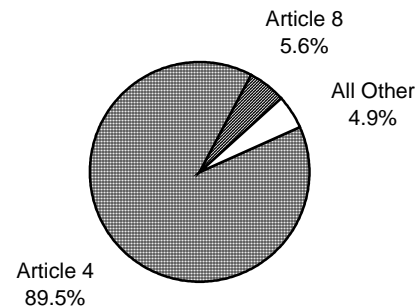


Figure 8

Local Transportation Funds and State Transit Assistance Funds Expenditures

Five-Year Comparison
(Amounts in thousands)

	<u>2001-02</u>	<u>2000-01</u>	<u>1999-00</u>	<u>1998-99</u>	<u>1997-98</u>
Local Transportation Funds Expenditures					
ADMINISTRATION					
County Auditor PUC 99233.1.....	\$ 971	\$ 1,308	\$ 1,248	\$ 670	\$ 1,683
TPA PUC 99233.1	13,240	12,679	12,901	11,895	9,541
PLANNING					
PUC 99233.2	14,805	15,568	14,705	11,923	11,651
PUC 99233.5(a)	1,912	1,733	1,594	1,602	1,396
PUC 99233.5(b)	6,739	6,131	5,632	5,030	4,416
PEDESTRIAN AND BICYCLE FACILITIES					
PUC 99233.3, 99234	14,386	14,504	12,111	13,486	11,968
RAIL SERVICE					
PUC 99233.4, 99234.9	439	6,023	5,900	7,282	7,381
ARTICLE 4					
Planning PUC 99262	10,166	9,108	12,110	2,224	2,001
Transit PUC 99260(a)	909,640	844,072	698,639	660,561	661,430
Joint Powers Agencies PUC 99260.7	2,313	2,068	1,518	1,359	219
Other	398	1,571	39,101	33,821	43,296
ARTICLE 4.5					
Community Transit Services PUC 99233.7, 99275	14,145	14,822	13,522	11,906	13,655
ARTICLE 8					
Streets and Roads PUC 99400(a)	97,415	79,249	86,408	73,126	70,610
Pedestrians and Bicycles PUC 99400(a)	568	590	419	2,471	2,263
General Public PUC 99400(c)	43,729	30,628	23,967	19,996	12,594
Elderly and Handicapped PUC 99400(c)	4,223	3,864	2,438	3,520	7,262
Planning Contributions PUC 99402	3,736	3,943	2,683	1,524	3,089
Multimodal Terminal PUC 99400.5	694	1,149	1,448	1,882	1,326
Other	6,862	3,793	4,313	857	2,252
Total LTF Expenditures	<u>1,146,381</u>	<u>1,052,803</u>	<u>940,657</u>	<u>865,135</u>	<u>868,033</u>
State Transit Assistance Funds Expenditures					
ARTICLE 4					
Operating Costs CCR 6730(a)	75,935	47,655	47,745	64,078	57,392
Capital Costs CCR 6730(b)	32,127	21,005	14,825	21,478	10,848
Rail Services Subsidy CCR 6730(c)	27,221	16,070	13,941	9,254	—
Specialized Services CCR 6731(c)	2,314	8,202	7,426	7,093	4,076
Other	17	180	233	261	273
ARTICLE 8					
General Public CCR 6731(b)	6,262	3,867	3,454	3,282	2,071
Elderly and Handicapped CCR 6731(b)	2,273	245	80	686	500
Other	—	—	25	34	—
OTHER					
Other Expenditures	7,595	1,030	1,263	1,238	1,171
Total STAF Expenditures	<u>153,744</u>	<u>98,254</u>	<u>88,992</u>	<u>107,404</u>	<u>76,331</u>
Total LTF and STAF Expenditures	<u>\$ 1,300,125</u>	<u>\$ 1,151,057</u>	<u>\$ 1,029,649</u>	<u>\$ 972,539</u>	<u>\$ 944,364</u>

Special Taxing Authorities

Figure 9 is a summary of the purposes for which local sales taxes and related revenue bonds were expended. The use of voter-approved local sales taxes and bonds for mass transit and highway improvements has decreased by approximately 21.5% in the last five years.

Figure 9

Local Sales Tax and Revenue Bond Expenditures

Five-Year Comparison
(Amounts in thousands)

EXPENDITURES	2001-02	2000-01	1999-00	1998-99	1997-98
Public Transit	\$ 890,035	\$ 1,085,691	\$ 1,021,154	\$ 950,452	\$ 1,127,777
Debt Service	487,372	566,638	308,956	563,908	360,009
Capital Projects.....	241,831	362,650	449,002	497,747	350,593
Streets and Roads	445,110	480,883	547,361	434,801	424,862
Rail Projects.....	171,072	127,790	235,200	100,146	316,878
All Other	151,866	46,520	53,095	58,260	381,971
Administration	72,446	68,221	71,034	71,111	102,240
Contributions to Other Agencies.....	49,452	58,491	60,906	43,071	35,457
Paratransit.....	21,983	25,863	20,608	14,513	101,044
Pedestrians and Bicycles.....	6,688	5,802	4,621	3,532	17,185
Air Pollution.....	1,314	1,102	2,350	3,505	17,666
Total Expenditures.....	\$ 2,539,169	\$ 2,829,651	\$ 2,774,287	\$ 2,741,046	\$ 3,235,682

Long-Term Debt

Changes in agency long-term debt are summarized in Figure 10. Figure 11 illustrates the growth in long-term debt. Long-term debt has increased by \$3.9 billion since June 30, 1998. However, debt service declined by 8% as a percentage of total expenditures in the 2001-02 fiscal year.

Figure 10

Long-Term Debt

As of June 30, 2002
(Amounts in thousands)

Principal Unmatured, Beginning of Fiscal Year	\$ 12,919,440
Adjustments and Amounts Defeased.....	57,068
Debt Issued	686,134
Debt Matured	(533,766)
Principal Unmatured, End of Fiscal Year	\$ 13,128,876

Figure 11

Long-Term Debt

As of June 30
(Amounts in billions)



**Service Authorities
for Freeway
Emergencies**

Emergency motorist aid is the primary purpose of service authorities for freeway emergencies (SAFEs). These entities manage the construction, maintenance, and operation of over 17,000 emergency call boxes on 6,000 miles of California freeways and expressways. Funding for these call boxes is provided by a fee imposed on registered vehicles in participating counties. Figure 12 summarizes SAFE revenues and expenditures. Over the past five years, SAFEs have reported receiving a total of \$159.3 million in vehicle registration fees, interest, and other revenues, and expending \$142.4 million on various projects. All of the SAFEs listed in Table 8 are administered by a transportation planning agency.

Figure 12

Statement of SAFE Revenues, Expenditures, and Changes in Fund Balance

Five-Year Comparison
(Amounts in thousands)

	<u>2001-02</u>	<u>2000-01</u>	<u>1999-00</u>	<u>1998-99</u>	<u>1997-98</u>
REVENUES					
Vehicle Registration Fees	\$ 22,968	\$ 15,805	\$ 22,388	\$ 21,164	\$ 19,168
Other Miscellaneous Funds	9,913	13,547	3,259	3,146	5,350
Interest	2,744	4,658	6,425	6,022	2,836
Total Revenues	35,625	34,010	32,072	30,332	27,354
EXPENDITURES					
Services and Supplies	20,855	18,633	19,518	24,020	20,407
Other	2,694	1,665	2,876	3,308	2,611
Salaries, Wages, and Benefits	5,663	6,741	8,415	1,420	1,528
Debt Service Principal Payments	32	32		17	721
Capital Outlay	557	12	422	68	205
Interest	1	4		15	28
Total Expenditures	29,802	27,087	31,231	28,848	25,500
Excess of Revenues Over Expenditures	5,823	6,923	841	1,484	1,854
Other Sources and (Uses)	(505)	(492)	(383)	(209)	1,038
Excess (Deficiency) of Revenue and Other Sources Over (Under) Expenditures and Other Uses	5,318	6,431	458	1,275	2,892
Equity, Beginning of Year	73,372	67,292	66,572	64,081	60,870
Prior Year Adjustments	(35)	(351)	262	1,216	319
Equity, End of Year	\$ 78,655	\$ 73,372	\$ 67,292	\$ 66,572	\$ 64,081

Financial Section

Table 1. Transportation Planning Agencies Annual Report — Fiscal Year 2001-02
Statements of Revenues, Expenditures, and Changes in Fund Balance
For All Fund Types

	Metropolitan Transportation Commission	Association of Bay Area Governments	Alameda County Congestion Management Agency	Alameda County Transportation Authority
Revenues				
LTF (1/4 Cent Sales Tax)	\$ 266,473,341	\$ —	\$ —	\$ —
STAF	65,533,018	—	—	—
Other Locally Funded Sales Tax	—	—	585,255	73,603,605
Interest	8,601,647	80,732	229,429	10,014,327
Federal Grants	24,334,055	1,994,331	4,270,352	632,311
State Grants	9,612,307	2,743,911	—	1,272,000
Local Grants	16,011,331	6,246,545	1,140,453	2,551,857
LTF Allocation	9,326,567	—	—	—
TDA Allocation Returned	2,917,440	—	—	—
Other/Miscellaneous	30,132,977	52,539	746,781	137,254
Developer Fees	—	—	—	—
Vehicle Registration Fees	5,897,408	—	1,196,406	—
Total Revenues	\$ 438,840,091	\$ 11,118,058	\$ 8,168,676	\$ 88,211,354
Expenditures				
LTF Claimants, Planning, Administration	\$ 338,654,274	\$ —	\$ —	\$ —
STAF Claimants	62,079,259	—	—	—
Salaries, Wages, Fringe Benefits	11,702,059	6,852,793	1,065,331	620,181
Services and Supplies	45,523,700	3,670,956	7,352,565	2,690,275
Interest	—	81,757	—	502,442
Debt Service Principal Payments	—	—	—	30,925,000
Capital Outlay	209,565	—	—	47,357,879
Fixed Assets	—	—	64,702	—
Depreciation	—	514,476	—	—
All Other	47,662,803	573,384	—	23,512,507
Total Expenditures	\$ 505,831,660	\$ 11,693,366	\$ 8,482,598	\$ 105,608,284
Excess (Deficiency) of Revenues				
Over (Under) Expenditures	\$ (66,991,569)	\$ (575,308)	\$ (313,922)	\$ (17,396,930)
Other Sources and Uses				
Operating Transfers In	\$ —	\$ —	\$ —	\$ 13,518,650
Operating Transfers Out	—	—	—	13,518,650
Long -Term Debt Proceeds	—	—	—	—
Other Sources (Uses)	—	—	—	—
Total Other Sources and (Uses)	\$ —	\$ —	\$ —	\$ —
Excess (Deficiency) of Revenues and				
Other Sources Over (Under)				
Expenditures and Other Uses	\$ (66,991,569)	\$ (575,308)	\$ (313,922)	\$ (17,396,930)
Equity, Beginning of Year	\$ 281,766,316	\$ 1,673,166	\$ 1,713,535	\$ 281,688,520
Prior Period/Other Adjustments	(141,086)	—	—	40,961
Equity, End of Year	\$ 214,633,661	\$ 1,097,858	\$ 1,399,613	\$ 264,332,551

Table 1. Transportation Planning Agencies Annual Report — Fiscal Year 2001-02 — (continued)
Statements of Revenues, Expenditures, and Changes in Fund Balance
For All Fund Types

	Alameda County Transportation Improvement Authority	Alpine County Transportation Commission	Amador County Transportation Commission	Butte County Association of Governments
Revenues				
LTF (1/4 Cent Sales Tax)	\$ —	\$ 56,298	\$ 913,127	\$ 5,391,551
STAF	—	3,254	67,421	680,411
Other Locally Funded Sales Tax	22,583,144	—	—	—
Interest	21,988	15,082	96,792	132,763
Federal Grants	—	102,652	—	990,076
State Grants	—	—	—	—
Local Grants	—	—	—	25,000
LTF Allocation	—	12,000	18,000	130,000
TDA Allocation Returned	—	—	—	—
Other/Miscellaneous	—	—	215,266	23,637
Developer Fees	—	—	—	—
Vehicle Registration Fees	—	—	—	—
Total Revenues	\$ 22,605,132	\$ 189,286	\$ 1,310,606	\$ 7,373,438
Expenditures				
LTF Claimants, Planning, Administration	\$ —	\$ 12,000	\$ 1,287,490	\$ 5,468,944
STAF Claimants	—	—	—	655,705
Salaries, Wages, Fringe Benefits	148,735	75,464	149,989	550,960
Services and Supplies	1,542,242	—	269,146	527,365
Interest	—	—	—	—
Debt Service Principal Payments	—	—	—	—
Capital Outlay	2,888,464	—	—	—
Fixed Assets	—	—	604	—
Depreciation	—	—	—	18,952
All Other	12,877,592	—	—	—
Total Expenditures	\$ 17,457,033	\$ 87,464	\$ 1,707,229	\$ 7,221,926
Excess (Deficiency) of Revenues Over (Under) Expenditures	\$ 5,148,099	\$ 101,822	\$ (396,623)	\$ 151,512
Other Sources and Uses				
Operating Transfers In	\$ —	\$ —	\$ 202,782	\$ —
Operating Transfers Out	—	—	202,782	—
Long -Term Debt Proceeds	—	—	—	—
Other Sources (Uses)	—	—	—	—
Total Other Sources and (Uses)	\$ —	\$ —	\$ —	\$ —
Excess (Deficiency) of Revenues and Other Sources Over (Under) Expenditures and Other Uses	\$ 5,148,099	\$ 101,822	\$ (396,623)	\$ 151,512
Equity, Beginning of Year	\$ —	\$ 481,810	\$ 2,073,336	\$ 2,089,768
Prior Period/Other Adjustments	(1,463,095)	—	—	321,785
Equity, End of Year	\$ 3,685,004	\$ 583,632	\$ 1,676,713	\$ 2,563,065

Table 1. Transportation Planning Agencies Annual Report — Fiscal Year 2001-02 — (continued)
Statements of Revenues, Expenditures, and Changes in Fund Balance
For All Fund Types

	Calavaras County Local Transportation Commission	Colusa County Local Transportation Commission	Contra Costa Transportation Authority	Del Norte County Local Transportation Commission
Revenues				
LTF (1/4 Cent Sales Tax)	\$ 627,389	\$ 513,294	\$ —	\$ 493,649
STAF	109,232	37,678	—	85,330
Other Locally Funded Sales Tax	—	—	65,168,000	—
Interest	9,933	23,242	2,302,000	9,976
Federal Grants	—	193,625	1,296,000	—
State Grants	590,994	—	19,660,000	137,177
Local Grants	—	—	1,449,000	—
LTF Allocation	78,511	445	—	34,266
TDA Allocation Returned	—	—	—	—
Other/Miscellaneous	2,007	—	1,336,000	100
Developer Fees	—	—	—	—
Vehicle Registration Fees	—	—	1,285,000	23,080
Total Revenues	\$ 1,418,066	\$ 768,284	\$ 92,496,000	\$ 783,578
Expenditures				
LTF Claimants, Planning, Administration	\$ 600,865	\$ 460,402	\$ —	\$ 467,513
STAF Claimants	109,232	44,000	—	109,269
Salaries, Wages, Fringe Benefits	171,146	—	1,297,000	—
Services and Supplies	303,301	258,596	1,350,000	250,793
Interest	—	—	10,872,000	—
Debt Service Principal Payments	—	—	18,340,000	—
Capital Outlay	—	—	—	—
Fixed Assets	—	—	—	—
Depreciation	—	—	—	—
All Other	318,535	—	61,867,000	125,745
Total Expenditures	\$ 1,503,079	\$ 762,998	\$ 93,726,000	\$ 953,320
Excess (Deficiency) of Revenues Over (Under) Expenditures	\$ (85,013)	\$ 5,286	\$ (1,230,000)	\$ (169,742)
Other Sources and Uses				
Operating Transfers In	\$ —	\$ —	\$ 51,690,000	\$ —
Operating Transfers Out	—	—	51,690,000	—
Long -Term Debt Proceeds	—	—	—	—
Other Sources (Uses)	—	—	—	—
Total Other Sources and (Uses)	\$ —	\$ —	\$ —	\$ —
Excess (Deficiency) of Revenues and Other Sources Over (Under) Expenditures and Other Uses	\$ (85,013)	\$ 5,286	\$ (1,230,000)	\$ (169,742)
Equity, Beginning of Year	\$ 242,622	\$ 387,902	\$ 58,532,000	\$ 523,397
Prior Period/Other Adjustments	—	(5,447)	—	47,443
Equity, End of Year	\$ 157,609	\$ 387,741	\$ 57,302,000	\$ 401,098

Table 1. Transportation Planning Agencies Annual Report — Fiscal Year 2001-02 — (continued)
Statements of Revenues, Expenditures, and Changes in Fund Balance
For All Fund Types

	El Dorado County Local Transportation Commission	Tahoe Regional Planning Agency	El Dorado County-City of Folsom Joint Powers Agency	Fresno County Council of Governments
Revenues				
LTF (1/4 Cent Sales Tax)	\$ 2,835,300	\$ 1,312,860	\$ —	\$ 21,646,100
STAF	346,255	193,566	—	2,510,113
Other Locally Funded Sales Tax	—	—	—	—
Interest	67,915	180,853	24	231,367
Federal Grants	8,131	1,115,036	—	1,499,729
State Grants	1,300,982	5,461,403	—	300,698
Local Grants	—	150,000	—	—
LTF Allocation	409,713	61,500	—	666,437
TDA Allocation Returned	—	—	—	—
Other/Miscellaneous	393	7,517,004	—	520,638
Developer Fees	—	—	—	—
Vehicle Registration Fees	—	—	—	—
Total Revenues	\$ 4,968,689	\$ 15,992,222	\$ 24	\$ 27,375,082
Expenditures				
LTF Claimants, Planning, Administration	\$ 3,134,290	\$ 1,491,099	\$ —	\$ 22,001,379
STAF Claimants	510,892	193,566	—	2,481,992
Salaries, Wages, Fringe Benefits	743,607	4,139,162	—	1,602,014
Services and Supplies	460,222	4,016,894	—	1,348,881
Interest	—	18,500	—	—
Debt Service Principal Payments	—	99,372	—	—
Capital Outlay	—	—	—	—
Fixed Assets	—	291,377	—	17,766
Depreciation	5,816	—	—	13,857
All Other	—	3,902,448	—	—
Total Expenditures	\$ 4,854,827	\$ 14,152,418	\$ —	\$ 27,465,889
Excess (Deficiency) of Revenues Over (Under) Expenditures	\$ 113,862	\$ 1,839,804	\$ 24	\$ (90,807)
Other Sources and Uses				
Operating Transfers In	\$ —	\$ 1,155,543	\$ —	\$ —
Operating Transfers Out	—	1,155,543	—	—
Long -Term Debt Proceeds	—	—	—	—
Other Sources (Uses)	—	21,079	—	13,857
Total Other Sources and (Uses)	\$ —	\$ 21,079	\$ —	\$ 13,857
Excess (Deficiency) of Revenues and Other Sources Over (Under) Expenditures and Other Uses	\$ 113,862	\$ 1,860,883	\$ 24	\$ (76,950)
Equity, Beginning of Year	\$ 2,900,570	\$ 1,555,820	\$ 579	\$ 2,803,211
Prior Period/Other Adjustments	—	(1,483,641)	—	—
Equity, End of Year	\$ 3,014,432	\$ 1,933,062	\$ 603	\$ 2,726,261

Table 1. Transportation Planning Agencies Annual Report — Fiscal Year 2001-02 — (continued)
Statements of Revenues, Expenditures, and Changes in Fund Balance
For All Fund Types

	Fresno County Transportation Authority	Glenn County Local Transportation Commission	Humboldt County Association of Governments	Imperial Valley Association of Governments
Revenues				
LTF (1/4 Cent Sales Tax)	\$ —	\$ 589,849	\$ 3,310,843	\$ 2,907,598
STAF	—	71,658	263,566	323,481
Other Locally Funded Sales Tax	41,550,340	—	—	—
Interest	1,366,308	29,426	65,552	105,260
Federal Grants	—	102,607	—	—
State Grants	—	140,386	247,651	—
Local Grants	—	—	—	—
LTF Allocation	—	—	196,128	25,000
TDA Allocation Returned	—	—	—	—
Other/Miscellaneous	413,415	72,052	28,637	89,366
Developer Fees	—	—	—	—
Vehicle Registration Fees	—	—	129,623	123,454
Total Revenues	\$ 43,330,063	\$ 1,005,978	\$ 4,242,000	\$ 3,574,159
Expenditures				
LTF Claimants, Planning, Administration	\$ —	\$ 1,159,704	\$ 3,500,224	\$ 4,235,157
STAF Claimants	—	81,786	287,631	215,000
Salaries, Wages, Fringe Benefits	215,418	—	151,125	—
Services and Supplies	1,106,310	142,477	190,059	142,721
Interest	2,995,113	—	—	—
Debt Service Principal Payments	9,840,000	—	—	—
Capital Outlay	9,819,378	—	—	—
Fixed Assets	—	—	—	—
Depreciation	—	—	—	—
All Other	10,394,869	102,607	188,331	—
Total Expenditures	\$ 34,371,088	\$ 1,486,574	\$ 4,317,370	\$ 4,592,878
Excess (Deficiency) of Revenues Over (Under) Expenditures	\$ 8,958,975	\$ (480,596)	\$ (75,370)	\$ (1,018,719)
Other Sources and Uses				
Operating Transfers In	\$ —	\$ 155,658	\$ —	\$ —
Operating Transfers Out	—	155,658	—	—
Long -Term Debt Proceeds	—	—	—	—
Other Sources (Uses)	—	—	—	—
Total Other Sources and (Uses)	\$ —	\$ —	\$ —	\$ —
Excess (Deficiency) of Revenues and Other Sources Over (Under) Expenditures and Other Uses	\$ 8,958,975	\$ (480,596)	\$ (75,370)	\$ (1,018,719)
Equity, Beginning of Year	\$ 34,882,843	\$ 938,917	\$ 1,424,466	\$ 2,546,611
Prior Period/Other Adjustments	—	—	(91)	1,065
Equity, End of Year	\$ 43,841,818	\$ 458,321	\$ 1,349,005	\$ 1,528,957

Table 1. Transportation Planning Agencies Annual Report — Fiscal Year 2001-02 — (continued)
Statements of Revenues, Expenditures, and Changes in Fund Balance
For All Fund Types

	Imperial County Local Transportation Authority	Inyo County Local Transportation Commission	Kern Council of Governments	Kings County Association of Governments
Revenues				
LTF (1/4 Cent Sales Tax)	\$ —	\$ 671,190	\$ 19,283,022	\$ 2,381,096
STAF	—	50,205	2,045,316	256,241
Other Locally Funded Sales Tax	6,917,144	—	—	—
Interest	14,993	4,870	572,799	11,098
Federal Grants	—	—	1,691,080	—
State Grants	—	147,227	229,670	252,945
Local Grants	—	—	82,149	—
LTF Allocation	—	20,000	604,053	—
TDA Allocation Returned	—	—	—	—
Other/Miscellaneous	—	—	20,673	—
Developer Fees	—	—	—	—
Vehicle Registration Fees	—	—	596,297	2,458
Total Revenues	\$ 6,932,137	\$ 893,492	\$ 25,125,059	\$ 2,903,838
Expenditures				
LTF Claimants, Planning, Administration	\$ —	\$ 806,538	\$ 16,303,125	\$ 2,384,194
STAF Claimants	—	50,205	2,127,870	256,334
Salaries, Wages, Fringe Benefits	—	95,501	1,234,642	158,330
Services and Supplies	135,739	77,682	1,790,099	57,495
Interest	—	—	—	—
Debt Service Principal Payments	—	—	—	—
Capital Outlay	—	—	—	—
Fixed Assets	—	—	17,868	29,888
Depreciation	—	—	105,468	—
All Other	6,840,803	—	50,932	—
Total Expenditures	\$ 6,976,542	\$ 1,029,926	\$ 21,630,004	\$ 2,886,241
Excess (Deficiency) of Revenues Over (Under) Expenditures	\$ (44,405)	\$ (136,434)	\$ 3,495,055	\$ 17,597
Other Sources and Uses				
Operating Transfers In	\$ —	\$ —	\$ —	\$ —
Operating Transfers Out	—	—	—	—
Long -Term Debt Proceeds	—	—	—	—
Other Sources (Uses)	—	—	—	—
Total Other Sources and (Uses)	\$ —	\$ —	\$ —	\$ —
Excess (Deficiency) of Revenues and Other Sources Over (Under) Expenditures and Other Uses	\$ (44,405)	\$ (136,434)	\$ 3,495,055	\$ 17,597
Equity, Beginning of Year	\$ 140,099	\$ 86,018	\$ 11,953,480	\$ 172,978
Prior Period/Other Adjustments	—	44,572	—	(45,526)
Equity, End of Year	\$ 95,694	\$ (5,844)	\$ 15,448,535	\$ 145,049

Table 1. Transportation Planning Agencies Annual Report — Fiscal Year 2001-02 — (continued)
Statements of Revenues, Expenditures, and Changes in Fund Balance
For All Fund Types

	Lake County/City Council of Governments	Lassen County Local Transportation Commission	Southern California Association of Governments	San Gabriel Valley Council of Governments
Revenues				
LTF (1/4 Cent Sales Tax)	\$ 1,133,482	\$ 558,684	\$ —	\$ —
STAF	166,768	100,182	—	—
Other Locally Funded Sales Tax	—	—	—	11,053
Interest	33,526	14,198	—	—
Federal Grants	—	—	23,707,702	—
State Grants	388,756	135,366	4,072,493	—
Local Grants	—	—	7,311,131	277,346
LTF Allocation	210,023	62,210	—	357,356
TDA Allocation Returned	—	—	—	—
Other/Miscellaneous	190,812	—	1,922,147	62,378
Developer Fees	—	—	—	—
Vehicle Registration Fees	71,512	—	—	—
Total Revenues	\$ 2,194,879	\$ 870,640	\$ 37,013,473	\$ 708,133
Expenditures				
LTF Claimants, Planning, Administration	\$ 1,202,770	\$ 628,691	\$ —	\$ —
STAF Claimants	100,000	—	—	—
Salaries, Wages, Fringe Benefits	833,845	55,830	14,620,235	—
Services and Supplies	—	89,008	17,424,974	617,613
Interest	—	—	233,251	—
Debt Service Principal Payments	—	—	—	—
Capital Outlay	—	—	—	3,421
Fixed Assets	—	—	—	—
Depreciation	—	—	—	3,435
All Other	—	—	4,930,308	37,132
Total Expenditures	\$ 2,136,615	\$ 773,529	\$ 37,208,768	\$ 661,601
Excess (Deficiency) of Revenues Over (Under) Expenditures	\$ 58,264	\$ 97,111	\$ (195,295)	\$ 46,532
Other Sources and Uses				
Operating Transfers In	\$ —	\$ —	\$ —	\$ —
Operating Transfers Out	—	—	—	—
Long -Term Debt Proceeds	—	—	—	—
Other Sources (Uses)	—	—	—	—
Total Other Sources and (Uses)	\$ —	\$ —	\$ —	\$ —
Excess (Deficiency) of Revenues and Other Sources Over (Under) Expenditures and Other Uses	\$ 58,264	\$ 97,111	\$ (195,295)	\$ 46,532
Equity, Beginning of Year	\$ 1,094,073	\$ 341,744	\$ 1,459,564	\$ 254,198
Prior Period/Other Adjustments	(13,630)	28,892	259,768	3,421
Equity, End of Year	\$ 1,138,707	\$ 467,747	\$ 1,524,037	\$ 304,151

Table 1. Transportation Planning Agencies Annual Report — Fiscal Year 2001-02 — (continued)
Statements of Revenues, Expenditures, and Changes in Fund Balance
For All Fund Types

	Alameda Corridor Transportation Authority	Los Angeles County Metropolitan Transportation Authority	Madera County Local Transportation Commission	Madera County Transportation Authority
Revenues				
LTF (1/4 Cent Sales Tax)	\$ —	\$ 268,066,744	\$ 2,294,608	\$ —
STAF	—	60,441,522	227,238	—
Other Locally Funded Sales Tax	—	760,789,473	—	5,180,649
Interest	9,432,933	58,869,930	127,039	700,070
Federal Grants	14,750,190	282,754,765	25,600	—
State Grants	20,071,365	36,693,474	282,636	—
Local Grants	—	8,656,636	65,000	—
LTF Allocation	—	5,321,400	70,000	—
TDA Allocation Returned	—	—	—	—
Other/Miscellaneous	17,888,179	105,135,846	39	484,537
Developer Fees	—	—	—	—
Vehicle Registration Fees	—	6,996,246	—	—
Total Revenues	\$ 62,142,667	\$ 1,593,726,036	\$ 3,092,160	\$ 6,365,256
Expenditures				
LTF Claimants, Planning, Administration	\$ —	\$ 259,926,760	\$ 1,987,488	\$ —
STAF Claimants	—	41,324,503	293,922	—
Salaries, Wages, Fringe Benefits	2,445,769	262,941,988	229,855	—
Services and Supplies	1,929,696	493,917,911	210,864	87,532
Interest	—	169,270,925	—	—
Debt Service Principal Payments	—	404,179,949	—	—
Capital Outlay	—	202,474,075	—	—
Fixed Assets	—	—	7,783	—
Depreciation	222,699	—	—	—
All Other	638,583	—	—	2,941,039
Total Expenditures	\$ 5,236,747	\$ 1,834,036,111	\$ 2,729,912	\$ 3,028,571
Excess (Deficiency) of Revenues Over (Under) Expenditures	\$ 56,905,920	\$ (240,310,075)	\$ 362,248	\$ 3,336,685
Other Sources and Uses				
Operating Transfers In	\$ —	\$ 436,914,038	\$ —	\$ —
Operating Transfers Out	—	436,914,038	—	—
Long -Term Debt Proceeds	—	453,309,577	—	—
Other Sources (Uses)	—	—	—	—
Total Other Sources and (Uses)	\$ —	\$ 453,309,577	\$ —	\$ —
Excess (Deficiency) of Revenues and Other Sources Over (Under) Expenditures and Other Uses	\$ 56,905,920	\$ 212,999,502	\$ 362,248	\$ 3,336,685
Equity, Beginning of Year	\$ 463,923,757	\$ 1,163,724,009	\$ 2,654,402	\$ 14,150,790
Prior Period/Other Adjustments	—	9,597,660	(49,737)	(346)
Equity, End of Year	\$ 520,829,677	\$ 1,386,321,171	\$ 2,966,913	\$ 17,487,129

Table 1. Transportation Planning Agencies Annual Report — Fiscal Year 2001-02 — (continued)
Statements of Revenues, Expenditures, and Changes in Fund Balance
For All Fund Types

	Mariposa County Local Transportation Commission	Mendocino Council of Governments	Merced County Association of Governments	Modoc County Local Transportation Commission
Revenues				
LTF (1/4 Cent Sales Tax)	\$ 371,993	\$ 2,542,875	\$ 4,648,959	\$ 175,905
STAF	35,636	176,377	599,142	23,561
Other Locally Funded Sales Tax	—	—	—	—
Interest	15,742	35,323	56,662	5,468
Federal Grants	—	—	1,338,513	1,000
State Grants	98,000	411,156	74,841	257,628
Local Grants	—	—	41,200	—
LTF Allocation	11,000	215,347	152,200	164,509
TDA Allocation Returned	—	—	—	—
Other/Miscellaneous	—	44,199	441,744	—
Developer Fees	—	—	—	—
Vehicle Registration Fees	—	98,900	143,990	—
Total Revenues	\$ 532,371	\$ 3,524,177	\$ 7,497,251	\$ 628,071
Expenditures				
LTF Claimants, Planning, Administration	\$ 332,652	\$ 2,583,708	\$ 4,812,500	\$ 169,638
STAF Claimants	46,592	240,748	558,325	16,000
Salaries, Wages, Fringe Benefits	43,575	—	1,190,559	—
Services and Supplies	44,324	626,492	595,344	—
Interest	—	—	9,767	—
Debt Service Principal Payments	—	—	26,972	—
Capital Outlay	—	—	—	—
Fixed Assets	1,382	—	57,149	—
Depreciation	—	—	—	—
All Other	—	9,479	2,157	413,445
Total Expenditures	\$ 468,525	\$ 3,460,427	\$ 7,252,773	\$ 599,083
Excess (Deficiency) of Revenues Over (Under) Expenditures	\$ 63,846	\$ 63,750	\$ 244,478	\$ 28,988
Other Sources and Uses				
Operating Transfers In	\$ —	\$ —	\$ 92,300	\$ —
Operating Transfers Out	—	—	92,300	—
Long -Term Debt Proceeds	—	—	—	—
Other Sources (Uses)	—	(111,685)	(27,702)	—
Total Other Sources and (Uses)	\$ —	\$ (111,685)	\$ (27,702)	\$ —
Excess (Deficiency) of Revenues and Other Sources Over (Under) Expenditures and Other Uses	\$ 63,846	\$ (47,935)	\$ 216,776	\$ 28,988
Equity, Beginning of Year	\$ 158,549	\$ 1,650,939	\$ 1,433,451	\$ 38,653
Prior Period/Other Adjustments	—	(132,577)	256,402	(16,713)
Equity, End of Year	\$ 222,395	\$ 1,470,427	\$ 1,906,629	\$ 50,928

Table 1. Transportation Planning Agencies Annual Report — Fiscal Year 2001-02 — (continued)
Statements of Revenues, Expenditures, and Changes in Fund Balance
For All Fund Types

	Mono County Local Transportation Commission	Association of Monterey Bay Area Governments	Transportation Agency for Monterey County	Nevada County Local Transportation Commission
Revenues				
LTF (1/4 Cent Sales Tax)	\$ 526,770	\$ —	\$ 12,698,007	\$ 2,544,756
STAF	39,136	—	968,493	263,506
Other Locally Funded Sales Tax	—	—	—	—
Interest	5,038	126	574,570	88,712
Federal Grants	—	1,303,238	191,132	44,000
State Grants	357,412	449,986	850,092	225,000
Local Grants	—	533,605	16,000	—
LTF Allocation	10,000	—	908,485	199,356
TDA Allocation Returned	—	—	—	—
Other/Miscellaneous	87,226	101,167	3,096	793,026
Developer Fees	—	—	—	—
Vehicle Registration Fees	—	—	329,138	—
Total Revenues	\$ 1,025,582	\$ 2,388,122	\$ 16,539,013	\$ 4,158,356
Expenditures				
LTF Claimants, Planning, Administration	\$ 398,423	\$ —	\$ 12,168,511	\$ 2,623,625
STAF Claimants	39,136	—	714,065	252,657
Salaries, Wages, Fringe Benefits	—	999,169	1,086,740	—
Services and Supplies	—	189,561	1,485,416	—
Interest	1,958	—	—	—
Debt Service Principal Payments	—	—	—	—
Capital Outlay	—	—	3,519,041	—
Fixed Assets	—	—	58,821	—
Depreciation	—	—	—	—
All Other	265,219	1,236,206	—	828,934
Total Expenditures	\$ 704,736	\$ 2,424,936	\$ 19,032,594	\$ 3,705,216
Excess (Deficiency) of Revenues Over (Under) Expenditures	\$ 320,846	\$ (36,814)	\$ (2,493,581)	\$ 453,140
Other Sources and Uses				
Operating Transfers In	\$ 4,614	\$ —	\$ —	\$ —
Operating Transfers Out	4,614	—	—	—
Long -Term Debt Proceeds	—	—	—	—
Other Sources (Uses)	—	—	—	—
Total Other Sources and (Uses)	\$ —	\$ —	\$ —	\$ —
Excess (Deficiency) of Revenues and Other Sources Over (Under) Expenditures and Other Uses	\$ 320,846	\$ (36,814)	\$ (2,493,581)	\$ 453,140
Equity, Beginning of Year	\$ 33,130	\$ (1,689)	\$ 20,942,189	\$ 3,316,696
Prior Period/Other Adjustments	(80,808)	—	—	—
Equity, End of Year	\$ 273,168	\$ (38,503)	\$ 18,448,608	\$ 3,769,836

Table 1. Transportation Planning Agencies Annual Report — Fiscal Year 2001-02 — (continued)
Statements of Revenues, Expenditures, and Changes in Fund Balance
For All Fund Types

	Foothill Transportation Corridor Agency	San Joaquin Transportation Corridor Agency	Orange County Transportation Authority	Placer County Local Transportation Commission
Revenues				
LTF (1/4 Cent Sales Tax)	\$ —	\$ —	\$ 75,754,618	\$ 12,535,278
STAF	—	—	8,904,879	683,964
Other Locally Funded Sales Tax	—	—	212,034,061	—
Interest	25,535,000	8,779,000	54,375,159	209,090
Federal Grants	—	2,997,000	16,072,277	—
State Grants	—	—	—	522,582
Local Grants	—	—	—	—
LTF Allocation	—	—	1,752,965	708,884
TDA Allocation Returned	—	—	—	—
Other/Miscellaneous	78,919,000	57,059,000	85,368,055	47,457
Developer Fees	24,320,000	5,837,000	—	—
Vehicle Registration Fees	—	—	2,362,217	—
Total Revenues	\$ 128,774,000	\$ 74,672,000	\$ 456,624,231	\$ 14,707,255
Expenditures				
LTF Claimants, Planning, Administration	\$ —	\$ —	\$ 74,533,401	\$ 13,440,787
STAF Claimants	—	—	9,045,568	458,196
Salaries, Wages, Fringe Benefits	6,630,000	3,240,000	18,148,806	479,648
Services and Supplies	25,332,000	11,346,000	65,612,289	813,314
Interest	54,770,000	43,814,000	37,267,089	—
Debt Service Principal Payments	—	14,105,000	51,565,000	—
Capital Outlay	—	—	68,077,960	—
Fixed Assets	—	—	804,131	—
Depreciation	5,225,000	1,535,000	—	—
All Other	6,298,000	2,940,000	99,884,711	—
Total Expenditures	\$ 98,255,000	\$ 76,980,000	\$ 424,938,955	\$ 15,191,945
Excess (Deficiency) of Revenues Over (Under) Expenditures	\$ 30,519,000	\$ (2,308,000)	\$ 31,685,276	\$ (484,690)
Other Sources and Uses				
Operating Transfers In	\$ 86,459,000	\$ 54,542,000	\$ 98,365,609	\$ —
Operating Transfers Out	86,459,000	54,542,000	98,365,609	—
Long -Term Debt Proceeds	—	—	—	—
Other Sources (Uses)	305,000	343,000	7,231,977	—
Total Other Sources and (Uses)	\$ 305,000	\$ 343,000	\$ 7,231,977	\$ —
Excess (Deficiency) of Revenues and Other Sources Over (Under) Expenditures and Other Uses	\$ 30,824,000	\$ (1,965,000)	\$ 38,917,253	\$ (484,690)
Equity, Beginning of Year	\$ 488,417,000	\$ 188,668,000	\$ 753,488,744	\$ 2,020,443
Prior Period/Other Adjustments	(352,000)	(4,807,000)	(11,646,220)	—
Equity, End of Year	\$ 518,889,000	\$ 181,896,000	\$ 780,759,777	\$ 1,535,753

Table 1. Transportation Planning Agencies Annual Report — Fiscal Year 2001-02 — (continued)
Statements of Revenues, Expenditures, and Changes in Fund Balance
For All Fund Types

	Plumas County Local Transportation Commission	Coachella Valley Association of Governments	Western Riverside Council of Governments	Riverside County Transportation Commission
Revenues				
LTF (1/4 Cent Sales Tax)	\$ 428,213	\$ —	\$ —	\$ 46,971,848
STAF	37,787	—	—	4,746,603
Other Locally Funded Sales Tax	—	—	—	95,797,287
Interest	18,974	1,099,705	16,696	6,587,089
Federal Grants	—	1,344,189	301,101	—
State Grants	—	981,836	844,012	—
Local Grants	—	7,997,021	—	—
LTF Allocation	153,440	197,850	362,725	6,876,656
TDA Allocation Returned	—	—	—	—
Other/Miscellaneous	—	526,014	353,581	21,469,225
Developer Fees	—	4,862,810	—	—
Vehicle Registration Fees	—	—	—	1,288,655
Total Revenues	\$ 638,414	\$ 17,009,425	\$ 1,878,115	\$ 183,737,363
Expenditures				
LTF Claimants, Planning, Administration	\$ 475,114	\$ —	\$ —	\$ 44,987,604
STAF Claimants	—	—	—	4,254,996
Salaries, Wages, Fringe Benefits	10,892	1,092,695	912,551	1,105,471
Services and Supplies	124,311	941,032	1,123,726	1,293,610
Interest	—	—	—	11,476,956
Debt Service Principal Payments	—	1,429,927	—	24,068,939
Capital Outlay	—	—	—	—
Fixed Assets	—	25,108	21,563	561,306
Depreciation	—	—	—	7,735
All Other	—	14,295,985	31,264	86,226,571
Total Expenditures	\$ 610,317	\$ 17,784,747	\$ 2,089,104	\$ 173,983,188
Excess (Deficiency) of Revenues Over (Under) Expenditures	\$ 28,097	\$ (775,322)	\$ (210,989)	\$ 9,754,175
Other Sources and Uses				
Operating Transfers In	\$ —	\$ 1,135,103	\$ —	\$ 68,714,250
Operating Transfers Out	—	1,135,103	—	68,714,250
Long -Term Debt Proceeds	—	—	—	—
Other Sources (Uses)	—	—	—	—
Total Other Sources and (Uses)	\$ —	\$ —	\$ —	\$ —
Excess (Deficiency) of Revenues and Other Sources Over (Under) Expenditures and Other Uses	\$ 28,097	\$ (775,322)	\$ (210,989)	\$ 9,754,175
Equity, Beginning of Year	\$ 416,484	\$ 39,907,274	\$ 1,043,006	\$ 183,604,575
Prior Period/Other Adjustments	—	—	—	3,764,802
Equity, End of Year	\$ 444,581	\$ 39,131,952	\$ 832,017	\$ 197,123,552

Table 1. Transportation Planning Agencies Annual Report — Fiscal Year 2001-02 — (continued)
Statements of Revenues, Expenditures, and Changes in Fund Balance
For All Fund Types

	Sacramento Area Council of Governments	Sacramento Placerville Transportation Corridor	Sacramento County Transportation Authority	Sacramento Abandoned Vehicle Service Authority
Revenues				
LTF (1/4 Cent Sales Tax)	\$ 52,202,946	\$ —	\$ —	\$ —
STAF	6,047,735	—	—	—
Other Locally Funded Sales Tax	—	—	84,500,999	—
Interest	851,337	4,533	443,479	3,456
Federal Grants	2,645,247	—	—	—
State Grants	1,485,064	—	950,477	—
Local Grants	1,993,355	—	375,000	—
LTF Allocation	2,017,999	—	—	—
TDA Allocation Returned	—	—	—	—
Other/Miscellaneous	171,652	157,510	707,322	—
Developer Fees	—	—	—	—
Vehicle Registration Fees	2,041,321	—	—	1,051,175
Total Revenues	\$ 69,456,656	\$ 162,043	\$ 86,977,277	\$ 1,054,631
Expenditures				
LTF Claimants, Planning, Administration	\$ 59,846,422	\$ —	\$ —	\$ —
STAF Claimants	6,173,479	—	—	—
Salaries, Wages, Fringe Benefits	2,669,399	—	704,208	—
Services and Supplies	7,347,961	66,285	1,892,505	—
Interest	—	—	—	—
Debt Service Principal Payments	—	—	—	—
Capital Outlay	—	—	—	—
Fixed Assets	—	—	—	—
Depreciation	—	—	—	—
All Other	—	371	86,724,000	1,035,070
Total Expenditures	\$ 76,037,261	\$ 66,656	\$ 89,320,713	\$ 1,035,070
Excess (Deficiency) of Revenues and Over (Under) Expenditures	\$ (6,580,605)	\$ 95,387	\$ (2,343,436)	\$ 19,561
Other Sources and Uses				
Operating Transfers In	\$ —	\$ —	\$ 225,000	\$ —
Operating Transfers Out	—	—	225,000	—
Long -Term Debt Proceeds	—	—	—	—
Other Sources (Uses)	—	—	—	—
Total Other Sources and (Uses)	\$ —	\$ —	\$ —	\$ —
Excess (Deficiency) of Revenues and Other Sources Over (Under) Expenditures and Other Uses	\$ (6,580,605)	\$ 95,387	\$ (2,343,436)	\$ 19,561
Equity, Beginning of Year	\$ 29,213,148	\$ 61,135	\$ 25,303,798	\$ 308,376
Prior Period/Other Adjustments	(5,720,463)	—	—	1
Equity, End of Year	\$ 16,912,080	\$ 156,522	\$ 22,960,362	\$ 327,938

Table 1. Transportation Planning Agencies Annual Report — Fiscal Year 2001-02 — (continued)
Statements of Revenues, Expenditures, and Changes in Fund Balance
For All Fund Types

	Council of San Benito County Governments	San Bernardino Associated Governments	San Diego Association of Governments	San Diego Metropolitan Transit Development Board
Revenues				
LTF (1/4 Cent Sales Tax)	\$ 1,263,300	\$ 49,713,962	\$ 95,182,438	\$ —
STAF	135,478	5,694,689	2,201,671	8,578,112
Other Locally Funded Sales Tax	—	94,522,765	195,325,187	11,344,000
Interest	407,576	9,151,815	6,270,385	13,783,365
Federal Grants	—	67,837,232	11,610,211	124,582,562
State Grants	215,111	8,730,177	9,761,635	18,648,648
Local Grants	—	—	179,037	—
LTF Allocation	738,667	1,129,561	6,949,139	57,528,863
TDA Allocation Returned	—	8,689	1,646,014	—
Other/Miscellaneous	4,335	4,335,214	926,385	17,985,313
Developer Fees	—	232,117	—	—
Vehicle Registration Fees	51,434	1,361,485	—	—
Total Revenues	\$ 2,815,901	\$ 242,717,706	\$ 330,052,102	\$ 252,450,863
Expenditures				
LTF Claimants, Planning, Administration	\$ 1,452,609	\$ 47,684,056	\$ 104,818,077	\$ —
STAF Claimants	—	877,187	2,145,000	8,581,045
Salaries, Wages, Fringe Benefits	—	2,669,710	7,793,342	8,409,093
Services and Supplies	299,266	156,692,952	24,435,125	—
Interest	—	14,104,674	26,697,744	7,505,368
Debt Service Principal Payments	—	25,875,000	58,855,385	2,952,415
Capital Outlay	—	—	—	139,374,693
Fixed Assets	—	—	60,399	—
Depreciation	—	120,052	—	1,874
All Other	276,343	1,201,626	92,209,829	82,995,068
Total Expenditures	\$ 2,028,218	\$ 249,225,257	\$ 317,014,901	\$ 249,819,556
Excess (Deficiency) of Revenues Over (Under) Expenditures	\$ 787,683	\$ (6,507,551)	\$ 13,037,201	\$ 2,631,307
Other Sources and Uses				
Operating Transfers In	\$ —	\$ 60,777,127	\$ 85,016,279	\$ —
Operating Transfers Out	—	60,777,127	85,016,279	—
Long -Term Debt Proceeds	—	—	4,200,000	—
Other Sources (Uses)	—	(197,246)	—	(454,719)
Total Other Sources and (Uses)	\$ —	\$ (197,246)	\$ 4,200,000	\$ (454,719)
Excess (Deficiency) of Revenues and Other Sources Over (Under) Expenditures and Other Uses	\$ 787,683	\$ (6,704,797)	\$ 17,237,201	\$ 2,176,588
Equity, Beginning of Year	\$ 14,656,344	\$ 199,482,210	\$ 228,649,992	\$ 196,172,469
Prior Period/Other Adjustments	(1,132,749)	61,956,213	318,337	529,492
Equity, End of Year	\$ 14,311,278	\$ 254,733,626	\$ 246,205,530	\$ 198,878,549

Table 1. Transportation Planning Agencies Annual Report — Fiscal Year 2001-02 — (continued)
Statements of Revenues, Expenditures, and Changes in Fund Balance
For All Fund Types

	San Francisco County Transportation Authority	San Joaquin County Council of Governments	San Luis Obispo Area Council of Governments	San Mateo County Transportation Authority
Revenues				
LTF (1/4 Cent Sales Tax)	\$ —	\$ 17,632,624	\$ 8,057,569	\$ —
STAF	—	1,913,861	780,836	—
Other Locally Funded Sales Tax	62,805,426	34,377,742	—	57,160,990
Interest	7,045,264	8,547,488	248,731	17,712,475
Federal Grants	4,033,502	1,198,305	759,348	—
State Grants	—	903,525	468,753	—
Local Grants	—	1,011,620	6,400	—
LTF Allocation	—	734,979	542,150	—
TDA Allocation Returned	—	—	—	—
Other/Miscellaneous	1,810,644	89,348	1,917,357	635,818
Developer Fees	—	—	—	—
Vehicle Registration Fees	—	—	250,628	—
Total Revenues	\$ 75,694,836	\$ 66,409,492	\$ 13,031,772	\$ 75,509,283
Expenditures				
LTF Claimants, Planning, Administration	\$ —	\$ 19,763,981	\$ 8,102,000	\$ —
STAF Claimants	—	768,488	755,855	—
Salaries, Wages, Fringe Benefits	807,000	1,886,580	918,301	480,326
Services and Supplies	—	699,611	620,734	119,854
Interest	—	1,686,433	—	2,370,500
Debt Service Principal Payments	—	29,474	—	6,890,000
Capital Outlay	—	—	—	—
Fixed Assets	—	30,759	39,467	—
Depreciation	31,483	—	—	—
All Other	94,153,548	37,272,862	990,977	44,239,383
Total Expenditures	\$ 94,992,031	\$ 62,138,188	\$ 11,427,334	\$ 54,100,063
Excess (Deficiency) of Revenues Over (Under) Expenditures	\$ (19,297,195)	\$ 4,271,304	\$ 1,604,438	\$ 21,409,220
Other Sources and Uses				
Operating Transfers In	\$ —	\$ —	\$ —	\$ —
Operating Transfers Out	—	—	—	—
Long -Term Debt Proceeds	—	—	—	—
Other Sources (Uses)	—	—	—	—
Total Other Sources and (Uses)	\$ —	\$ —	\$ —	\$ —
Excess (Deficiency) of Revenues and Other Sources Over (Under) Expenditures and Other Uses	\$ (19,297,195)	\$ 4,271,304	\$ 1,604,438	\$ 21,409,220
Equity, Beginning of Year	\$ 162,023,998	\$ 162,133,091	\$ 4,503,458	\$ 317,651,024
Prior Period/Other Adjustments	—	—	723,575	—
Equity, End of Year	\$ 142,726,803	\$ 166,404,395	\$ 6,831,471	\$ 339,060,244

Table 1. Transportation Planning Agencies Annual Report — Fiscal Year 2001-02 — (continued)
Statements of Revenues, Expenditures, and Changes in Fund Balance
For All Fund Types

	Peninsula Traffic Congestion Relief Alliance	Santa Barbara County Association of Governments	Santa Clara County Congestion Management Agency	Santa Cruz County Transportation Commission
Revenues				
LTF (1/4 Cent Sales Tax)	\$ —	\$ 12,630,468	\$ —	\$ 7,118,988
STAF	—	1,369,413	—	1,436,436
Other Locally Funded Sales Tax	—	26,091,897	—	—
Interest	304	1,207,863	—	228,168
Federal Grants	—	788,068	452,451	357,321
State Grants	309,451	4,106,225	1,953,000	2,930,581
Local Grants	395,680	455,303	1,587,191	90,766
LTF Allocation	—	248,611	—	1,067,714
TDA Allocation Returned	—	—	—	13,017
Other/Miscellaneous	1,000	167,548	8,000	95,647
Developer Fees	—	—	99,292	—
Vehicle Registration Fees	—	341,759	—	230,697
Total Revenues	\$ 706,435	\$ 47,407,155	\$ 4,099,934	\$ 13,569,335
Expenditures				
LTF Claimants, Planning, Administration	\$ —	\$ 13,425,201	\$ —	\$ 7,736,551
STAF Claimants	—	1,322,254	—	1,436,436
Salaries, Wages, Fringe Benefits	93,879	1,328,657	1,388,188	922,476
Services and Supplies	617,855	14,770,088	1,282,651	1,338,643
Interest	—	1,595,425	—	821
Debt Service Principal Payments	—	3,015,000	—	31,557
Capital Outlay	—	—	—	—
Fixed Assets	—	35,387	—	13,883
Depreciation	—	—	—	—
All Other	—	24,712,051	—	1,743,084
Total Expenditures	\$ 711,734	\$ 60,204,063	\$ 2,670,839	\$ 13,223,451
Excess (Deficiency) of Revenues Over (Under) Expenditures	\$ (5,299)	\$ (12,796,908)	\$ 1,429,095	\$ 345,884
Other Sources and Uses				
Operating Transfers In	\$ —	\$ 4,610,256	\$ —	\$ —
Operating Transfers Out	—	4,610,256	—	—
Long -Term Debt Proceeds	—	—	—	—
Other Sources (Uses)	—	—	—	—
Total Other Sources and (Uses)	\$ —	\$ —	\$ —	\$ —
Excess (Deficiency) of Revenues and Other Sources Over (Under) Expenditures and Other Uses	\$ (5,299)	\$ (12,796,908)	\$ 1,429,095	\$ 345,884
Equity, Beginning of Year	\$ 108,999	\$ 28,995,718	\$ 209,409	\$ 5,935,486
Prior Period/Other Adjustments	—	—	137,582	53,213
Equity, End of Year	\$ 103,700	\$ 16,198,810	\$ 1,776,086	\$ 6,334,583

Table 1. Transportation Planning Agencies Annual Report — Fiscal Year 2001-02 — (continued)
Statements of Revenues, Expenditures, and Changes in Fund Balance
For All Fund Types

	Shasta County Regional Transportation Planning Agency	Sierra County Local Transportation Commission	Siskiyou County Local Transportation Commission	Solano County Transportation Authority Congestion Management
Revenues				
LTF (1/4 Cent Sales Tax)	\$ 5,534,396	\$ 48,263	\$ 978,239	\$ —
STAF	469,864	9,420	84,722	—
Other Locally Funded Sales Tax	—	—	—	286,617
Interest	99,759	4,096	14,440	45,580
Federal Grants	921,161	—	—	140,000
State Grants	1,136,927	—	133,190	2,420,353
Local Grants	—	—	—	1,216,457
LTF Allocation	160,281	104,154	32,573	656,852
TDA Allocation Returned	—	10,284	—	—
Other/Miscellaneous	243,084	33,103	—	52,776
Developer Fees	—	—	—	—
Vehicle Registration Fees	—	—	—	—
Total Revenues	\$ 8,565,472	\$ 209,320	\$ 1,243,164	\$ 4,818,635
Expenditures				
LTF Claimants, Planning, Administration	\$ 6,125,220	\$ 84,878	\$ 934,080	\$ —
STAF Claimants	362,130	—	139,097	—
Salaries, Wages, Fringe Benefits	—	—	—	783,289
Services and Supplies	677,701	121,488	195,282	1,546,848
Interest	—	—	—	—
Debt Service Principal Payments	—	—	—	—
Capital Outlay	—	—	—	797,912
Fixed Assets	—	—	—	—
Depreciation	—	—	—	36,622
All Other	1,136,926	—	—	1,876,619
Total Expenditures	\$ 8,301,977	\$ 206,366	\$ 1,268,459	\$ 5,041,290
Excess (Deficiency) of Revenues Over (Under) Expenditures	\$ 263,495	\$ 2,954	\$ (25,295)	\$ (222,655)
Other Sources and Uses				
Operating Transfers In	\$ —	\$ —	\$ —	\$ —
Operating Transfers Out	—	—	—	—
Long -Term Debt Proceeds	—	—	—	—
Other Sources (Uses)	—	—	—	—
Total Other Sources and (Uses)	\$ —	\$ —	\$ —	\$ —
Excess (Deficiency) of Revenues and Other Sources Over (Under) Expenditures and Other Uses	\$ 263,495	\$ 2,954	\$ (25,295)	\$ (222,655)
Equity, Beginning of Year	\$ 3,102,268	\$ 9,062	\$ 185,336	\$ 1,087,544
Prior Period/Other Adjustments	(19,486)	45,042	—	(6,750)
Equity, End of Year	\$ 3,346,277	\$ 57,058	\$ 160,041	\$ 858,139

Table 1. Transportation Planning Agencies Annual Report — Fiscal Year 2001-02 — (continued)
Statements of Revenues, Expenditures, and Changes in Fund Balance
For All Fund Types

	Stanislaus Council of Governments	Tehama County Transportation Commission	Trinity County Transportation Commission	Tulare County Association of Governments
Revenues				
LTF (1/4 Cent Sales Tax)	\$ 15,690,970	\$ 1,255,275	\$ 156,758	\$ 8,175,273
STAF	1,338,923	151,608	35,419	1,069,710
Other Locally Funded Sales Tax	—	—	—	—
Interest	123,581	12,310	26,905	182,073
Federal Grants	999,805	—	—	778,303
State Grants	248,711	612,607	138,596	86,711
Local Grants	—	—	—	—
LTF Allocation	358,000	121,849	52,215	171,081
TDA Allocation Returned	—	—	31,009	—
Other/Miscellaneous	414,810	32,370	—	137,400
Developer Fees	—	—	—	—
Vehicle Registration Fees	4,000	—	—	—
Total Revenues	\$ 19,178,800	\$ 2,186,019	\$ 440,902	\$ 10,600,551
Expenditures				
LTF Claimants, Planning, Administration	\$ 15,202,751	\$ 1,257,719	\$ 240,794	\$ 8,913,153
STAF Claimants	1,359,031	151,702	—	563,133
Salaries, Wages, Fringe Benefits	902,478	172,383	—	—
Services and Supplies	759,868	274,122	—	1,174,274
Interest	—	—	—	—
Debt Service Principal Payments	—	—	—	—
Capital Outlay	—	—	—	—
Fixed Assets	—	13,045	—	—
Depreciation	—	—	—	—
All Other	396,686	400,937	195,370	—
Total Expenditures	\$ 18,620,814	\$ 2,269,908	\$ 436,164	\$ 10,650,560
Excess (Deficiency) of Revenues Over (Under) Expenditures	\$ 557,986	\$ (83,889)	\$ 4,738	\$ (50,009)
Other Sources and Uses				
Operating Transfers In	\$ 1,602,751	\$ —	\$ —	\$ —
Operating Transfers Out	1,602,751	—	—	—
Long -Term Debt Proceeds	—	—	—	—
Other Sources (Uses)	—	—	—	—
Total Other Sources and (Uses)	\$ —	\$ —	\$ —	\$ —
Excess (Deficiency) of Revenues and Other Sources Over (Under) Expenditures and Other Uses	\$ 557,986	\$ (83,889)	\$ 4,738	\$ (50,009)
Equity, Beginning of Year	\$ 2,103,578	\$ 141,046	\$ 940,444	\$ 3,781,601
Prior Period/Other Adjustments	(1,602,727)	—	2,891	298,314
Equity, End of Year	\$ 1,058,837	\$ 57,157	\$ 948,073	\$ 4,029,906

Table 1. Transportation Planning Agencies Annual Report — Fiscal Year 2001-02 — (continued)
Statements of Revenues, Expenditures, and Changes in Fund Balance
For All Fund Types

	Tuolumne County and Cities Planning Council	Ventura County Transportation Commission	State Total
Revenues			
LTF (1/4 Cent Sales Tax)	\$ 1,367,827	\$ 24,130,835	\$ 1,061,799,378
STAF	146,986	1,982,726	183,439,148
Other Locally Funded Sales Tax	48,736	—	1,850,684,370
Interest	50,186	335,926	257,569,521
Federal Grants	—	11,348,368	611,512,576
State Grants	—	3,482,188	167,535,916
Local Grants	—	2,624,631	62,489,714
LTF Allocation	271,927	3,510,316	105,713,957
TDA Allocation Returned	—	—	4,626,453
Other/Miscellaneous	794,251	1,145,703	444,072,057
Developer Fees	25,786	—	35,377,005
Vehicle Registration Fees	—	680,993	26,557,876
Total Revenues	\$ 2,705,699	\$ 49,241,686	\$ 4,811,377,971
Expenditures			
LTF Claimants, Planning, Administration	\$ 1,397,710	\$ 27,157,400	\$ 1,146,381,472
STAF Claimants	135,477	2,426,308	153,744,071
Salaries, Wages, Fringe Benefits	193,447	1,233,701	380,397,542
Services and Supplies	65,969	21,830,596	933,842,213
Interest	—	—	385,274,723
Debt Service Principal Payments	—	—	652,228,990
Capital Outlay	—	—	474,522,388
Fixed Assets	7,777	—	2,160,165
Depreciation	—	—	7,842,469
All Other	20,166	—	860,977,505
Total Expenditures	\$ 1,820,546	\$ 52,648,005	\$ 4,997,371,538
Excess (Deficiency) of Revenues Over (Under) Expenditures	\$ 885,153	\$ (3,406,319)	\$ (185,993,567)
Other Sources and Uses			
Operating Transfers In	\$ —	\$ —	\$ 965,180,960
Operating Transfers Out	—	—	965,180,960
Long -Term Debt Proceeds	—	—	457,509,577
Other Sources (Uses)	—	—	7,123,561
Total Other Sources and (Uses)	\$ —	\$ —	\$ 464,633,138
Excess (Deficiency) of Revenues and Other Sources Over (Under) Expenditures and Other Uses	\$ 885,153	\$ (3,406,319)	\$ 278,639,571
Equity, Beginning of Year	\$ 451,676	\$ 9,304,948	\$ 5,419,834,103
Prior Period/Other Adjustments	(51,121)	—	49,660,218
Equity, End of Year	\$ 1,285,708	\$ 5,898,629	\$ 5,748,133,892

Table 2. Transportation Planning Agencies Annual Report — Fiscal Year 2001-02
Local Transportation Funds Balance Sheets and Statements of Revenues, Expenditures,
and Changes in Fund Balance

	Metropolitan Transportation Commission Alameda	Contra Costa	Marin	Napa
Balance Sheets				
Assets				
Cash and Investments	\$ 5,977,959	\$ 16,336,086	\$ —	\$ 8,757,204
Accounts Receivable	—	16,919	813,715	—
Interest Receivable	—	—	—	—
Due From Other Funds	—	—	—	—
Due From Other Agencies	—	—	—	—
Other Assets	—	—	—	—
Total Assets	\$ 5,977,959	\$ 16,353,005	\$ 813,715	\$ 8,757,204
Liabilities				
Accounts Payable	\$ —	\$ —	\$ —	\$ —
Due to Other Funds	—	—	—	—
Due to Other Agencies	—	—	—	—
Other Liabilities	—	—	1,032,705	—
TDA Allocations Payable	—	—	—	—
Total Liabilities	\$ —	\$ —	\$ 1,032,705	\$ —
Fund Equity				
Reserved				
TDA Current Allocations Unpaid	\$ —	\$ —	\$ —	\$ —
TDA Funds Reserved	8,487,600	4,763,724	175,000	5,588,963
TDA Unallocated Apportionments	(2,509,641)	11,589,281	(393,990)	3,168,241
TDA Unrestricted	—	—	—	—
Total Fund Equity	\$ 5,977,959	\$ 16,353,005	\$ (218,990)	\$ 8,757,204
Total Liabilities and Equity	\$ 5,977,959	\$ 16,353,005	\$ 813,715	\$ 8,757,204
Statement of Revenues, Expenditures and Changes in Fund Balance				
Revenues				
LTF (1/4 cent Sales Tax)	\$ 56,343,360	\$ 30,538,171	\$ 9,732,118	\$ 4,876,446
Interest	395,838	289,539	80,046	297,198
TDA Allocations Returned	829,974	888,177	—	109,464
Other/Miscellaneous	—	—	—	—
Total Revenues	\$ 57,569,172	\$ 31,715,887	\$ 9,812,164	\$ 5,283,108
Expenditures				
LTF Claimants, Planning, Administration	\$ 70,292,499	\$ 34,724,450	\$ 11,460,754	\$ 5,170,063
All Other	—	—	—	—
Total Expenditures	\$ 70,292,499	\$ 34,724,450	\$ 11,460,754	\$ 5,170,063
Excess (Deficiency) of Revenues Over (Under) Expenditures	\$ (12,723,327)	\$ (3,008,563)	\$ (1,648,590)	\$ 113,045
Other Sources and (Uses)				
Operating Transfers In	\$ —	\$ —	\$ —	\$ —
Operating Transfers Out	—	—	—	—
Other Sources (Uses)	—	—	—	—
Total Other Sources and (Uses)	\$ —	\$ —	\$ —	\$ —
Excess (Deficiency) of Revenues and Other Sources Over (Under) Expenditures and Other Uses	\$ (12,723,327)	\$ (3,008,563)	\$ (1,648,590)	\$ 113,045
Equity, Beginning of Year	\$ 18,701,286	\$ 19,361,568	\$ 1,429,600	\$ 8,644,159
Prior Year Adjustments	—	—	—	—
Equity, End of Year	\$ 5,977,959	\$ 16,353,005	\$ (218,990)	\$ 8,757,204

Table 2. Transportation Planning Agencies Annual Report — Fiscal Year 2001-02 — (continued)
Local Transportation Funds Balance Sheets and Statements of Revenues, Expenditures,
and Changes in Fund Balance

	Metropolitan Transportation Commission — (continued)			
	San Francisco	San Mateo	Santa Clara	Solano
Balance Sheets				
Assets				
Cash and Investments	\$ —	\$ —	\$ 422,704	\$ 11,018,623
Accounts Receivable	—	—	—	—
Interest Receivable	—	—	—	—
Due From Other Funds	—	—	—	—
Due From Other Agencies	—	—	—	—
Other Assets	—	—	—	—
Total Assets	\$ —	\$ —	\$ 422,704	\$ 11,018,623
Liabilities				
Accounts Payable	\$ —	\$ —	\$ —	\$ —
Due to Other Funds	—	—	—	—
Due to Other Agencies	—	—	—	—
Other Liabilities	2,408,052	2,673,154	—	—
TDA Allocations Payable	—	—	—	—
Total Liabilities	\$ 2,408,052	\$ 2,673,154	\$ —	\$ —
Fund Equity				
Reserved				
TDA Current Allocations Unpaid	\$ —	\$ —	\$ —	\$ —
TDA Funds Reserved	928,832	1,813,363	4,213,708	6,666,045
TDA Unallocated Apportionments	(3,336,884)	(4,486,517)	(3,791,004)	4,352,578
TDA Unrestricted	—	—	—	—
Total Fund Equity	\$ (2,408,052)	\$ (2,673,154)	\$ 422,704	\$ 11,018,623
Total Liabilities and Equity	\$ —	\$ —	\$ 422,704	\$ 11,018,623
Statement of Revenues, Expenditures and Changes in Fund Balance				
Revenues				
LTF (1/4 cent Sales Tax)	\$ 29,683,577	\$ 30,834,076	\$ 75,632,441	\$ 12,019,791
Interest	531,607	498,746	556,919	491,360
TDA Allocations Returned	—	—	—	265,919
Other/Miscellaneous	—	—	—	—
Total Revenues	\$ 30,215,184	\$ 31,332,822	\$ 76,189,360	\$ 12,777,070
Expenditures				
LTF Claimants, Planning, Administration	\$ 40,973,937	\$ 45,719,280	\$ 99,006,222	\$ 13,495,839
All Other	—	—	—	—
Total Expenditures	\$ 40,973,937	\$ 45,719,280	\$ 99,006,222	\$ 13,495,839
Excess (Deficiency) of Revenues Over (Under) Expenditures	\$ (10,758,753)	\$ (14,386,458)	\$ (22,816,862)	\$ (718,769)
Other Sources and (Uses)				
Operating Transfers In	\$ —	\$ —	\$ —	\$ —
Operating Transfers Out	—	—	—	—
Other Sources (Uses)	—	—	—	—
Total Other Sources and (Uses)	\$ —	\$ —	\$ —	\$ —
Excess (Deficiency) of Revenues and Other Sources Over (Under) Expenditures and Other Uses	\$ (10,758,753)	\$ (14,386,458)	\$ (22,816,862)	\$ (718,769)
Equity, Beginning of Year	\$ 8,350,701	\$ 11,713,304	\$ 23,239,566	\$ 11,737,392
Prior Year Adjustments	—	—	—	—
Equity, End of Year	\$ (2,408,052)	\$ (2,673,154)	\$ 422,704	\$ 11,018,623

Table 2. Transportation Planning Agencies Annual Report — Fiscal Year 2001-02 — (continued)
Local Transportation Funds Balance Sheets and Statements of Revenues, Expenditures,
and Changes in Fund Balance

	Metropolitan Transportation Commission — (continued)		Alpine County Transportation Commission	Amador County Transportation Commission
	Sonoma	Total		
Balance Sheets				
Assets				
Cash and Investments	\$ 16,386,259	\$ 58,898,835	\$ 502,321	\$ 184,751
Accounts Receivable	—	830,634	—	—
Interest Receivable	—	—	3,132	—
Due From Other Funds	—	—	—	—
Due From Other Agencies	—	—	—	—
Other Assets	—	—	—	—
Total Assets	\$ 16,386,259	\$ 59,729,469	\$ 505,453	\$ 184,751
Liabilities				
Accounts Payable	\$ —	\$ —	\$ —	\$ —
Due to Other Funds	—	—	12,799	—
Due to Other Agencies	—	—	—	—
Other Liabilities	—	6,113,911	—	—
TDA Allocations Payable	—	—	—	—
Total Liabilities	\$ —	\$ 6,113,911	\$ 12,799	\$ —
Fund Equity				
Reserved				
TDA Current Allocations Unpaid	\$ —	\$ —	\$ —	\$ —
TDA Funds Reserved	3,608,816	36,246,051	—	184,751
TDA Unallocated Apportionments	12,777,443	17,369,507	492,654	—
TDA Unrestricted	—	—	—	—
Total Fund Equity	\$ 16,386,259	\$ 53,615,558	\$ 492,654	\$ 184,751
Total Liabilities and Equity	\$ 16,386,259	\$ 59,729,469	\$ 505,453	\$ 184,751
Statement of Revenues, Expenditures and Changes in Fund Balance				
Revenues				
LTF (1/4 cent Sales Tax)	\$ 16,813,361	\$ 266,473,341	\$ 56,298	\$ 913,127
Interest	621,290	3,762,543	14,169	23,755
TDA Allocations Returned	823,906	2,917,440	—	—
Other/Miscellaneous	—	—	—	—
Total Revenues	\$ 18,258,557	\$ 273,153,324	\$ 70,467	\$ 936,882
Expenditures				
LTF Claimants, Planning, Administration	\$ 17,811,230	\$ 338,654,274	\$ 12,000	\$ 1,287,490
All Other	—	—	—	—
Total Expenditures	\$ 17,811,230	\$ 338,654,274	\$ 12,000	\$ 1,287,490
Excess (Deficiency) of Revenues Over (Under) Expenditures	\$ 447,327	\$ (65,500,950)	\$ 58,467	\$ (350,608)
Other Sources and (Uses)				
Operating Transfers In	\$ —	\$ —	\$ —	\$ —
Operating Transfers Out	—	—	—	—
Other Sources (Uses)	—	—	—	—
Total Other Sources and (Uses)	\$ —	\$ —	\$ —	\$ —
Excess (Deficiency) of Revenues and Other Sources Over (Under) Expenditures and Other Uses	\$ 447,327	\$ (65,500,950)	\$ 58,467	\$ (350,608)
Equity, Beginning of Year	\$ 15,938,932	\$ 119,116,508	\$ 434,187	\$ 535,359
Prior Year Adjustments	—	—	—	—
Equity, End of Year	\$ 16,386,259	\$ 53,615,558	\$ 492,654	\$ 184,751

Table 2. Transportation Planning Agencies Annual Report — Fiscal Year 2001-02 — (continued)
Local Transportation Funds Balance Sheets and Statements of Revenues, Expenditures,
and Changes in Fund Balance

	Butte County Association of Governments	Calaveras County Local Transportation Commission	Colusa County Local Transportation Commission	Del Norte County Local Transportation Commission
Balance Sheets				
Assets				
Cash and Investments	\$ 2,510,470	\$ 51,079	\$ 326,224	\$ 248,076
Accounts Receivable	—	—	17,710	69,100
Interest Receivable	—	—	5,514	—
Due From Other Funds	—	7,934	—	—
Due From Other Agencies	386,139	44,700	—	—
Other Assets	—	—	—	—
Total Assets	\$ 2,896,609	\$ 103,713	\$ 349,448	\$ 317,176
Liabilities				
Accounts Payable	\$ 428,972	\$ —	\$ —	\$ —
Due to Other Funds	—	—	—	—
Due to Other Agencies	—	19,587	—	—
Other Liabilities	—	—	—	—
TDA Allocations Payable	—	—	—	—
Total Liabilities	\$ 428,972	\$ 19,587	\$ —	\$ —
Fund Equity				
Reserved				
TDA Current Allocations Unpaid	\$ —	\$ —	\$ —	\$ 81,681
TDA Funds Reserved	1,952,237	—	—	168,498
TDA Unallocated Apportionments	—	84,126	—	66,997
TDA Unrestricted	515,400	—	349,448	—
Total Fund Equity	\$ 2,467,637	\$ 84,126	\$ 349,448	\$ 317,176
Total Liabilities and Equity	\$ 2,896,609	\$ 103,713	\$ 349,448	\$ 317,176
Statement of Revenues, Expenditures and Changes in Fund Balance				
Revenues				
LTF (1/4 cent Sales Tax)	\$ 5,391,551	\$ 627,389	\$ 513,294	\$ 493,649
Interest	124,694	—	17,320	5,276
TDA Allocations Returned	—	—	—	—
Other/Miscellaneous	—	—	—	—
Total Revenues	\$ 5,516,245	\$ 627,389	\$ 530,614	\$ 498,925
Expenditures				
LTF Claimants, Planning, Administration	\$ 5,468,944	\$ 600,865	\$ 460,402	\$ 467,513
All Other	—	—	—	—
Total Expenditures	\$ 5,468,944	\$ 600,865	\$ 460,402	\$ 467,513
Excess (Deficiency) of Revenues Over (Under) Expenditures	\$ 47,301	\$ 26,524	\$ 70,212	\$ 31,412
Other Sources and (Uses)				
Operating Transfers In	\$ —	\$ —	\$ —	\$ —
Operating Transfers Out	—	—	—	—
Other Sources (Uses)	—	—	—	—
Total Other Sources and (Uses)	\$ —	\$ —	\$ —	\$ —
Excess (Deficiency) of Revenues and Other Sources Over (Under) Expenditures and Other Uses	\$ 47,301	\$ 26,524	\$ 70,212	\$ 31,412
Equity, Beginning of Year	\$ 2,082,836	\$ 57,602	\$ 279,236	\$ 285,764
Prior Year Adjustments	337,500	—	—	—
Equity, End of Year	\$ 2,467,637	\$ 84,126	\$ 349,448	\$ 317,176

Table 2. Transportation Planning Agencies Annual Report — Fiscal Year 2001-02 — (continued)
Local Transportation Funds Balance Sheets and Statements of Revenues, Expenditures,
and Changes in Fund Balance

	El Dorado County Local Transportation Commission	Tahoe Regional Planning Agency El Dorado	Placer	Total
Balance Sheets				
Assets				
Cash and Investments	\$ 743,980	\$ 128,866	\$ —	\$ 128,866
Accounts Receivable	—	—	—	—
Interest Receivable	—	—	—	—
Due From Other Funds	—	—	—	—
Due From Other Agencies	110,553	28,566	21,222	49,788
Other Assets	—	—	—	—
Total Assets	\$ 854,533	\$ 157,432	\$ 21,222	\$ 178,654
Liabilities				
Accounts Payable	\$ —	\$ —	\$ —	\$ —
Due to Other Funds	—	—	—	—
Due to Other Agencies	217,071	—	—	—
Other Liabilities	—	—	11,300	11,300
TDA Allocations Payable	—	39,450	—	39,450
Total Liabilities	\$ 217,071	\$ 39,450	\$ 11,300	\$ 50,750
Fund Equity				
Reserved				
TDA Current Allocations Unpaid	\$ —	\$ —	\$ —	\$ —
TDA Funds Reserved	—	117,982	9,922	127,904
TDA Unallocated Apportionments	637,462	—	—	—
TDA Unrestricted	—	—	—	—
Total Fund Equity	\$ 637,462	\$ 117,982	\$ 9,922	\$ 127,904
Total Liabilities and Equity	\$ 854,533	\$ 157,432	\$ 21,222	\$ 178,654
Statement of Revenues, Expenditures and Changes in Fund Balance				
Revenues				
LTF (1/4 cent Sales Tax)	\$ 2,835,300	\$ 757,747	\$ 555,113	\$ 1,312,860
Interest	35,446	16,153	7,964	24,117
TDA Allocations Returned	—	—	—	—
Other/Miscellaneous	—	—	—	—
Total Revenues	\$ 2,870,746	\$ 773,900	\$ 563,077	\$ 1,336,977
Expenditures				
LTF Claimants, Planning, Administration	\$ 3,134,290	\$ 881,774	\$ 609,325	\$ 1,491,099
All Other	—	—	—	—
Total Expenditures	\$ 3,134,290	\$ 881,774	\$ 609,325	\$ 1,491,099
Excess (Deficiency) of Revenues Over (Under) Expenditures	\$ (263,544)	\$ (107,874)	\$ (46,248)	\$ (154,122)
Other Sources and (Uses)				
Operating Transfers In	\$ —	\$ —	\$ —	\$ —
Operating Transfers Out	—	—	—	—
Other Sources (Uses)	—	—	—	—
Total Other Sources and (Uses)	\$ —	\$ —	\$ —	\$ —
Excess (Deficiency) of Revenues and Other Sources Over (Under) Expenditures and Other Uses	\$ (263,544)	\$ (107,874)	\$ (46,248)	\$ (154,122)
Equity, Beginning of Year	\$ 901,006	\$ 225,856	\$ 56,170	\$ 282,026
Prior Year Adjustments	—	—	—	—
Equity, End of Year	\$ 637,462	\$ 117,982	\$ 9,922	\$ 127,904

Table 2. Transportation Planning Agencies Annual Report — Fiscal Year 2001-02 — (continued)
Local Transportation Funds Balance Sheets and Statements of Revenues, Expenditures,
and Changes in Fund Balance

	Fresno County Council of Governments	Glenn County Local Transportation Commission	Humboldt County Association of Governments	Imperial Valley Association of Governments
Balance Sheets				
Assets				
Cash and Investments	\$ 2,496,149	\$ 480,630	\$ 569,060	\$ 518,659
Accounts Receivable	—	—	—	—
Interest Receivable	9,360	—	—	12,141
Due From Other Funds	—	20,000	—	—
Due From Other Agencies	—	—	—	—
Other Assets	—	—	—	—
Total Assets	\$ 2,505,509	\$ 500,630	\$ 569,060	\$ 530,800
Liabilities				
Accounts Payable	\$ —	\$ 7,453	\$ —	\$ —
Due to Other Funds	—	—	—	—
Due to Other Agencies	—	72,052	—	—
Other Liabilities	—	14,000	—	—
TDA Allocations Payable	947,278	—	—	—
Total Liabilities	\$ 947,278	\$ 93,505	\$ —	\$ —
Fund Equity				
Reserved				
TDA Current Allocations Unpaid	\$ —	\$ —	\$ —	\$ —
TDA Funds Reserved	1,558,231	—	—	—
TDA Unallocated Apportionments	—	—	—	—
TDA Unrestricted	—	407,125	569,060	530,800
Total Fund Equity	\$ 1,558,231	\$ 407,125	\$ 569,060	\$ 530,800
Total Liabilities and Equity	\$ 2,505,509	\$ 500,630	\$ 569,060	\$ 530,800
Statement of Revenues, Expenditures and Changes in Fund Balance				
Revenues				
LTF (1/4 cent Sales Tax)	\$ 21,646,100	\$ 589,849	\$ 3,310,843	\$ 2,907,598
Interest	189,615	27,402	29,286	75,782
TDA Allocations Returned	—	—	—	—
Other/Miscellaneous	—	72,052	—	—
Total Revenues	\$ 21,835,715	\$ 689,303	\$ 3,340,129	\$ 2,983,380
Expenditures				
LTF Claimants, Planning, Administration	\$ 22,001,379	\$ 1,159,704	\$ 3,500,224	\$ 4,235,157
All Other	—	—	—	—
Total Expenditures	\$ 22,001,379	\$ 1,159,704	\$ 3,500,224	\$ 4,235,157
Excess (Deficiency) of Revenues Over (Under) Expenditures	\$ (165,664)	\$ (470,401)	\$ (160,095)	\$ (1,251,777)
Other Sources and (Uses)				
Operating Transfers In	\$ —	\$ —	\$ —	\$ —
Operating Transfers Out	—	—	—	—
Other Sources (Uses)	—	15,000	—	—
Total Other Sources and (Uses)	\$ —	\$ 15,000	\$ —	\$ —
Excess (Deficiency) of Revenues and Other Sources Over (Under) Expenditures and Other Uses	\$ (165,664)	\$ (455,401)	\$ (160,095)	\$ (1,251,777)
Equity, Beginning of Year	\$ 1,723,895	\$ 862,526	\$ 729,155	\$ 1,782,577
Prior Year Adjustments	—	—	—	—
Equity, End of Year	\$ 1,558,231	\$ 407,125	\$ 569,060	\$ 530,800

Table 2. Transportation Planning Agencies Annual Report — Fiscal Year 2001-02 — (continued)
Local Transportation Funds Balance Sheets and Statements of Revenues, Expenditures,
and Changes in Fund Balance

	Inyo County Local Transportation Commission	Kern Council of Governments	Kings County Association of Governments	Lake County/City Council of Governments
Balance Sheets				
Assets				
Cash and Investments	\$ 62,071	\$ 11,958,214	\$ 470	\$ 266,187
Accounts Receivable	—	—	—	45,100
Interest Receivable	—	—	—	3,834
Due From Other Funds	—	242,372	—	28,900
Due From Other Agencies	53,412	890,113	—	—
Other Assets	—	—	—	—
Total Assets	\$ 115,483	\$ 13,090,699	\$ 470	\$ 344,021
Liabilities				
Accounts Payable	\$ —	\$ —	\$ —	\$ —
Due to Other Funds	—	—	—	—
Due to Other Agencies	227	197,977	—	—
Other Liabilities	—	—	—	—
TDA Allocations Payable	162,366	—	—	—
Total Liabilities	\$ 162,593	\$ 197,977	\$ —	\$ —
Fund Equity				
Reserved				
TDA Current Allocations Unpaid	\$ —	\$ —	\$ —	\$ 7,863
TDA Funds Reserved	—	—	—	—
TDA Unallocated Apportionments	—	—	—	—
TDA Unrestricted	(47,110)	12,892,722	470	336,158
Total Fund Equity	\$ (47,110)	\$ 12,892,722	\$ 470	\$ 344,021
Total Liabilities and Equity	\$ 115,483	\$ 13,090,699	\$ 470	\$ 344,021
Statement of Revenues, Expenditures and Changes in Fund Balance				
Revenues				
LTF (1/4 cent Sales Tax)	\$ 671,190	\$ 19,283,022	\$ 2,381,096	\$ 1,133,482
Interest	2,489	469,534	3,568	18,980
TDA Allocations Returned	—	—	—	—
Other/Miscellaneous	—	3,674	—	22,760
Total Revenues	\$ 673,679	\$ 19,756,230	\$ 2,384,664	\$ 1,175,222
Expenditures				
LTF Claimants, Planning, Administration	\$ 806,538	\$ 16,303,125	\$ 2,384,194	\$ 1,202,770
All Other	—	—	—	—
Total Expenditures	\$ 806,538	\$ 16,303,125	\$ 2,384,194	\$ 1,202,770
Excess (Deficiency) of Revenues Over (Under) Expenditures	\$ (132,859)	\$ 3,453,105	\$ 470	\$ (27,548)
Other Sources and (Uses)				
Operating Transfers In	\$ —	\$ —	\$ —	\$ —
Operating Transfers Out	—	—	—	—
Other Sources (Uses)	—	—	—	—
Total Other Sources and (Uses)	\$ —	\$ —	\$ —	\$ —
Excess (Deficiency) of Revenues and Other Sources Over (Under) Expenditures and Other Uses	\$ (132,859)	\$ 3,453,105	\$ 470	\$ (27,548)
Equity, Beginning of Year	\$ 41,177	\$ 9,439,617	\$ 22,763	\$ 385,199
Prior Year Adjustments	44,572	—	(22,763)	(13,630)
Equity, End of Year	\$ (47,110)	\$ 12,892,722	\$ 470	\$ 344,021

Table 2. Transportation Planning Agencies Annual Report — Fiscal Year 2001-02 — (continued)
Local Transportation Funds Balance Sheets and Statements of Revenues, Expenditures,
and Changes in Fund Balance

	Lassen County Local Transportation Commission	Los Angeles County Metropolitan Transportation Authority	Madera County Local Transportation Commission	Mariposa County Local Transportation Commission
Balance Sheets				
Assets				
Cash and Investments	\$ 109,122	\$ 149,117,232	\$ 2,388,203	\$ 57,000
Accounts Receivable	—	16,617,189	—	2,494
Interest Receivable	1,891	—	—	—
Due From Other Funds	—	—	40,000	—
Due From Other Agencies	365,601	—	—	—
Other Assets	—	—	—	—
Total Assets	\$ 476,614	\$ 165,734,421	\$ 2,428,203	\$ 59,494
Liabilities				
Accounts Payable	\$ —	\$ 10,656,325	\$ —	\$ —
Due to Other Funds	—	—	—	—
Due to Other Agencies	82,515	—	—	—
Other Liabilities	—	—	—	—
TDA Allocations Payable	—	—	—	—
Total Liabilities	\$ 82,515	\$ 10,656,325	\$ —	\$ —
Fund Equity				
Reserved				
TDA Current Allocations Unpaid	\$ —	\$ (12,603,304)	\$ 1,967,180	\$ —
TDA Funds Reserved	—	137,403	—	—
TDA Unallocated Apportionments	394,099	167,543,997	461,023	—
TDA Unrestricted	—	—	—	59,494
Total Fund Equity	\$ 394,099	\$ 155,078,096	\$ 2,428,203	\$ 59,494
Total Liabilities and Equity	\$ 476,614	\$ 165,734,421	\$ 2,428,203	\$ 59,494
Statement of Revenues, Expenditures and Changes in Fund Balance				
Revenues				
LTF (1/4 cent Sales Tax)	\$ 558,684	\$ 268,066,744	\$ 2,294,608	\$ 371,993
Interest	7,210	7,225,626	99,997	5,001
TDA Allocations Returned	—	—	—	—
Other/Miscellaneous	—	18,324	—	—
Total Revenues	\$ 565,894	\$ 275,310,694	\$ 2,394,605	\$ 376,994
Expenditures				
LTF Claimants, Planning, Administration	\$ 628,691	\$ 259,926,760	\$ 1,987,488	\$ 332,652
All Other	—	—	—	—
Total Expenditures	\$ 628,691	\$ 259,926,760	\$ 1,987,488	\$ 332,652
Excess (Deficiency) of Revenues Over (Under) Expenditures	\$ (62,797)	\$ 15,383,934	\$ 407,117	\$ 44,342
Other Sources and (Uses)				
Operating Transfers In	\$ —	\$ —	\$ —	\$ —
Operating Transfers Out	—	—	—	—
Other Sources (Uses)	—	—	—	—
Total Other Sources and (Uses)	\$ —	\$ —	\$ —	\$ —
Excess (Deficiency) of Revenues and Other Sources Over (Under) Expenditures and Other Uses	\$ (62,797)	\$ 15,383,934	\$ 407,117	\$ 44,342
Equity, Beginning of Year	\$ 456,896	\$ 147,946,062	\$ 2,021,086	\$ 15,152
Prior Year Adjustments	—	(8,251,900)	—	—
Equity, End of Year	\$ 394,099	\$ 155,078,096	\$ 2,428,203	\$ 59,494

Table 2. Transportation Planning Agencies Annual Report — Fiscal Year 2001-02 — (continued)
Local Transportation Funds Balance Sheets and Statements of Revenues, Expenditures,
and Changes in Fund Balance

	Mendocino Council of Governments	Merced County Association of Governments	Modoc County Local Transportation Commission	Mono County Local Transportation Commission
Balance Sheets				
Assets				
Cash and Investments	\$ 408,674	\$ 749,204	\$ 139,518	\$ 168,564
Accounts Receivable	—	—	12,500	79,442
Interest Receivable	—	—	1,376	—
Due From Other Funds	209,818	—	—	—
Due From Other Agencies	—	—	—	—
Other Assets	—	—	—	—
Total Assets	\$ 618,492	\$ 749,204	\$ 153,394	\$ 248,006
Liabilities				
Accounts Payable	\$ —	\$ —	\$ —	\$ —
Due to Other Funds	—	—	—	—
Due to Other Agencies	—	—	12,500	3,076
Other Liabilities	—	—	140,894	—
TDA Allocations Payable	—	—	—	—
Total Liabilities	\$ —	\$ —	\$ 153,394	\$ 3,076
Fund Equity				
Reserved				
TDA Current Allocations Unpaid	\$ 132,648	\$ —	\$ —	\$ —
TDA Funds Reserved	209,818	749,204	—	46,002
TDA Unallocated Apportionments	—	—	—	198,928
TDA Unrestricted	276,026	—	—	—
Total Fund Equity	\$ 618,492	\$ 749,204	\$ —	\$ 244,930
Total Liabilities and Equity	\$ 618,492	\$ 749,204	\$ 153,394	\$ 248,006
Statement of Revenues, Expenditures and Changes in Fund Balance				
Revenues				
LTF (1/4 cent Sales Tax)	\$ 2,542,875	\$ 4,648,959	\$ 175,905	\$ 526,770
Interest	10,991	30,136	2,766	5,038
TDA Allocations Returned	—	—	—	—
Other/Miscellaneous	37,597	—	—	—
Total Revenues	\$ 2,591,463	\$ 4,679,095	\$ 178,671	\$ 531,808
Expenditures				
LTF Claimants, Planning, Administration	\$ 2,583,708	\$ 4,812,500	\$ 169,638	\$ 398,423
All Other	—	—	—	—
Total Expenditures	\$ 2,583,708	\$ 4,812,500	\$ 169,638	\$ 398,423
Excess (Deficiency) of Revenues Over (Under) Expenditures	\$ 7,755	\$ (133,405)	\$ 9,033	\$ 133,385
Other Sources and (Uses)				
Operating Transfers In	\$ —	\$ —	\$ —	\$ —
Operating Transfers Out	—	—	—	—
Other Sources (Uses)	—	—	—	—
Total Other Sources and (Uses)	\$ —	\$ —	\$ —	\$ —
Excess (Deficiency) of Revenues and Other Sources Over (Under) Expenditures and Other Uses	\$ 7,755	\$ (133,405)	\$ 9,033	\$ 133,385
Equity, Beginning of Year	\$ 801,716	\$ 882,609	\$ —	\$ 111,545
Prior Year Adjustments	(190,979)	—	(9,033)	—
Equity, End of Year	\$ 618,492	\$ 749,204	\$ —	\$ 244,930

Table 2. Transportation Planning Agencies Annual Report — Fiscal Year 2001-02 — (continued)
Local Transportation Funds Balance Sheets and Statements of Revenues, Expenditures,
and Changes in Fund Balance

	Transportation Agency for Monterey County	Nevada County Local Transportation Commission	Orange County Transportation Authority	Placer County Local Transportation Commission
Balance Sheets				
Assets				
Cash and Investments	\$ 8,152,383	\$ 614,918	\$ 11,711,411	\$ 1,235,782
Accounts Receivable	2,041,000	—	—	857,100
Interest Receivable	41,614	—	28,210	—
Due From Other Funds	—	—	—	—
Due From Other Agencies	—	632,870	2,678,933	—
Other Assets	—	—	—	—
Total Assets	\$ 10,234,997	\$ 1,247,788	\$ 14,418,554	\$ 2,092,882
Liabilities				
Accounts Payable	\$ 2,383,279	\$ 18,000	\$ —	\$ 1,070,872
Due to Other Funds	—	46,525	—	—
Due to Other Agencies	—	—	135,762	—
Other Liabilities	—	—	6,436,462	—
TDA Allocations Payable	—	—	—	—
Total Liabilities	\$ 2,383,279	\$ 64,525	\$ 6,572,224	\$ 1,070,872
Fund Equity				
Reserved				
TDA Current Allocations Unpaid	\$ 7,851,718	\$ 249,207	\$ —	\$ —
TDA Funds Reserved	—	—	7,846,330	—
TDA Unallocated Apportionments	—	934,056	—	—
TDA Unrestricted	—	—	—	1,022,010
Total Fund Equity	\$ 7,851,718	\$ 1,183,263	\$ 7,846,330	\$ 1,022,010
Total Liabilities and Equity	\$ 10,234,997	\$ 1,247,788	\$ 14,418,554	\$ 2,092,882
Statement of Revenues, Expenditures and Changes in Fund Balance				
Revenues				
LTF (1/4 cent Sales Tax)	\$ 12,698,007	\$ 2,544,756	\$ 75,754,618	\$ 12,535,278
Interest	204,912	27,597	197,050	188,551
TDA Allocations Returned	—	—	—	—
Other/Miscellaneous	—	—	34,865	—
Total Revenues	\$ 12,902,919	\$ 2,572,353	\$ 75,986,533	\$ 12,723,829
Expenditures				
LTF Claimants, Planning, Administration	\$ 12,168,511	\$ 2,623,625	\$ 74,533,401	\$ 13,440,787
All Other	—	—	—	—
Total Expenditures	\$ 12,168,511	\$ 2,623,625	\$ 74,533,401	\$ 13,440,787
Excess (Deficiency) of Revenues Over (Under) Expenditures	\$ 734,408	\$ (51,272)	\$ 1,453,132	\$ (716,958)
Other Sources and (Uses)				
Operating Transfers In	\$ —	\$ —	\$ —	\$ —
Operating Transfers Out	—	—	—	—
Other Sources (Uses)	—	—	—	—
Total Other Sources and (Uses)	\$ —	\$ —	\$ —	\$ —
Excess (Deficiency) of Revenues and Other Sources Over (Under) Expenditures and Other Uses	\$ 734,408	\$ (51,272)	\$ 1,453,132	\$ (716,958)
Equity, Beginning of Year	\$ 7,117,310	\$ 1,234,535	\$ 6,393,198	\$ 1,738,968
Prior Year Adjustments	—	—	—	—
Equity, End of Year	\$ 7,851,718	\$ 1,183,263	\$ 7,846,330	\$ 1,022,010

Table 2. Transportation Planning Agencies Annual Report — Fiscal Year 2001-02 — (continued)
Local Transportation Funds Balance Sheets and Statements of Revenues, Expenditures,
and Changes in Fund Balance

	Plumas County Local Transportation Commission	Riverside County Transportation Commission	Sacramento Area Council of Governments Sacramento	Sutter
Balance Sheets				
Assets				
Cash and Investments	\$ 301,213	\$ 24,941,131	\$ 7,889,765	\$ 1,306,619
Accounts Receivable	—	2,854,803	2,883,000	177,000
Interest Receivable	—	100,469	106,020	9,121
Due From Other Funds	—	—	—	—
Due From Other Agencies	—	—	—	—
Other Assets	59,001	—	—	—
Total Assets	\$ 360,214	\$ 27,896,403	\$ 10,878,785	\$ 1,492,740
Liabilities				
Accounts Payable	\$ —	\$ —	\$ —	\$ —
Due to Other Funds	—	—	—	—
Due to Other Agencies	—	—	—	—
Other Liabilities	—	—	—	—
TDA Allocations Payable	—	—	6,711,944	1,102,073
Total Liabilities	\$ —	\$ —	\$ 6,711,944	\$ 1,102,073
Fund Equity				
Reserved				
TDA Current Allocations Unpaid	\$ —	\$ 22,345,761	\$ —	\$ —
TDA Funds Reserved	—	2,854,804	—	—
TDA Unallocated Apportionments	—	338,153	—	—
TDA Unrestricted	360,214	2,357,685	4,166,841	390,667
Total Fund Equity	\$ 360,214	\$ 27,896,403	\$ 4,166,841	\$ 390,667
Total Liabilities and Equity	\$ 360,214	\$ 27,896,403	\$ 10,878,785	\$ 1,492,740
Statement of Revenues, Expenditures and Changes in Fund Balance				
Revenues				
LTF (1/4 cent Sales Tax)	\$ 428,213	\$ 46,971,848	\$ 42,923,432	\$ 2,484,209
Interest	14,852	555,482	346,044	30,773
TDA Allocations Returned	—	—	—	—
Other/Miscellaneous	—	—	—	—
Total Revenues	\$ 443,065	\$ 47,527,330	\$ 43,269,476	\$ 2,514,982
Expenditures				
LTF Claimants, Planning, Administration	\$ 475,114	\$ 44,987,604	\$ 47,900,000	\$ 2,800,000
All Other	—	—	—	—
Total Expenditures	\$ 475,114	\$ 44,987,604	\$ 47,900,000	\$ 2,800,000
Excess (Deficiency) of Revenues Over (Under) Expenditures	\$ (32,049)	\$ 2,539,726	\$ (4,630,524)	\$ (285,018)
Other Sources and (Uses)				
Operating Transfers In	\$ —	\$ —	\$ —	\$ —
Operating Transfers Out	—	—	—	—
Other Sources (Uses)	—	—	—	—
Total Other Sources and (Uses)	\$ —	\$ —	\$ —	\$ —
Excess (Deficiency) of Revenues and Other Sources Over (Under) Expenditures and Other Uses	\$ (32,049)	\$ 2,539,726	\$ (4,630,524)	\$ (285,018)
Equity, Beginning of Year	\$ 392,263	\$ 25,356,677	\$ 11,139,778	\$ 675,685
Prior Year Adjustments	—	—	(2,342,413)	—
Equity, End of Year	\$ 360,214	\$ 27,896,403	\$ 4,166,841	\$ 390,667

Table 2. Transportation Planning Agencies Annual Report — Fiscal Year 2001-02 — (continued)
Local Transportation Funds Balance Sheets and Statements of Revenues, Expenditures,
and Changes in Fund Balance

	Sacramento Area Council of Governments — (continued)		Council of San Benito County Governments	
	Yolo	Yuba	Total	
Balance Sheets				
Assets				
Cash and Investments	\$ 2,738,170	\$ 246,100	\$ 12,180,654	\$ 5,991,507
Accounts Receivable	453,600	59,900	3,573,500	—
Interest Receivable	—	1,953	117,094	—
Due From Other Funds	—	—	—	—
Due From Other Agencies	—	—	—	187,907
Other Assets	—	—	—	106,024
Total Assets	\$ 3,191,770	\$ 307,953	\$ 15,871,248	\$ 6,285,438
Liabilities				
Accounts Payable	\$ —	\$ —	\$ —	\$ —
Due to Other Funds	—	—	—	—
Due to Other Agencies	—	—	—	390,121
Other Liabilities	—	—	—	3,682,935
TDA Allocations Payable	4,207,049	28,406	12,049,472	—
Total Liabilities	\$ 4,207,049	\$ 28,406	\$ 12,049,472	\$ 4,073,056
Fund Equity				
Reserved				
TDA Current Allocations Unpaid	\$ —	\$ —	\$ —	\$ —
TDA Funds Reserved	—	—	—	351,354
TDA Unallocated Apportionments	—	—	—	—
TDA Unrestricted	(1,015,279)	279,547	3,821,776	1,861,028
Total Fund Equity	\$ (1,015,279)	\$ 279,547	\$ 3,821,776	\$ 2,212,382
Total Liabilities and Equity	\$ 3,191,770	\$ 307,953	\$ 15,871,248	\$ 6,285,438
Statement of Revenues, Expenditures and Changes in Fund Balance				
Revenues				
LTF (1/4 cent Sales Tax)	\$ 5,894,606	\$ 900,699	\$ 52,202,946	\$ 1,263,300
Interest	176,125	9,987	562,929	62,180
TDA Allocations Returned	—	—	—	—
Other/Miscellaneous	—	—	—	—
Total Revenues	\$ 6,070,731	\$ 910,686	\$ 52,765,875	\$ 1,325,480
Expenditures				
LTF Claimants, Planning, Administration	\$ 8,243,301	\$ 903,121	\$ 59,846,422	\$ 1,452,609
All Other	—	—	—	—
Total Expenditures	\$ 8,243,301	\$ 903,121	\$ 59,846,422	\$ 1,452,609
Excess (Deficiency) of Revenues Over (Under) Expenditures	\$ (2,172,570)	\$ 7,565	\$ (7,080,547)	\$ (127,129)
Other Sources and (Uses)				
Operating Transfers In	\$ —	\$ —	\$ —	\$ —
Operating Transfers Out	—	—	—	—
Other Sources (Uses)	—	—	—	—
Total Other Sources and (Uses)	\$ —	\$ —	\$ —	\$ —
Excess (Deficiency) of Revenues and Other Sources Over (Under) Expenditures and Other Uses	\$ (2,172,570)	\$ 7,565	\$ (7,080,547)	\$ (127,129)
Equity, Beginning of Year	\$ 3,308,312	\$ 271,982	\$ 15,395,757	\$ 2,339,511
Prior Year Adjustments	(2,151,021)	—	(4,493,434)	—
Equity, End of Year	\$ (1,015,279)	\$ 279,547	\$ 3,821,776	\$ 2,212,382

Table 2. Transportation Planning Agencies Annual Report — Fiscal Year 2001-02 — (continued)
Local Transportation Funds Balance Sheets and Statements of Revenues, Expenditures,
and Changes in Fund Balance

	San Bernardino Associated Governments	San Diego Association of Governments	San Joaquin County Council of Governments	San Luis Obispo Area Council of Governments
Balance Sheets				
Assets				
Cash and Investments	\$ 50,714,036	\$ 44,315,236	\$ 17,021,261	\$ 2,657,508
Accounts Receivable	—	1,148,813	1,221,300	1,256,700
Interest Receivable	656,246	223,035	91,762	—
Due From Other Funds	—	—	58,550	—
Due From Other Agencies	—	—	—	—
Other Assets	—	6,387,100	—	—
Total Assets	\$ 51,370,282	\$ 52,074,184	\$ 18,392,873	\$ 3,914,208
Liabilities				
Accounts Payable	\$ —	\$ —	\$ —	\$ 1,995,510
Due to Other Funds	—	—	—	—
Due to Other Agencies	61,821	—	—	—
Other Liabilities	—	2,642,938	—	—
TDA Allocations Payable	—	—	2,426,320	—
Total Liabilities	\$ 61,821	\$ 2,642,938	\$ 2,426,320	\$ 1,995,510
Fund Equity				
Reserved				
TDA Current Allocations Unpaid	\$ —	\$ 22,712,720	\$ 15,966,553	\$ —
TDA Funds Reserved	12,699,291	—	—	—
TDA Unallocated Apportionments	26,995,736	26,718,526	—	—
TDA Unrestricted	11,613,434	—	—	1,918,698
Total Fund Equity	\$ 51,308,461	\$ 49,431,246	\$ 15,966,553	\$ 1,918,698
Total Liabilities and Equity	\$ 51,370,282	\$ 52,074,184	\$ 18,392,873	\$ 3,914,208
Statement of Revenues, Expenditures and Changes in Fund Balance				
Revenues				
LTF (1/4 cent Sales Tax)	\$ 49,713,962	\$ 95,182,438	\$ 17,632,624	\$ 8,057,569
Interest	1,859,648	1,227,666	494,103	82,472
TDA Allocations Returned	—	1,646,014	—	—
Other/Miscellaneous	—	—	—	—
Total Revenues	\$ 51,573,610	\$ 98,056,118	\$ 18,126,727	\$ 8,140,041
Expenditures				
LTF Claimants, Planning, Administration	\$ 47,684,056	\$ 104,818,077	\$ 19,763,981	\$ 8,102,000
All Other	—	—	—	—
Total Expenditures	\$ 47,684,056	\$ 104,818,077	\$ 19,763,981	\$ 8,102,000
Excess (Deficiency) of Revenues Over (Under) Expenditures	\$ 3,889,554	\$ (6,761,959)	\$ (1,637,254)	\$ 38,041
Other Sources and (Uses)				
Operating Transfers In	\$ —	\$ —	\$ —	\$ —
Operating Transfers Out	—	—	—	—
Other Sources (Uses)	—	—	—	—
Total Other Sources and (Uses)	\$ —	\$ —	\$ —	\$ —
Excess (Deficiency) of Revenues and Other Sources Over (Under) Expenditures and Other Uses	\$ 3,889,554	\$ (6,761,959)	\$ (1,637,254)	\$ 38,041
Equity, Beginning of Year	\$ 47,418,907	\$ 55,756,300	\$ 17,603,807	\$ 985,067
Prior Year Adjustments	—	436,905	—	895,590
Equity, End of Year	\$ 51,308,461	\$ 49,431,246	\$ 15,966,553	\$ 1,918,698

Table 2. Transportation Planning Agencies Annual Report — Fiscal Year 2001-02 — (continued)
Local Transportation Funds Balance Sheets and Statements of Revenues, Expenditures,
and Changes in Fund Balance

	Santa Barbara County Association of Governments	Santa Cruz County Transportation Commission	Shasta County Regional Transportation Planning Agency	Sierra County Local Transportation Commission
Balance Sheets				
Assets				
Cash and Investments	\$ 6,257	\$ 527,819	\$ 1,023,586	\$ 12,998
Accounts Receivable	—	—	—	—
Interest Receivable	1,134	—	5,097	—
Due From Other Funds	—	—	92,904	—
Due From Other Agencies	—	513,900	84,191	10,284
Other Assets	—	—	—	—
Total Assets	\$ 7,391	\$ 1,041,719	\$ 1,205,778	\$ 23,282
Liabilities				
Accounts Payable	\$ —	\$ —	\$ 73,752	\$ —
Due to Other Funds	—	—	67,546	23,069
Due to Other Agencies	—	—	—	—
Other Liabilities	—	—	17,237	213
TDA Allocations Payable	—	1,000	—	—
Total Liabilities	\$ —	\$ 1,000	\$ 158,535	\$ 23,282
Fund Equity				
Reserved				
TDA Current Allocations Unpaid	\$ —	\$ —	\$ —	\$ —
TDA Funds Reserved	6,316	572,238	1,047,243	—
TDA Unallocated Apportionments	1,075	468,481	—	—
TDA Unrestricted	—	—	—	—
Total Fund Equity	\$ 7,391	\$ 1,040,719	\$ 1,047,243	\$ —
Total Liabilities and Equity	\$ 7,391	\$ 1,041,719	\$ 1,205,778	\$ 23,282
Statement of Revenues, Expenditures and Changes in Fund Balance				
Revenues				
LTF (1/4 cent Sales Tax)	\$ 12,630,468	\$ 7,118,988	\$ 5,534,396	\$ 48,263
Interest	52,164	32,493	48,340	1,838
TDA Allocations Returned	—	13,017	—	10,284
Other/Miscellaneous	—	—	242,927	—
Total Revenues	\$ 12,682,632	\$ 7,164,498	\$ 5,825,663	\$ 60,385
Expenditures				
LTF Claimants, Planning, Administration	\$ 13,425,201	\$ 7,736,551	\$ 6,125,220	\$ 84,878
All Other	—	—	—	—
Total Expenditures	\$ 13,425,201	\$ 7,736,551	\$ 6,125,220	\$ 84,878
Excess (Deficiency) of Revenues Over (Under) Expenditures	\$ (742,569)	\$ (572,053)	\$ (299,557)	\$ (24,493)
Other Sources and (Uses)				
Operating Transfers In	\$ —	\$ —	\$ —	\$ —
Operating Transfers Out	—	—	—	—
Other Sources (Uses)	—	—	—	—
Total Other Sources and (Uses)	\$ —	\$ —	\$ —	\$ —
Excess (Deficiency) of Revenues and Other Sources Over (Under) Expenditures and Other Uses	\$ (742,569)	\$ (572,053)	\$ (299,557)	\$ (24,493)
Equity, Beginning of Year	\$ 749,960	\$ 1,612,772	\$ 1,366,286	\$ 23,834
Prior Year Adjustments	—	—	(19,486)	659
Equity, End of Year	\$ 7,391	\$ 1,040,719	\$ 1,047,243	\$ —

Table 2. Transportation Planning Agencies Annual Report — Fiscal Year 2001-02 — (continued)
Local Transportation Funds Balance Sheets and Statements of Revenues, Expenditures,
and Changes in Fund Balance

	Siskiyou County Local Transportation Commission	Stanislaus Council of Governments	Tehama County Transportation Commission	Trinity County Transportation Commission
Balance Sheets				
Assets				
Cash and Investments	\$ 176,395	\$ 793,337	\$ —	\$ 474,495
Accounts Receivable	—	—	—	—
Interest Receivable	—	17,145	—	3,694
Due From Other Funds	—	—	—	—
Due From Other Agencies	—	—	—	219,466
Other Assets	—	—	—	—
Total Assets	\$ 176,395	\$ 810,482	\$ —	\$ 697,655
Liabilities				
Accounts Payable	\$ —	\$ —	\$ —	\$ —
Due to Other Funds	—	—	—	16,159
Due to Other Agencies	—	—	—	—
Other Liabilities	—	—	—	—
TDA Allocations Payable	—	—	—	—
Total Liabilities	\$ —	\$ —	\$ —	\$ 16,159
Fund Equity				
Reserved				
TDA Current Allocations Unpaid	\$ —	\$ —	\$ —	\$ —
TDA Funds Reserved	—	810,482	—	—
TDA Unallocated Apportionments	176,395	—	—	681,496
TDA Unrestricted	—	—	—	—
Total Fund Equity	\$ 176,395	\$ 810,482	\$ —	\$ 681,496
Total Liabilities and Equity	\$ 176,395	\$ 810,482	\$ —	\$ 697,655
Statement of Revenues, Expenditures and Changes in Fund Balance				
Revenues				
LTF (1/4 cent Sales Tax)	\$ 978,239	\$ 15,690,970	\$ 1,255,275	\$ 156,758
Interest	11,172	108,009	2,444	17,314
TDA Allocations Returned	—	—	—	31,009
Other/Miscellaneous	—	—	—	—
Total Revenues	\$ 989,411	\$ 15,798,979	\$ 1,257,719	\$ 205,081
Expenditures				
LTF Claimants, Planning, Administration	\$ 934,080	\$ 15,202,751	\$ 1,257,719	\$ 240,794
All Other	—	—	—	—
Total Expenditures	\$ 934,080	\$ 15,202,751	\$ 1,257,719	\$ 240,794
Excess (Deficiency) of Revenues Over (Under) Expenditures	\$ 55,331	\$ 596,228	\$ —	\$ (35,713)
Other Sources and (Uses)				
Operating Transfers In	\$ —	\$ 1,602,751	\$ —	\$ —
Operating Transfers Out	—	1,602,751	—	—
Other Sources (Uses)	—	—	—	—
Total Other Sources and (Uses)	\$ —	\$ —	\$ —	\$ —
Excess (Deficiency) of Revenues and Other Sources Over (Under) Expenditures and Other Uses	\$ 55,331	\$ 596,228	\$ —	\$ (35,713)
Equity, Beginning of Year	\$ 121,064	\$ 1,817,005	\$ —	\$ 717,209
Prior Year Adjustments	—	(1,602,751)	—	—
Equity, End of Year	\$ 176,395	\$ 810,482	\$ —	\$ 681,496

Table 2. Transportation Planning Agencies Annual Report — Fiscal Year 2001-02 — (continued)
Local Transportation Funds Balance Sheets and Statements of Revenues, Expenditures,
and Changes in Fund Balance

	Tulare County Association of Governments	Tuolumne County and Cities Planning Council	Ventura County Transportation Commission	State Total
Balance Sheets				
Assets				
Cash and Investments	\$ 673,243	\$ 1,012,507	\$ 1,401,515	\$ 419,022,751
Accounts Receivable	—	—	—	30,627,385
Interest Receivable	—	—	18,813	1,341,561
Due From Other Funds	—	—	—	700,478
Due From Other Agencies	589,499	—	—	6,817,356
Other Assets	973,412	—	—	7,525,537
Total Assets	\$ 2,236,154	\$ 1,012,507	\$ 1,420,328	\$ 466,035,068
Liabilities				
Accounts Payable	\$ —	\$ —	\$ —	\$ 16,634,163
Due to Other Funds	—	—	—	166,098
Due to Other Agencies	—	—	—	1,192,709
Other Liabilities	—	—	—	19,059,890
TDA Allocations Payable	435,321	—	—	16,061,207
Total Liabilities	\$ 435,321	\$ —	\$ —	\$ 53,114,067
Fund Equity				
Reserved				
TDA Current Allocations Unpaid	\$ —	\$ —	\$ 42,600	\$ 58,754,627
TDA Funds Reserved	—	—	—	67,568,157
TDA Unallocated Apportionments	1,800,833	—	—	245,363,544
TDA Unrestricted	—	1,012,507	1,377,728	41,234,673
Total Fund Equity	\$ 1,800,833	\$ 1,012,507	\$ 1,420,328	\$ 412,921,001
Total Liabilities and Equity	\$ 2,236,154	\$ 1,012,507	\$ 1,420,328	\$ 466,035,068
Statement of Revenues, Expenditures and Changes in Fund Balance				
Revenues				
LTF (1/4 cent Sales Tax)	\$ 8,175,273	\$ 1,367,827	\$ 24,130,835	\$ 1,061,799,378
Interest	114,436	39,870	189,538	18,305,801
TDA Allocations Returned	—	—	—	4,617,764
Other/Miscellaneous	—	789,278	—	1,221,477
Total Revenues	\$ 8,289,709	\$ 2,196,975	\$ 24,320,373	\$ 1,085,944,420
Expenditures				
LTF Claimants, Planning, Administration	\$ 8,913,153	\$ 1,397,710	\$ 27,157,400	\$ 1,146,381,472
All Other	—	—	—	—
Total Expenditures	\$ 8,913,153	\$ 1,397,710	\$ 27,157,400	\$ 1,146,381,472
Excess (Deficiency) of Revenues Over (Under) Expenditures	\$ (623,444)	\$ 799,265	\$ (2,837,027)	\$ (60,437,052)
Other Sources and (Uses)				
Operating Transfers In	\$ —	\$ —	\$ —	\$ 1,602,751
Operating Transfers Out	—	—	—	1,602,751
Other Sources (Uses)	—	—	—	15,000
Total Other Sources and (Uses)	\$ —	\$ —	\$ —	\$ 15,000
Excess (Deficiency) of Revenues and Other Sources Over (Under) Expenditures and Other Uses	\$ (623,444)	\$ 799,265	\$ (2,837,027)	\$ (60,422,052)
Equity, Beginning of Year	\$ 2,125,963	\$ 224,380	\$ 4,257,355	\$ 485,944,627
Prior Year Adjustments	298,314	(11,138)	—	(12,601,574)
Equity, End of Year	\$ 1,800,833	\$ 1,012,507	\$ 1,420,328	\$ 412,921,001

**Table 3. Transportation Planning Agencies Annual Report — Fiscal Year 2001-02
State Transit Assistance Funds Balance Sheets and Statements of Revenues, Expenditures,
and Changes in Fund Balance**

	Metropolitan Transportation Commission	Alpine County Transportation Commission	Amador County Transportation Commission	Butte County Association of Governments
Balance Sheets				
Assets				
Cash and Investments	\$ 5,274,992	\$ 15,258	\$ 467,780	\$ 48,627
Accounts Receivable	31,579,746	—	—	—
Interest Receivable	50,000	96	—	—
Due From Other Funds	—	—	—	—
Due From Other Agencies	—	1,498	—	269,876
Other Assets	—	—	—	—
Total Assets	\$ 36,904,738	\$ 16,852	\$ 467,780	\$ 318,503
Liabilities				
Accounts Payable	\$ 720,637	\$ —	\$ —	\$ —
Due to Other Funds	493,259	—	—	—
Due to Other Agencies	—	—	—	241,403
Deferred Revenues	—	—	—	—
Other Liabilities	—	—	—	—
TDA Allocations Payable	—	—	—	—
Total Liabilities	\$ 1,213,896	\$ —	\$ —	\$ 241,403
Fund Equity				
TDA Current Allocations Unpaid	\$ —	\$ —	\$ —	\$ —
TDA Funds Reserved	7,175,966	—	467,780	47,667
TDA Unallocated Apportionments	28,514,876	16,852	—	—
TDA Unrestricted	—	—	—	29,433
Total Fund Equity	\$ 35,690,842	\$ 16,852	\$ 467,780	\$ 77,100
Total Liabilities and Equity	\$ 36,904,738	\$ 16,852	\$ 467,780	\$ 318,503
Statements of Revenues, Expenditures and Changes in Fund Balance				
Revenues				
STAF	\$ 65,533,018	\$ 3,254	\$ 67,421	\$ 680,411
Interest	607,085	453	18,250	4,033
TDA Allocations Returned	—	—	—	—
Other/ Miscellaneous	—	—	—	—
Total Revenues	\$ 66,140,103	\$ 3,707	\$ 85,671	\$ 684,444
Expenditures				
STAF Claimants	\$ 62,079,259	\$ —	\$ —	\$ 655,705
All Other	—	—	—	—
Total Expenditures	\$ 62,079,259	\$ —	\$ —	\$ 655,705
Excess (Deficiency) of Revenues Over (Under) Expenditures	\$ 4,060,844	\$ 3,707	\$ 85,671	\$ 28,739
Other Sources and (Uses)				
Operating Transfers In	\$ —	\$ —	\$ —	\$ —
Operating Transfers Out	—	—	—	—
Other Sources and (Uses)	—	—	—	—
Total Other Sources and (Uses)	\$ —	\$ —	\$ —	\$ —
Excess (Deficiency) of Revenues and Other Sources Over (Under) Expenditures and Other Uses	\$ 4,060,844	\$ 3,707	\$ 85,671	\$ 28,739
Equity, Beginning of Year	\$ 31,629,998	\$ 13,145	\$ 382,109	\$ 64,076
Prior Year Adjustments	—	—	—	(15,715)
Equity, End of Year	\$ 35,690,842	\$ 16,852	\$ 467,780	\$ 77,100

Table 3. Transportation Planning Agencies Annual Report — Fiscal Year 2001-02 — (continued)
State Transit Assistance Funds Balance Sheets and Statements of Revenues, Expenditures,
and Changes in Fund Balance

	Calaveras County Local Transportation Commission	Colusa County Local Transportation Commission	Del Norte County Local Transportation Commission	El Dorado County Local Transportation Commission
Balance Sheets				
Assets				
Cash and Investments	\$ —	\$ (80)	\$ 21	\$ 188,356
Accounts Receivable	—	685	34,482	—
Interest Receivable	—	—	—	—
Due From Other Funds	—	—	—	—
Due From Other Agencies	50,436	—	—	161,042
Other Assets	—	—	—	—
Total Assets	\$ 50,436	\$ 605	\$ 34,503	\$ 349,398
Liabilities				
Accounts Payable	\$ —	\$ —	\$ —	\$ —
Due to Other Funds	—	—	—	—
Due to Other Agencies	50,436	—	—	325,078
Deferred Revenues	—	—	—	—
Other Liabilities	—	—	68,685	—
TDA Allocations Payable	—	—	—	—
Total Liabilities	\$ 50,436	\$ —	\$ 68,685	\$ 325,078
Fund Equity				
TDA Current Allocations Unpaid	\$ —	\$ —	\$ —	\$ —
TDA Funds Reserved	—	—	—	—
TDA Unallocated Apportionments	—	—	(34,182)	24,320
TDA Unrestricted	—	605	—	—
Total Fund Equity	\$ —	\$ 605	\$ (34,182)	\$ 24,320
Total Liabilities and Equity	\$ 50,436	\$ 605	\$ 34,503	\$ 349,398
Statements of Revenues, Expenditures and Changes in Fund Balance				
Revenues				
STAF	\$ 109,232	\$ 37,678	\$ 85,330	\$ 346,255
Interest	—	1,410	44	3,597
TDA Allocations Returned	—	—	—	—
Other/ Miscellaneous	—	—	—	—
Total Revenues	\$ 109,232	\$ 39,088	\$ 85,374	\$ 349,852
Expenditures				
STAF Claimants	\$ 109,232	\$ 44,000	\$ 109,269	\$ 510,892
All Other	—	—	—	—
Total Expenditures	\$ 109,232	\$ 44,000	\$ 109,269	\$ 510,892
Excess (Deficiency) of Revenues Over (Under) Expenditures	\$ —	\$ (4,912)	\$ (23,895)	\$ (161,040)
Other Sources and (Uses)				
Operating Transfers In	\$ —	\$ —	\$ —	\$ —
Operating Transfers Out	—	—	—	—
Other Sources and (Uses)	—	—	—	—
Total Other Sources and (Uses)	\$ —	\$ —	\$ —	\$ —
Excess (Deficiency) of Revenues and Other Sources Over (Under) Expenditures and Other Uses	\$ —	\$ (4,912)	\$ (23,895)	\$ (161,040)
Equity, Beginning of Year	\$ —	\$ 5,517	\$ (10,287)	\$ 185,360
Prior Year Adjustments	—	—	—	—
Equity, End of Year	\$ —	\$ 605	\$ (34,182)	\$ 24,320

Table 3. Transportation Planning Agencies Annual Report — Fiscal Year 2001-02 — (continued)
State Transit Assistance Funds Balance Sheets and Statements of Revenues, Expenditures,
and Changes in Fund Balance

	Tahoe Regional Planning Agency	Fresno County Council of Governments	Glenn County Local Transportation Commission	Humboldt County Association of Governments
Balance Sheets				
Assets				
Cash and Investments	\$ 33,106	\$ 17,602	\$ 99	\$ 87,270
Accounts Receivable	—	—	—	—
Interest Receivable	—	66	—	—
Due From Other Funds	—	—	—	—
Due From Other Agencies	96,984	1,176,351	32,887	—
Other Assets	—	—	—	—
Total Assets	\$ 130,090	\$ 1,194,019	\$ 32,986	\$ 87,270
Liabilities				
Accounts Payable	\$ —	\$ —	\$ —	\$ —
Due to Other Funds	—	—	—	—
Due to Other Agencies	—	—	—	—
Deferred Revenues	11,086	—	—	—
Other Liabilities	—	—	32,887	—
TDA Allocations Payable	85,896	1,146,042	—	—
Total Liabilities	\$ 96,982	\$ 1,146,042	\$ 32,887	\$ —
Fund Equity				
TDA Current Allocations Unpaid	\$ —	\$ —	\$ —	\$ —
TDA Funds Reserved	33,108	47,977	—	—
TDA Unallocated Apportionments	—	—	—	—
TDA Unrestricted	—	—	99	87,270
Total Fund Equity	\$ 33,108	\$ 47,977	\$ 99	\$ 87,270
Total Liabilities and Equity	\$ 130,090	\$ 1,194,019	\$ 32,986	\$ 87,270
Statements of Revenues,				
Expenditures and Changes in Fund Balance				
Revenues				
STAF	\$ 193,566	\$ 2,510,113	\$ 71,658	\$ 263,566
Interest	2,768	4,709	155	2,648
TDA Allocations Returned	—	—	—	—
Other/ Miscellaneous	—	—	—	28,637
Total Revenues	\$ 196,334	\$ 2,514,822	\$ 71,813	\$ 294,851
Expenditures				
STAF Claimants	\$ 193,566	\$ 2,481,992	\$ 81,786	\$ 287,631
All Other	—	—	—	—
Total Expenditures	\$ 193,566	\$ 2,481,992	\$ 81,786	\$ 287,631
Excess (Deficiency) of Revenues				
Over (Under) Expenditures	\$ 2,768	\$ 32,830	\$ (9,973)	\$ 7,220
Other Sources and (Uses)				
Operating Transfers In	\$ —	\$ —	\$ —	\$ —
Operating Transfers Out	—	—	—	—
Other Sources and (Uses)	—	—	—	—
Total Other Sources and (Uses)	\$ —	\$ —	\$ —	\$ —
Excess (Deficiency) of Revenues and Other Sources				
Over (Under) Expenditures and Other Uses	\$ 2,768	\$ 32,830	\$ (9,973)	\$ 7,220
Equity, Beginning of Year	\$ 30,340	\$ 15,147	\$ 10,072	\$ 80,050
Prior Year Adjustments	—	—	—	—
Equity, End of Year	\$ 33,108	\$ 47,977	\$ 99	\$ 87,270

Table 3. Transportation Planning Agencies Annual Report — Fiscal Year 2001-02 — (continued)
State Transit Assistance Funds Balance Sheets and Statements of Revenues, Expenditures,
and Changes in Fund Balance

	Imperial Valley Association of Governments	Inyo County Local Transportation Commission	Kern Council of Governments	Kings County Association of Governments
Balance Sheets				
Assets				
Cash and Investments	\$ 132,913	\$ —	\$ 571,358	\$ 408
Accounts Receivable	—	—	—	—
Interest Receivable	953	—	—	—
Due From Other Funds	—	—	—	—
Due From Other Agencies	—	15,245	969,267	—
Other Assets	—	—	—	—
Total Assets	\$ 133,866	\$ 15,245	\$ 1,540,625	\$ 408
Liabilities				
Accounts Payable	\$ —	\$ —	\$ —	\$ —
Due to Other Funds	—	—	—	—
Due to Other Agencies	—	—	729,537	—
Deferred Revenues	—	—	—	—
Other Liabilities	—	—	—	—
TDA Allocations Payable	—	15,245	—	—
Total Liabilities	\$ —	\$ 15,245	\$ 729,537	\$ —
Fund Equity				
TDA Current Allocations Unpaid	\$ —	\$ —	\$ —	\$ 408
TDA Funds Reserved	—	—	—	—
TDA Unallocated Apportionments	—	—	—	—
TDA Unrestricted	133,866	—	811,088	—
Total Fund Equity	\$ 133,866	\$ —	\$ 811,088	\$ 408
Total Liabilities and Equity	\$ 133,866	\$ 15,245	\$ 1,540,625	\$ 408
Statements of Revenues,				
Expenditures and Changes in Fund Balance				
Revenues				
STAF	\$ 323,481	\$ 50,205	\$ 2,045,316	\$ 256,241
Interest	4,587	—	38,031	501
TDA Allocations Returned	—	—	—	—
Other/ Miscellaneous	—	—	—	—
Total Revenues	\$ 328,068	\$ 50,205	\$ 2,083,347	\$ 256,742
Expenditures				
STAF Claimants	\$ 215,000	\$ 50,205	\$ 2,127,870	\$ 256,334
All Other	—	—	—	—
Total Expenditures	\$ 215,000	\$ 50,205	\$ 2,127,870	\$ 256,334
Excess (Deficiency) of Revenues				
Over (Under) Expenditures	\$ 113,068	\$ —	\$ (44,523)	\$ 408
Other Sources and (Uses)				
Operating Transfers In	\$ —	\$ —	\$ —	\$ —
Operating Transfers Out	—	—	—	—
Other Sources and (Uses)	—	—	—	—
Total Other Sources and (Uses)	\$ —	\$ —	\$ —	\$ —
Excess (Deficiency) of Revenues and Other Sources				
Over (Under) Expenditures and Other Uses	\$ 113,068	\$ —	\$ (44,523)	\$ 408
Equity, Beginning of Year	\$ 20,798	\$ —	\$ 855,611	\$ —
Prior Year Adjustments	—	—	—	—
Equity, End of Year	\$ 133,866	\$ —	\$ 811,088	\$ 408

Table 3. Transportation Planning Agencies Annual Report — Fiscal Year 2001-02 — (continued)
State Transit Assistance Funds Balance Sheets and Statements of Revenues, Expenditures,
and Changes in Fund Balance

	Lake County/City Council of Governments	Lassen County Local Transportation Commission	Los Angeles County Metropolitan Transportation Authority	Madera County Local Transportation Commission
Balance Sheets				
Assets				
Cash and Investments	\$ 19,604	\$ 143,261	\$ 28,804,814	\$ 77,143
Accounts Receivable	76,512	—	25,645,219	—
Interest Receivable	352	1,479	—	—
Due From Other Funds	—	—	—	—
Due From Other Agencies	—	46,412	—	—
Other Assets	—	—	—	—
Total Assets	\$ 96,468	\$ 191,152	\$ 54,450,033	\$ 77,143
Liabilities				
Accounts Payable	\$ —	\$ —	\$ 14,550,203	\$ —
Due to Other Funds	—	—	22,652	40,000
Due to Other Agencies	—	—	—	—
Deferred Revenues	—	—	—	—
Other Liabilities	—	—	—	—
TDA Allocations Payable	—	44,349	—	—
Total Liabilities	\$ —	\$ 44,349	\$ 14,572,855	\$ 40,000
Fund Equity				
TDA Current Allocations Unpaid	\$ —	\$ —	\$ —	\$ 37,143
TDA Funds Reserved	—	—	—	—
TDA Unallocated Apportionments	—	—	—	—
TDA Unrestricted	96,468	146,803	39,877,178	—
Total Fund Equity	\$ 96,468	\$ 146,803	\$ 39,877,178	\$ 37,143
Total Liabilities and Equity	\$ 96,468	\$ 191,152	\$ 54,450,033	\$ 77,143
Statements of Revenues, Expenditures and Changes in Fund Balance				
Revenues				
STAF	\$ 166,768	\$ 100,182	\$ 60,441,522	\$ 227,238
Interest	1,423	4,707	1,104,680	7,527
TDA Allocations Returned	—	—	—	—
Other/ Miscellaneous	—	—	—	—
Total Revenues	\$ 168,191	\$ 104,889	\$ 61,546,202	\$ 234,765
Expenditures				
STAF Claimants	\$ 100,000	\$ —	\$ 41,324,503	\$ 293,922
All Other	—	—	—	—
Total Expenditures	\$ 100,000	\$ —	\$ 41,324,503	\$ 293,922
Excess (Deficiency) of Revenues Over (Under) Expenditures	\$ 68,191	\$ 104,889	\$ 20,221,699	\$ (59,157)
Other Sources and (Uses)				
Operating Transfers In	\$ —	\$ —	\$ —	\$ —
Operating Transfers Out	—	—	—	—
Other Sources and (Uses)	—	—	—	—
Total Other Sources and (Uses)	\$ —	\$ —	\$ —	\$ —
Excess (Deficiency) of Revenues and Other Sources Over (Under) Expenditures and Other Uses	\$ 68,191	\$ 104,889	\$ 20,221,699	\$ (59,157)
Equity, Beginning of Year	\$ 28,277	\$ 41,914	\$ 19,655,347	\$ 139,317
Prior Year Adjustments	—	—	132	(43,017)
Equity, End of Year	\$ 96,468	\$ 146,803	\$ 39,877,178	\$ 37,143

Table 3. Transportation Planning Agencies Annual Report — Fiscal Year 2001-02 — (continued)
State Transit Assistance Funds Balance Sheets and Statements of Revenues, Expenditures,
and Changes in Fund Balance

	Mariposa County Local Transportation Commission	Mendocino Council of Governments	Merced County Association of Governments	Modoc County Local Transportation Commission
Balance Sheets				
Assets				
Cash and Investments	\$ (20,084)	\$ (15,407)	\$ 52,356	\$ (424)
Accounts Receivable	21,259	—	276,372	11,780
Interest Receivable	—	—	—	87
Due From Other Funds	—	—	—	—
Due From Other Agencies	—	—	—	—
Other Assets	—	—	—	—
Total Assets	\$ 1,175	\$ (15,407)	\$ 328,728	\$ 11,443
Liabilities				
Accounts Payable	\$ —	\$ —	\$ —	\$ —
Due to Other Funds	—	—	—	—
Due to Other Agencies	—	—	—	—
Deferred Revenues	10,704	—	—	—
Other Liabilities	—	—	—	11,443
TDA Allocations Payable	—	—	279,163	—
Total Liabilities	\$ 10,704	\$ —	\$ 279,163	\$ 11,443
Fund Equity				
TDA Current Allocations Unpaid	\$ —	\$ —	\$ —	\$ —
TDA Funds Reserved	—	—	49,565	—
TDA Unallocated Apportionments	—	(15,407)	—	—
TDA Unrestricted	(9,529)	—	—	—
Total Fund Equity	\$ (9,529)	\$ (15,407)	\$ 49,565	\$ —
Total Liabilities and Equity	\$ 1,175	\$ (15,407)	\$ 328,728	\$ 11,443
Statements of Revenues,				
Expenditures and Changes in Fund Balance				
Revenues				
STAF	\$ 35,636	\$ 176,377	\$ 599,142	\$ 23,561
Interest	247	1,488	2,000	119
TDA Allocations Returned	—	—	—	—
Other/ Miscellaneous	—	—	—	—
Total Revenues	\$ 35,883	\$ 177,865	\$ 601,142	\$ 23,680
Expenditures				
STAF Claimants	\$ 46,592	\$ 240,748	\$ 558,325	\$ 16,000
All Other	—	—	—	—
Total Expenditures	\$ 46,592	\$ 240,748	\$ 558,325	\$ 16,000
Excess (Deficiency) of Revenues				
Over (Under) Expenditures	\$ (10,709)	\$ (62,883)	\$ 42,817	\$ 7,680
Other Sources and (Uses)				
Operating Transfers In	\$ —	\$ —	\$ —	\$ —
Operating Transfers Out	—	—	—	—
Other Sources and (Uses)	—	—	—	—
Total Other Sources and (Uses)	\$ —	\$ —	\$ —	\$ —
Excess (Deficiency) of Revenues and Other Sources				
Over (Under) Expenditures and Other Uses	\$ (10,709)	\$ (62,883)	\$ 42,817	\$ 7,680
Equity, Beginning of Year	\$ 1,180	\$ 47,831	\$ 6,748	\$ —
Prior Year Adjustments	—	(355)	—	(7,680)
Equity, End of Year	\$ (9,529)	\$ (15,407)	\$ 49,565	\$ —

Table 3. Transportation Planning Agencies Annual Report — Fiscal Year 2001-02 — (continued)
State Transit Assistance Funds Balance Sheets and Statements of Revenues, Expenditures,
and Changes in Fund Balance

	Mono County Local Transportation Commission	Transportation Agency for Monterey County	Nevada County Local Transportation Commission	Orange County Transportation Authority
Balance Sheets				
Assets				
Cash and Investments	\$ 62,848	\$ 726,460	\$ 19,780	\$ 281,056
Accounts Receivable	—	583,065	—	—
Interest Receivable	—	4,291	—	1,662
Due From Other Funds	—	—	—	—
Due From Other Agencies	16,382	—	119,623	4,688,750
Other Assets	—	—	—	—
Total Assets	\$ 79,230	\$ 1,313,816	\$ 139,403	\$ 4,971,468
Liabilities				
Accounts Payable	\$ —	\$ 202,354	\$ 126,328	\$ —
Due to Other Funds	—	—	—	—
Due to Other Agencies	79,442	—	—	29
Deferred Revenues	—	291,531	—	—
Other Liabilities	—	—	—	4,947,086
TDA Allocations Payable	—	—	—	—
Total Liabilities	\$ 79,442	\$ 493,885	\$ 126,328	\$ 4,947,115
Fund Equity				
TDA Current Allocations Unpaid	\$ —	\$ 819,931	\$ —	\$ 24,353
TDA Funds Reserved	—	—	—	—
TDA Unallocated Apportionments	—	—	13,075	—
TDA Unrestricted	(212)	—	—	—
Total Fund Equity	\$ (212)	\$ 819,931	\$ 13,075	\$ 24,353
Total Liabilities and Equity	\$ 79,230	\$ 1,313,816	\$ 139,403	\$ 4,971,468
Statements of Revenues,				
Expenditures and Changes in Fund Balance				
Revenues				
STAF	\$ 39,136	\$ 968,493	\$ 263,506	\$ 8,904,879
Interest	—	17,566	906	22,291
TDA Allocations Returned	—	—	—	—
Other/ Miscellaneous	—	—	—	—
Total Revenues	\$ 39,136	\$ 986,059	\$ 264,412	\$ 8,927,170
Expenditures				
STAF Claimants	\$ 39,136	\$ 714,065	\$ 252,657	\$ 9,045,568
All Other	—	—	—	994
Total Expenditures	\$ 39,136	\$ 714,065	\$ 252,657	\$ 9,046,562
Excess (Deficiency) of Revenues Over (Under) Expenditures	\$ —	\$ 271,994	\$ 11,755	\$ (119,392)
Other Sources and (Uses)				
Operating Transfers In	\$ —	\$ —	\$ —	\$ —
Operating Transfers Out	—	—	—	—
Other Sources and (Uses)	—	—	—	—
Total Other Sources and (Uses)	\$ —	\$ —	\$ —	\$ —
Excess (Deficiency) of Revenues and Other Sources Over (Under) Expenditures and Other Uses	\$ —	\$ 271,994	\$ 11,755	\$ (119,392)
Equity, Beginning of Year	\$ —	\$ 547,937	\$ 1,320	\$ 143,745
Prior Year Adjustments	(212)	—	—	—
Equity, End of Year	\$ (212)	\$ 819,931	\$ 13,075	\$ 24,353

Table 3. Transportation Planning Agencies Annual Report — Fiscal Year 2001-02 — (continued)
State Transit Assistance Funds Balance Sheets and Statements of Revenues, Expenditures,
and Changes in Fund Balance

	Placer County Local Transportation Commission	Plumas County Local Transportation Commission	Riverside County Transportation Commission	Sacramento Area Council of Governments
Balance Sheets				
Assets				
Cash and Investments	\$ 3,614	\$ 41,593	\$ 2,308,716	\$ 712,256
Accounts Receivable	310,129	—	2,244,655	2,974,641
Interest Receivable	—	—	7,158	11,855
Due From Other Funds	—	—	—	—
Due From Other Agencies	—	—	—	—
Other Assets	—	—	—	—
Total Assets	\$ 313,743	\$ 41,593	\$ 4,560,529	\$ 3,698,752
Liabilities				
Accounts Payable	\$ —	\$ —	\$ —	\$ —
Due to Other Funds	—	—	—	—
Due to Other Agencies	—	—	—	—
Deferred Revenues	—	—	—	—
Other Liabilities	—	—	—	—
TDA Allocations Payable	—	—	—	3,748,392
Total Liabilities	\$ —	\$ —	\$ —	\$ 3,748,392
Fund Equity				
TDA Current Allocations Unpaid	\$ —	\$ —	\$ 4,560,529	\$ —
TDA Funds Reserved	—	—	—	(49,640)
TDA Unallocated Apportionments	—	—	—	—
TDA Unrestricted	313,743	41,593	—	—
Total Fund Equity	\$ 313,743	\$ 41,593	\$ 4,560,529	\$ (49,640)
Total Liabilities and Equity	\$ 313,743	\$ 41,593	\$ 4,560,529	\$ 3,698,752
Statements of Revenues,				
Expenditures and Changes in Fund Balance				
Revenues				
STAF	\$ 683,964	\$ 37,787	\$ 4,746,603	\$ 6,047,735
Interest	6,500	1,188	87,844	32,766
TDA Allocations Returned	—	—	—	—
Other/ Miscellaneous	—	—	—	—
Total Revenues	\$ 690,464	\$ 38,975	\$ 4,834,447	\$ 6,080,501
Expenditures				
STAF Claimants	\$ 458,196	\$ —	\$ 4,254,996	\$ 6,173,479
All Other	—	—	—	—
Total Expenditures	\$ 458,196	\$ —	\$ 4,254,996	\$ 6,173,479
Excess (Deficiency) of Revenues				
Over (Under) Expenditures	\$ 232,268	\$ 38,975	\$ 579,451	\$ (92,978)
Other Sources and (Uses)				
Operating Transfers In	\$ —	\$ —	\$ —	\$ —
Operating Transfers Out	—	—	—	—
Other Sources and (Uses)	—	—	—	—
Total Other Sources and (Uses)	\$ —	\$ —	\$ —	\$ —
Excess (Deficiency) of Revenues and Other Sources				
Over (Under) Expenditures and Other Uses	\$ 232,268	\$ 38,975	\$ 579,451	\$ (92,978)
Equity, Beginning of Year	\$ 81,475	\$ 2,618	\$ 3,981,196	\$ 1,397,406
Prior Year Adjustments	—	—	(118)	(1,354,068)
Equity, End of Year	\$ 313,743	\$ 41,593	\$ 4,560,529	\$ (49,640)

Table 3. Transportation Planning Agencies Annual Report — Fiscal Year 2001-02 — (continued)
State Transit Assistance Funds Balance Sheets and Statements of Revenues, Expenditures,
and Changes in Fund Balance

	Council of San Benito County Governments	San Bernardino Associated Governments	San Diego Association of Governments	San Diego Metropolitan Transit Development Board
Balance Sheets				
Assets				
Cash and Investments	\$ 315,516	\$ 14,901,895	\$ 17,296	\$ 628,234
Accounts Receivable	—	2,902,978	439,849	4,007,571
Interest Receivable	—	221,952	7,808	4,465
Due From Other Funds	—	—	—	—
Due From Other Agencies	67,739	—	—	—
Other Assets	519,357	—	—	—
Total Assets	\$ 902,612	\$ 18,026,825	\$ 464,953	\$ 4,640,270
Liabilities				
Accounts Payable	\$ —	\$ —	\$ —	\$ 4,274,115
Due to Other Funds	—	—	—	—
Due to Other Agencies	—	24,130	—	—
Deferred Revenues	—	—	—	—
Other Liabilities	207,197	—	—	—
TDA Allocations Payable	—	—	—	—
Total Liabilities	\$ 207,197	\$ 24,130	\$ —	\$ 4,274,115
Fund Equity				
TDA Current Allocations Unpaid	\$ —	\$ 1,187,517	\$ —	\$ —
TDA Funds Reserved	—	10,860,805	—	—
TDA Unallocated Apportionments	—	—	464,953	366,155
TDA Unrestricted	695,415	5,954,373	—	—
Total Fund Equity	\$ 695,415	\$ 18,002,695	\$ 464,953	\$ 366,155
Total Liabilities and Equity	\$ 902,612	\$ 18,026,825	\$ 464,953	\$ 4,640,270
Statements of Revenues,				
Expenditures and Changes in Fund Balance				
Revenues				
STAF	\$ 135,478	\$ 5,694,689	\$ 2,201,671	\$ 8,578,112
Interest	14,303	560,795	40,681	24,333
TDA Allocations Returned	—	8,689	—	—
Other/ Miscellaneous	—	—	—	—
Total Revenues	\$ 149,781	\$ 6,264,173	\$ 2,242,352	\$ 8,602,445
Expenditures				
STAF Claimants	\$ —	\$ 877,187	\$ 2,145,000	\$ 8,581,045
All Other	—	38,608	—	—
Total Expenditures	\$ —	\$ 915,795	\$ 2,145,000	\$ 8,581,045
Excess (Deficiency) of Revenues				
Over (Under) Expenditures	\$ 149,781	\$ 5,348,378	\$ 97,352	\$ 21,400
Other Sources and (Uses)				
Operating Transfers In	\$ —	\$ —	\$ —	\$ —
Operating Transfers Out	—	—	—	—
Other Sources and (Uses)	—	—	—	—
Total Other Sources and (Uses)	\$ —	\$ —	\$ —	\$ —
Excess (Deficiency) of Revenues and Other Sources				
Over (Under) Expenditures and Other Uses	\$ 149,781	\$ 5,348,378	\$ 97,352	\$ 21,400
Equity, Beginning of Year	\$ 545,634	\$ 12,654,317	\$ 367,601	\$ 344,755
Prior Year Adjustments	—	—	—	—
Equity, End of Year	\$ 695,415	\$ 18,002,695	\$ 464,953	\$ 366,155

Table 3. Transportation Planning Agencies Annual Report — Fiscal Year 2001-02 — (continued)
State Transit Assistance Funds Balance Sheets and Statements of Revenues, Expenditures,
and Changes in Fund Balance

	San Joaquin County Council of Governments	San Luis Obispo Area Council of Governments	Santa Barbara County Association of Governments	Santa Cruz County Transportation Commission
Balance Sheets				
Assets				
Cash and Investments	\$ 961,719	\$ 1,246	\$ 43,858	\$ 184,880
Accounts Receivable	1,154,346	368,500	—	—
Interest Receivable	5,371	—	677	—
Due From Other Funds	—	—	—	—
Due From Other Agencies	—	—	658,167	732,611
Other Assets	—	—	—	—
Total Assets	\$ 2,121,436	\$ 369,746	\$ 702,702	\$ 917,491
Liabilities				
Accounts Payable	\$ —	\$ 292,670	\$ —	\$ —
Due to Other Funds	—	—	—	—
Due to Other Agencies	—	—	—	732,611
Deferred Revenues	—	—	20,700	—
Other Liabilities	—	—	—	—
TDA Allocations Payable	208,642	—	464,889	—
Total Liabilities	\$ 208,642	\$ 292,670	\$ 485,589	\$ 732,611
Fund Equity				
TDA Current Allocations Unpaid	\$ 1,912,794	\$ —	\$ —	\$ —
TDA Funds Reserved	—	16,697	—	—
TDA Unallocated Apportionments	—	—	—	—
TDA Unrestricted	—	60,379	217,113	184,880
Total Fund Equity	\$ 1,912,794	\$ 77,076	\$ 217,113	\$ 184,880
Total Liabilities and Equity	\$ 2,121,436	\$ 369,746	\$ 702,702	\$ 917,491
Statements of Revenues,				
Expenditures and Changes in Fund Balance				
Revenues				
STAF	\$ 1,913,861	\$ 780,836	\$ 1,369,413	\$ 1,436,436
Interest	27,232	2,355	14,762	6,020
TDA Allocations Returned	—	—	—	—
Other/ Miscellaneous	—	—	7,923	—
Total Revenues	\$ 1,941,093	\$ 783,191	\$ 1,392,098	\$ 1,442,456
Expenditures				
STAF Claimants	\$ 768,488	\$ 755,855	\$ 1,322,254	\$ 1,436,436
All Other	—	—	—	—
Total Expenditures	\$ 768,488	\$ 755,855	\$ 1,322,254	\$ 1,436,436
Excess (Deficiency) of Revenues				
Over (Under) Expenditures	\$ 1,172,605	\$ 27,336	\$ 69,844	\$ 6,020
Other Sources and (Uses)				
Operating Transfers In	\$ —	\$ —	\$ —	\$ —
Operating Transfers Out	—	—	—	—
Other Sources and (Uses)	—	—	—	—
Total Other Sources and (Uses)	\$ —	\$ —	\$ —	\$ —
Excess (Deficiency) of Revenues and Other Sources				
Over (Under) Expenditures and Other Uses	\$ 1,172,605	\$ 27,336	\$ 69,844	\$ 6,020
Equity, Beginning of Year	\$ 740,189	\$ 49,740	\$ 147,269	\$ 125,647
Prior Year Adjustments	—	—	—	53,213
Equity, End of Year	\$ 1,912,794	\$ 77,076	\$ 217,113	\$ 184,880

Table 3. Transportation Planning Agencies Annual Report — Fiscal Year 2001-02 — (continued)
State Transit Assistance Funds Balance Sheets and Statements of Revenues, Expenditures,
and Changes in Fund Balance

	Shasta County Regional Transportation Planning Agency	Sierra County Local Transportation Commission	Siskiyou County Local Transportation Commission	Stanislaus Council of Governments
Balance Sheets				
Assets				
Cash and Investments	\$ 100,740	\$ 53,636	\$ —	\$ 185,786
Accounts Receivable	—	—	—	—
Interest Receivable	1,197	—	—	1,157
Due From Other Funds	—	—	—	—
Due From Other Agencies	216,840	4,582	—	631,874
Other Assets	—	—	—	—
Total Assets	\$ 318,777	\$ 58,218	\$ —	\$ 818,817
Liabilities				
Accounts Payable	\$ —	\$ —	\$ —	\$ —
Due to Other Funds	—	—	—	—
Due to Other Agencies	—	—	—	722,261
Deferred Revenues	—	—	—	—
Other Liabilities	—	—	—	—
TDA Allocations Payable	—	—	—	—
Total Liabilities	\$ —	\$ —	\$ —	\$ 722,261
Fund Equity				
TDA Current Allocations Unpaid	\$ —	\$ —	\$ —	\$ —
TDA Funds Reserved	318,777	—	—	—
TDA Unallocated Apportionments	—	—	—	—
TDA Unrestricted	—	58,218	—	96,556
Total Fund Equity	\$ 318,777	\$ 58,218	\$ —	\$ 96,556
Total Liabilities and Equity	\$ 318,777	\$ 58,218	\$ —	\$ 818,817
Statements of Revenues, Expenditures and Changes in Fund Balance				
Revenues				
STAF	\$ 469,864	\$ 9,420	\$ 84,722	\$ 1,338,923
Interest	11,499	2,258	2,197	8,076
TDA Allocations Returned	—	—	—	—
Other/ Miscellaneous	—	—	—	—
Total Revenues	\$ 481,363	\$ 11,678	\$ 86,919	\$ 1,346,999
Expenditures				
STAF Claimants	\$ 362,130	\$ —	\$ 139,097	\$ 1,359,031
All Other	—	—	—	—
Total Expenditures	\$ 362,130	\$ —	\$ 139,097	\$ 1,359,031
Excess (Deficiency) of Revenues Over (Under) Expenditures	\$ 119,233	\$ 11,678	\$ (52,178)	\$ (12,032)
Other Sources and (Uses)				
Operating Transfers In	\$ —	\$ —	\$ —	\$ —
Operating Transfers Out	—	—	—	—
Other Sources and (Uses)	—	—	—	—
Total Other Sources and (Uses)	\$ —	\$ —	\$ —	\$ —
Excess (Deficiency) of Revenues and Other Sources Over (Under) Expenditures and Other Uses	\$ 119,233	\$ 11,678	\$ (52,178)	\$ (12,032)
Equity, Beginning of Year	\$ 199,544	\$ 46,541	\$ 52,178	\$ 108,588
Prior Year Adjustments	—	(1)	—	—
Equity, End of Year	\$ 318,777	\$ 58,218	\$ —	\$ 96,556

Table 3. Transportation Planning Agencies Annual Report — Fiscal Year 2001-02 — (continued)
State Transit Assistance Funds Balance Sheets and Statements of Revenues, Expenditures,
and Changes in Fund Balance

	Tehama County Transportation Commission	Trinity County Transportation Commission	Tulare County Association of Governments	Tuolumne County and Cities Planning Council
Balance Sheets				
Assets				
Cash and Investments	\$ 27	\$ 248,573	\$ 992,700	\$ 308
Accounts Receivable	69,702	—	—	—
Interest Receivable	—	1,723	—	—
Due From Other Funds	—	—	—	—
Due From Other Agencies	—	16,281	495,451	67,739
Other Assets	—	—	—	—
Total Assets	\$ 69,729	\$ 266,577	\$ 1,488,151	\$ 68,047
Liabilities				
Accounts Payable	\$ 69,729	\$ —	\$ —	\$ —
Due to Other Funds	—	—	—	—
Due to Other Agencies	—	—	—	54,929
Deferred Revenues	—	—	—	—
Other Liabilities	—	—	—	—
TDA Allocations Payable	—	—	14,455	—
Total Liabilities	\$ 69,729	\$ —	\$ 14,455	\$ 54,929
Fund Equity				
TDA Current Allocations Unpaid	\$ —	\$ —	\$ 1,473,696	\$ —
TDA Funds Reserved	—	—	—	—
TDA Unallocated Apportionments	—	—	—	—
TDA Unrestricted	—	266,577	—	13,118
Total Fund Equity	\$ —	\$ 266,577	\$ 1,473,696	\$ 13,118
Total Liabilities and Equity	\$ 69,729	\$ 266,577	\$ 1,488,151	\$ 68,047
Statements of Revenues,				
Expenditures and Changes in Fund Balance				
Revenues				
STAF	\$ 151,608	\$ 35,419	\$ 1,069,710	\$ 146,986
Interest	94	7,923	41,774	1,137
TDA Allocations Returned	—	—	—	—
Other/ Miscellaneous	—	—	—	—
Total Revenues	\$ 151,702	\$ 43,342	\$ 1,111,484	\$ 148,123
Expenditures				
STAF Claimants	\$ 151,702	\$ —	\$ 563,133	\$ 135,477
All Other	—	—	—	—
Total Expenditures	\$ 151,702	\$ —	\$ 563,133	\$ 135,477
Excess (Deficiency) of Revenues	—	43,342	548,351	12,646
Over (Under) Expenditures	\$ —	\$ 43,342	\$ 548,351	\$ 12,646
Other Sources and (Uses)				
Operating Transfers In	\$ —	\$ —	\$ —	\$ —
Operating Transfers Out	—	—	—	—
Other Sources and (Uses)	—	—	—	—
Total Other Sources and (Uses)	\$ —	\$ —	\$ —	\$ —
Excess (Deficiency) of Revenues and Other Sources	—	43,342	548,351	12,646
Over (Under) Expenditures and Other Uses	\$ —	\$ 43,342	\$ 548,351	\$ 12,646
Equity, Beginning of Year	\$ —	\$ 223,235	\$ 925,345	\$ 19,942
Prior Year Adjustments	—	—	—	(19,470)
Equity, End of Year	\$ —	\$ 266,577	\$ 1,473,696	\$ 13,118

Table 3. Transportation Planning Agencies Annual Report — Fiscal Year 2001-02 — (continued)
State Transit Assistance Funds Balance Sheets and Statements of Revenues, Expenditures,
and Changes in Fund Balance

	Ventura County Transportation Commission	State Total
Balance Sheets		
Assets		
Cash and Investments	\$ 258,733	\$ 58,950,443
Accounts Receivable	991,528	73,693,019
Interest Receivable	—	322,349
Due From Other Funds	—	—
Due From Other Agencies	—	10,536,037
Other Assets	—	519,357
Total Assets	\$ 1,250,261	\$ 144,021,205
Liabilities		
Accounts Payable	\$ 656,870	\$ 20,892,906
Due to Other Funds	—	555,911
Due to Other Agencies	—	2,959,856
Deferred Revenues	—	334,021
Other Liabilities	—	5,267,298
TDA Allocations Payable	—	6,007,073
Total Liabilities	\$ 656,870	\$ 36,017,065
Fund Equity		
TDA Current Allocations Unpaid	\$ 24,641	\$ 10,041,012
TDA Funds Reserved	—	18,968,702
TDA Unallocated Apportionments	568,750	29,919,392
TDA Unrestricted	—	49,075,034
Total Fund Equity	\$ 593,391	\$ 108,004,140
Total Liabilities and Equity	\$ 1,250,261	\$ 144,021,205
Statements of Revenues,		
Expenditures and Changes in Fund Balance		
Revenues		
STAF	\$ 1,982,726	\$ 183,439,148
Interest	17,148	2,762,110
TDA Allocations Returned	—	8,689
Other/ Miscellaneous	—	36,560
Total Revenues	\$ 1,999,874	\$ 186,246,507
Expenditures		
STAF Claimants	\$ 2,426,308	\$ 153,744,071
All Other	—	39,602
Total Expenditures	\$ 2,426,308	\$ 153,783,673
Excess (Deficiency) of Revenues		
Over (Under) Expenditures	\$ (426,434)	\$ 32,462,834
Other Sources and (Uses)		
Operating Transfers In	\$ —	\$ —
Operating Transfers Out	—	—
Other Sources and (Uses)	—	—
Total Other Sources and (Uses)	\$ —	\$ —
Excess (Deficiency) of Revenues and Other Sources		
Over (Under) Expenditures and Other Uses	\$ (426,434)	\$ 32,462,834
Equity, Beginning of Year	\$ 1,019,825	\$ 76,928,597
Prior Year Adjustments	—	(1,387,291)
Equity, End of Year	\$ 593,391	\$ 108,004,140

Table 4 - Transportation Planning Agencies Annual Report - Fiscal Year 2001-02
Local Transportation Funds Schedule of Apportionments
by Areas of Apportionment

Area of Apportionment	Amounts
Metropolitan Transportation Commission	
Alameda	
Article 3	\$ 1,089,305
Article 4.5	2,668,796
City of Union City	2,341,998
Planning and Administration	1,972,017
Alameda Contra Costa Transit, District #1	33,740,519
Alameda Contra Transit, District #2	8,640,498
Livermore/Amador Valley Transportation Authority	6,195,565
Bay Area Rapid Transit	70,995
County of Alameda	19,505
Total	\$ 56,739,198
Contra Costa	
Article 3	\$ 594,102
Article 4.5	1,447,232
Planning and Administration - TDA	1,068,836
Bay Area Rapid Transit	689,275
Alameda Contra Costa Transi District #1	4,827,689
Central Contra Costa County Authority	14,046,616
Eastern Contra Costa Transit Authority	6,002,400
Western Contra Costa Transit Authority	2,109,573
County of Contra Costa	41,987
Total	\$ 30,827,710
Marin	
Article 3	\$ 260,420
Planning and Administration	312,144
Golden Gate Bridge Highway and Transportation District	9,195,008
County of Marin	44,592
Total	\$ 9,812,164
Napa	
Article 3	\$ 112,636
Article 4.5	247,046
City of American Canyon	343,602
City of Calistoga	183,361
City of Napa	2,593,813
City of St Helena	220,918
City of Yountville	133,937
Planning and Administration - TDA	170,676
Planning and Administration - County	24,382
County of Napa	1,143,273
Total	\$ 5,173,644
San Francisco	
Article 3	\$ 632,339
Article 4.5	1,415,020
Article 4 and 8	26,885,363
Planning and Administration - TPA	1,134,045
Planning and Administration	148,418
Total	\$ 30,215,185
San Mateo	

Table 4 - Transportation Planning Agencies Annual Report - Fiscal Year 2001-02
Local Transportation Funds Schedule of Apportionments
by Areas of Apportionment

Area of Apportionment	Amounts
Metropolitan Transportation Commission - Continued	
San Mateo - Continued	
Article 3	\$ 616,850
Article 4.5	1,479,637
Article 4 and 8	28,113,093
Planning and Administration	1,079,193
County of San Mateo	44,049
Total	\$ 31,332,822
Santa Clara	
Article 3	\$ 1,508,977
Article 4.5	3,582,754
Article 4 and 8	68,072,330
Planning and Administration - TPA	2,647,136
County of Santa Clara	378,163
Total	\$ 76,189,360
Solano	
Article 3	\$ 236,985
City of Benicia	855,866
City of Dixon	450,229
City of Fairfield	2,795,767
City of Rio Vista	135,836
City of Suisun City	794,286
City of Vacaville	2,744,241
City of Vallejo	3,390,389
Planning and Administration	420,693
Metropolitan Transportation Commission	60,099
County of Solano	626,760
Total	\$ 12,511,151
Sonoma	
Article 3	\$ 334,603
City of Cloverdale	207,755
City of Cotati	174,938
City of Healdsburg	329,409
City of Petaluma	1,419,333
City of Rohnert Park	1,023,996
City of Santa Rosa	4,137,471
City of Sebastopol	205,696
City of Sonoma	334,361
City of Windsor	668,249
Planning and Administration	599,333
Golden Gate Bridge Highway and Transportation District	4,003,021
Metropolitan Transportation Commission	20,000
County of Sonoma	3,976,487
Total	\$ 17,434,652
Metropolitan Transportation Commission Total	\$ 270,235,886
Alpine County Transportation Commission	
Alpine	
County of Alpine	\$ 12,000
Total	\$ 12,000

Table 4 - Transportation Planning Agencies Annual Report - Fiscal Year 2001-02
Local Transportation Funds Schedule of Apportionments
by Areas of Apportionment

Area of Apportionment	Amounts
Amador County Transportation Commission	
Amador	
City of Amador	\$ 2,906
City of Ione	93,687
City of Jackson	51,090
City of Plymouth	10,945
City of Sutter Creek	27,566
Planning and Administration	18,000
Amador Regional Transit System	815,360
County of Amador	267,936
Total	\$ 1,287,490
Butte County Association of Governments	
Butte	
City of Biggs	\$ 46,260
City of Chico	1,651,476
City of Gridley	141,951
City of Oroville	334,433
Town of Paradise	678,660
Butte County Association of Governments	130,000
County of Butte	2,408,771
Total	\$ 5,391,551
Calaveras County Local Transportation Commission	
Calaveras	
City of Angels	\$ 19,582
Calaveras Council of Governments	66,494
County of Calaveras	514,789
Total	\$ 600,865
Colusa County Local Transportation Commission	
Colusa	
City of Colusa	\$ 153,749
City of Williams	100,732
Planning and Administration	445
County of Colusa	275,688
Total	\$ 530,614
Del Norte County Local Transportation Commission	
Del Norte	
City of Crescent City	\$ 70,097
Consolidated Transportation Service Agency	20,347
Local Transportation Commission	36,879
County of Del Norte	347,701
Total	\$ 475,024
El Dorado County Local Transportation Commission	
El Dorado	
City of Placerville	\$ 69,772
El Dorado County Transportation Commission	358,505
El Dorado County Department of Transportation - Article 8	821,312
El Dorado County Transit Authority - Article 4	1,881,545

Table 4 - Transportation Planning Agencies Annual Report - Fiscal Year 2001-02
Local Transportation Funds Schedule of Apportionments
by Areas of Apportionment

Area of Apportionment	Amounts
El Dorado County Local Transportation Commission -	
Continued	
El Dorado - Continued	
County Auditor	3,156
Total	\$ 3,134,290
Tahoe Regional Planning Agency	
El Dorado	
City of South Lake Tahoe	881,774
Total	\$ 881,774
Placer	
Tahoe Basin	\$ 609,325
Total	\$ 609,325
Tahoe Regional Planning Agency Total	\$ 1,491,099
Fresno County Council of Governments	
Fresno	
City of Clovis	\$ 1,803,757
City of Coalinga	421,694
City of Firebaugh	150,980
City of Fowler	104,557
City of Fresno	11,234,982
City of Huron	166,866
City of Kerman	227,775
City of Kingsbrug	245,096
City of Mendota	207,434
City of Orange Cove	216,477
City of Parlier	298,221
City of Reedley	544,504
City of Sanger	500,426
City of San Joaquin	86,916
City of Selma	516,603
Planning and Administration	665,574
County of Fresno	4,254,238
Total	\$ 21,646,100
Glenn County Local Transportation Commission	
Glenn	
City of Orland	\$ 285,810
City of Willows	106,448
Glenn County Transit Service	551,878
Planning and Administration	30,014
County of Glenn	185,554
Total	\$ 1,159,704
Humboldt County Association of Governments	
Humboldt	
City of Arcata	\$ 418,766
City of Blue Lake	31,663
City of Eureka	703,444
City of Ferndale	34,990
City of Fortuna	261,720
City of Rio Dell	75,066

Table 4 - Transportation Planning Agencies Annual Report - Fiscal Year 2001-02
Local Transportation Funds Schedule of Apportionments
by Areas of Apportionment

Area of Apportionment	Amounts
Humboldt County Association of Governments - Continued	
Humboldt - Continued	
City of Trinidad	9,196
County of Humboldt	1,794,542
Humboldt County Association of Governments	170,837
Total	\$ 3,500,224
Imperial Valley Association of Governments	
Imperial	
City of Brawley	\$ 694,163
City of Calexico	853,848
City of Calipatria	106,303
City of El Centro	1,165,110
City of Holtville	179,350
City of Imperial	246,327
City of Westmoreland	120,102
County of Imperial Roads	1,046,954
Planning and Administration	25,000
County Auditors	13,000
Total	\$ 4,450,157
Inyo County Local Transportation Commission	
Inyo	
Inyo County Transportation Commission	\$ 23,212
Inyo Mono Area Agency on Aging	24,800
Inyo County Transit	758,526
Total	\$ 806,538
Kern Council of Governments	
Kern	
City of Arvin	\$ 370,222
City of Bakersfield	6,600,331
City of California City	254,811
City of Delano	1,099,694
City of Maricopa	31,982
City of McFarland	271,740
City of Ridgecrest	699,754
City of Shafter	359,360
City of Taft	244,224
City of Tehachapi	314,476
City of Wasco	599,117
county of Kern Inside	3,114,766
County of Kern Outside	4,276,473
Planning and Administration	69,789
Kern COG Administration	231,161
North Bakersfield Recreation and Park District/CTSA	441,532
Kern COG Pedestrian/Bike	303,591
Total	\$ 19,283,023
Kings County Association of Governments	
Kings	
City of Avenal	\$ 275,085

Table 4 - Transportation Planning Agencies Annual Report - Fiscal Year 2001-02
Local Transportation Funds Schedule of Apportionments
by Areas of Apportionment

Area of Apportionment	Amounts
Kings County Association of Governments - Continued	
Kings - Continued	
City of Corcoran	370,579
City of Hanford	772,693
City of Lemoore	365,321
County of Kings	600,986
Total	\$ 2,384,664
Lake County/City Council of Governments	
Lake	
Lake County/City Area Planning Council 99400(c)	\$ 168,023
Lake County/City Area Planning Council 99233.1	42,000
Lake County/City Area Planning Council 99233.3	22,760
Lake Transit Authority	947,217
County of Lake	22,770
Total	\$ 1,202,770
Lassen County Local Transportation Commission	
Lassen	
Lassen County Transit Services Agency	\$ 558,384
Total	\$ 558,384
Los Angeles County Metropolitan Transportation Authority	
Los Angeles	
City of Agoura Hills	\$ 10,355
City of Alhambra	43,382
City of Arcadia	342,803
City of Artesia	8,017
City of Avalon	100,827
City of Azusa	21,621
City of Baldwin Park	36,042
City of Bell	17,787
City of Bellflower	31,928
City of Bell Gardens	21,387
City of Beverly Hills	16,408
City of Bradbury	453
City of Burbank	49,786
City of Calabasas	9,560
City of Carson	43,568
City of Cerritos	27,160
City of Claremont	124,414
City of Commerce	221,937
City of Compton	45,812
City of Covina	22,439
City of Cudahy	12,084
City of Culver City	3,520,533
City of Diamond Bar	27,628
City of Downey	47,729
City of Duarte	10,752
City of El Monte	56,097
City of El Segundo	7,877

Table 4 - Transportation Planning Agencies Annual Report - Fiscal Year 2001-02
Local Transportation Funds Schedule of Apportionments
by Areas of Apportionment

Area of Apportionment	Amounts
Los Angeles County Metropolitan Transportation Authority -	
Continued	
Los Angeles - Continued	
City of Gardena	4,474,470
City of Glendale	95,224
City of Glendora	25,150
City of Hawaiian Gardens	7,106
City of Hawthorne	37,632
City of Hermosa Beach	9,186
City of Hidden Hills	958
City of Huntington Park	29,731
City of Industry	323
City of Inglewood	56,564
City of Irwindale	561
City of La Canada-Flintridge	9,864
City of La Habra Heights	3,226
City of Lakewood	37,865
City of La Mirada	186,447
City of Lancaster	3,697,891
City of La Puente	19,727
City of La Verne	16,268
City of Lawndale	14,422
City of Lomita	9,794
City of Long Beach	15,657,697
City of Los Angeles	2,031,773
City of Lynwood	32,396
City of Malibu	6,217
City of Manhattan Beach	16,876
City of Maywood	14,211
City of Monrovia	19,190
City of Montebello	4,833,238
City of Monterey Park	31,508
City of Norwalk	1,484,174
City of Palmdale	3,418,595
City of Palos Verdes Estates	6,895
City of Paramount	26,459
City of Pasadena	67,269
City of Pico Rivera	30,479
City of Pomona	69,046
City of Rancho Palos Verdes	21,013
City of Redondo Beach	81,699
City of Rolling Hills	968
City of Rolling Hills Estates	4,102
City of Rosemead	26,786
City of San Dimas	17,460
City of San Fernando	11,547
City of San Gabriel	19,447
City of San Marino	6,545
City of Santa Clarita	4,225,763

Table 4 - Transportation Planning Agencies Annual Report - Fiscal Year 2001-02
Local Transportation Funds Schedule of Apportionments
by Areas of Apportionment

Area of Apportionment	Amounts
Los Angeles County Metropolitan Transportation Authority - Continued	
Los Angeles - Continued	
City of Santa Fe Springs	7,690
City of Santa Monica	16,398,291
City of Serra Madre	5,469
City of Signal Hill	4,324
City of South El Monte	10,612
City of South Gate	44,550
City of South Pasadena	12,154
City of Temple	16,245
City of Torrance	4,114,264
City of Vernon	40
City of Walnut	15,520
City of West Covina	50,300
City of West Hollywood	18,185
City of Westlake Village	4,020
City of Whittier	40,296
Foothill Transit	16,154,031
LACMTA Planning and Administration	193,639,247
Southern California Association of Governments	614,600
County of Los Angeles	4,382,018
Total	\$ 281,304,004
Madera County Local Transportation Commission	
Madera	
City of Chowchilla	\$ 144,353
City of Madera	795,850
County of Madera	1,304,790
Total	\$ 2,244,993
Mariposa County Local Transportation Commission	
Mariposa	
County of Mariposa	\$ 332,652
Total	\$ 332,652
Mendocino Council of Governments	
Mendocino	
City of Ukiah	\$ 12,156
Mendocino Transit Authority	2,356,205
Mendocino Council of Governments	215,347
Total	\$ 2,583,708
Merced County Association of Governments	
Merced	
City of Atwater	\$ 358,707
City of Merced	469,764
City of Livingston	186,432
City of Los Banos	234,873
City of Dos Palos	70,436
City of Gustine	84,580
Merced County Association of Governments	36,000
County of Merced	3,371,708

**Table 4 - Transportation Planning Agencies Annual Report - Fiscal Year 2001-02
Local Transportation Funds Schedule of Apportionments
by Areas of Apportionment**

Area of Apportionment	Amounts
Merced County Association of Governments - Continued	
Total	\$ 4,812,500
Modoc County Local Transportation Commission	
Modoc	
Modoc County Transportation Commission	\$ 123,643
Modoc Transportation Agency	45,995
Total	\$ 169,638
Mono County Local Transportation Commission	
Mono	
City of Mammoth Lakes	\$ 290,413
County of Mono	236,357
Total	\$ 526,770
Transportation Agency for Monterey County	
Monterey	
City of Carmel-By-The-Sea	\$ 120,215
City of Del Rey Oaks	44,679
City of Gonzales	258,884
City of Greenfield	825,144
City of King	611,577
City of Marina	528,675
City of Monterey	1,264,732
City of Pacific Grove	495,389
City of Salinas	4,086,633
City of Seaside	896,787
City of Soledad	844,576
2% Bicycle and Pedestrian Grants	1,058,612
Administration and Regional Planning	908,485
County of Monterey	4,031,269
Total	\$ 15,975,657
Nevada County Local Transportation Commission	
Nevada	
City of Grass Valley	\$ 194,311
City of Nevada City	51,864
City of Truckee	332,181
Commission and administration	199,356
Pedestrian and Bicycle	46,908
Consolidated Transportation Service Agency	114,924
County of Nevada	1,605,212
Total	\$ 2,544,756
Orange County Transportation Authority	
Orange	
Orange County Auditor Controller	\$ 2,406
Orange County Transportation Authority - Administration	91,569
Orange County Transportation Authority - Planning	1,661,396
Southern California Association of Governments	187,500
Orange County Transit District - Article 3 ADA Bus Stop Improvements	1,142,300

Table 4 - Transportation Planning Agencies Annual Report - Fiscal Year 2001-02
Local Transportation Funds Schedule of Apportionments
by Areas of Apportionment

Area of Apportionment	Amounts
Orange County Transportation Authority - Continued	
Orange - Continued	
Orange County Transit District - Article 4.5 Community Transit Services	3,733,076
Orange County Transit District - Article 4 Public Transportation Services	66,640,788
Laguna Beach Municipal Transit Lines - Article 4 Public Transportation Services	1,074,366
Total	\$ 74,533,401
Placer County Local Transportation Commission	
Placer	
City of Auburn	\$ 612,233
City of Colfax	75,361
City of Lincoln	680,107
City of Loomis	329,537
City of Rocklin	1,890,578
City of Roseville	4,061,754
Consolidated Transportation Service Agency	661,688
County of Placer	5,129,529
Total	\$ 13,440,787
Plumas County Local Transportation Commission	
Plumas	
Plumas County Transportation Commission	\$ 123
County of Plumas	530,992
Total	\$ 531,115
Riverside County Transportation Commission	
Riverside	
Western County	\$ 33,668,951
Coachella Valley	8,841,916
Palo Verde Valley	772,148
Total	\$ 43,283,015
Sacramento Area Council of Governments	
Sacramento	
City of Citrus Heights	\$ 3,409,789
City of Elk Grove	2,681,651
City of Folsom	2,018,403
City of Galt	690,669
City of Isleton	32,495
City of Sacramento	318,294
Sacramento Regional Transit District	33,571,008
Paratransit, Inc	1,814,542
Sacramento Area Council of Governments	1,632,295
County of Sacramento	1,730,854
Total	\$ 47,900,000
Sutter	
City of Live Oak	\$ 190,916
City of Yuba City	1,234,165
County of Sutter	1,281,307
Sacramento Area Council of Governments	93,612
Total	\$ 2,800,000

Table 4 - Transportation Planning Agencies Annual Report - Fiscal Year 2001-02
Local Transportation Funds Schedule of Apportionments
by Areas of Apportionment

Area of Apportionment	Amounts
Sacramento Area Council of Governments - Continued	
Yolo	
City of Davis	\$ 2,870,226
City of West Sacramento	1,517,438
City of Winters	270,538
City of Woodland	2,266,222
County of Yolo	1,055,841
Sacramento Area Council of Governments	263,036
Total	\$ 8,243,301
Yuba	
City of Marysville	\$ 175,688
City of Wheatland	28,406
County of Yuba	667,130
Sacramento Area Council of Governments	31,897
Total	\$ 903,121
Sacramento Area Council of Governments Total	\$ 59,846,422
Council of San Benito County Governments	
San Benito	
County of San Benito Administration	\$ 159,140
County of San Benito	1,293,469
Total	\$ 1,452,609
San Bernardino Associated Governments	
San Bernardino	
San Bernardino Valley	\$ 36,817,283
City of Adelanto	458,766
City of Apple Valley	1,675,459
City of Barstow	684,827
City of Big Bear Lake	186,101
City of Hesperia	1,869,792
City of Needles	176,544
City of Twentynine Palms	769,100
City of Victorville	1,895,256
City of Yucca Valley	565,210
County of San Bernardino	4,573,844
Total	\$ 49,672,182
San Diego Association of Governments	
San Diego	
North County Transit Development Board	\$ 24,999,126
County of San Diego (Non-Transit Board Area)	2,345,202
County Auditor Administrative Expenses	36,000
SANDAG Administrative Expenses	375,000
2% Bicycle funds	2,001,700
SANDAG 2% Planning Funds	1,912,293
5% Community Transit Services	4,471,613
MTDB 10% Funds	6,738,750
Metropolitan Transit Development Board (MTDB)	57,616,316
Total	\$ 100,496,000
San Joaquin County Council of Governments	

Table 4 - Transportation Planning Agencies Annual Report - Fiscal Year 2001-02
Local Transportation Funds Schedule of Apportionments
by Areas of Apportionment

Area of Apportionment	Amounts
San Joaquin County Council of Governments - Continued	
San Joaquin	
City of Lathrop	\$ 622,752
City of Lodi	2,010,126
City of Manteca	2,747,165
City of Tracy	2,029,895
City of Ripon	352,844
City of Escalon	806,023
City of Stockton	188,859
San Joaquin Council of Governments - Planning	650,548
San Joaquin Council of Govts. - Administration	133,000
County of San Joaquin - Administration	2,000
County of San Joaquin	1,804,723
San Joaquin Regional Transit District	25,503,872
Total	\$ 36,851,807
San Luis Obispo Area Council of Governments	
San Luis Obispo	
City of Arroyo Grande	\$ 479,819
City of Atascadero	782,533
City of Grover Beach	372,936
City of Morro Bay	291,556
City of Paso Robles	669,574
City of Pismo Beach	252,061
City of San Luis Obispo	1,338,301
Consolidated Transportation Service Agency	292,132
San Luis Obispo Council of Governments	715,600
County of San Luis Obispo	2,975,488
Total	\$ 8,170,000
Santa Barbara County Association of Governments	
Santa Barbara	
City of Buellton	\$ 127,462
City of Carpinteria	9,552
City of Guadalupe	202,395
City of Lompoc	1,410,001
City of Santa Barbara	58,349
City of Santa Maria	2,273,669
City of Solvang	175,762
County of Santa Barbara	2,356,660
Easy Lift Transportation	335,216
Santa Barbara Metropolitan Transit District	6,369,102
Santa Maria Organization of Transportation Helpers	184,414
Santa Barbara County Association of Governments	255,129
Planning	
Auditor Controller	1,800
Total	\$ 13,759,511
Santa Cruz County Transportation Commission	
Santa Cruz	
City of Capitola	\$ 23,993
City of Santa Cruz	1,005,498

**Table 4 - Transportation Planning Agencies Annual Report - Fiscal Year 2001-02
Local Transportation Funds Schedule of Apportionments
by Areas of Apportionment**

Area of Apportionment	Amounts
Santa Cruz County Transportation Commission - Continued	
Santa Cruz - Continued	
City of Scotts Valley	46,582
City of Watsonville	96,464
Santa Cruz County Transportation Commission	809,152
Santa Cruz Metropolitan Transit District	6,068,617
County of Santa Cruz	245,467
Total	\$ 8,295,773
Shasta County Regional Transportation Planning Agency	
Shasta	
City of Redding	\$ 2,960,826
City of Anderson	274,321
City of Shasta Lake	323,077
County of Shasta	2,278,206
CTSA	255,458
Planning and Administration	203,885
Total	\$ 6,295,773
Sierra County Local Transportation Commission	
Sierra	
City of Loyalton	\$ 18,020
County of Sierra	66,858
Total	\$ 84,878
Siskiyou County Local Transportation Commission	
Siskiyou	
City of Dorris	\$ 17,605
City of Dunsmuir	40,088
City of Etna	15,713
City of Fort Jones	12,717
City of Montague	27,714
City of Mt. Shasta	73,380
City of Tulelake	18,411
City of Weed	60,943
City of Yreka	142,704
County of Siskiyou	492,242
Siskiyou County Local Transportation Commission	32,573
Total	\$ 934,090
Stanislaus Council of Governments	
Stanislaus	
City of Ceres	\$ 1,100,794
City of Hughson	85,578
City of Modesto	6,890,075
City of Newman	102,622
City of Oakdale	240,314
City of Patterson	176,080
City of Riverbank	233,800
City of Turlock	2,012,824
City of Waterford	172,428
Riverbank/Oakdale Transit Agency	470,857

Table 4 - Transportation Planning Agencies Annual Report - Fiscal Year 2001-02
Local Transportation Funds Schedule of Apportionments
by Areas of Apportionment

Area of Apportionment	Amounts
Stanislaus Council of Governments - Continued	
Stanislaus - Continued	
Stanislaus COG Administration	70,000
Stanislaus COG Planning	288,000
County of Stanislaus	3,359,379
Total	\$ 15,202,751
Tehama County Transportation Commission	
Tehama	
City of Corning	\$ 136,532
City of Red Bluff	266,134
City of Tehama	8,860
Planning and Administration	121,849
County of Tehama	724,344
Total	\$ 1,257,719
Trinity County Transportation Commission	
Trinity	
County of Trinity	\$ 156,757
Total	\$ 156,757
Tulare County Association of Governments	
Tulare	
City of Dinuba	\$ 360,341
City of Exeter	208,959
City of Farmersville	185,881
City of Lindsay	250,902
City of Porterville	854,257
City of Tulare	1,313,058
City of Visalia	2,356,437
City of Woodlake	170,000
County of Tulare	3,213,316
Total	\$ 8,913,151
Tuolumne County and Cities Planning Council	
Tuolumne	
City of Sonora	\$ 104,287
County of Tuolumne	1,293,423
Total	\$ 1,397,710
Ventura County Transportation Commission	
Ventura	
City of Camarillo	\$ 1,459,204
City of Fillmore	547,442
City of Moorpark	1,009,965
City of Ojai	388,561
City of Oxnard	6,560,891
City of Port Hueneme	752,589
City of San Buenaventura	4,321,598
City of Santa Paula	786,600
City of Simi Valley	2,564,030
City of Thousand Oaks	4,269,231
County Auditor	11,000

**Table 4 - Transportation Planning Agencies Annual Report - Fiscal Year 2001-02
 Local Transportation Funds Schedule of Apportionments
 by Areas of Apportionment**

Area of Apportionment	Amounts
Ventura County Transportation Commission - Continued	
Ventura - Continued	
Ventura County Transportation Commission	1,369,000
County of Ventura	3,159,889
Total	<u><u>\$ 27,200,000</u></u>
State Total	<u><u>\$ 1,120,420,512</u></u>

Table 5. Transportation Planning Agencies Annual Report — Fiscal Year 2001-02
Schedule of Allocations by Purpose Regarding the
Local Transportation Funds and State Transit Assistance Funds

	Metropolitan Transportation Commission			
	Alameda	Contra Costa	Marin	Napa
Local Transportation Fund Allocations				
Administration				
County Auditor PUC 99233.1	\$ 19,505	\$ 41,987	\$ 44,592	\$ 24,382
TPA PUC 99233.1	281,717	152,691	44,592	24,382
Planning				
PUC 99233.2	1,690,300	916,146	267,552	146,293
PUC 99233.5(a)	—	—	—	—
PUC 99233.5(b)	—	—	—	—
Pedestrian and Bicycle Facilities				
PUC 99233.3, 99234	2,159,037	682,290	—	21,500
Rail Service				
PUC 99233.4, 99234.9	—	—	—	—
Article 4.5				
Community Transit Services				
PUC 99233.7, 99275	304,330	—	—	209,328
Article 4				
Planning PUC 99262	—	—	—	—
Transit PUC 99260(a)	70,381,599	34,465,537	11,104,018	2,373,818
Joint Powers Agencies PUC 99260.7	—	—	—	—
Railroad Corporations PUC 99260.5(a)	—	—	—	—
Other	—	—	—	—
Article 8				
Streets and Roads PUC 99400(a)	—	—	—	—
Pedestrians and Bicycles PUC 99400(a)	—	—	—	—
General Public PUC 99400(c)	—	—	—	1,146,420
Elderly and Handicapped PUC 99400(c)	—	—	—	183,000
Planning Contributions PUC 99402	—	—	—	—
Multimodal Terminal PUC 99400.5	—	—	—	—
Other	—	—	—	294,710
Total LTF Allocations	<u>\$ 74,836,488</u>	<u>\$ 36,258,651</u>	<u>\$ 11,460,754</u>	<u>\$ 4,423,833</u>
State Transit Assistance Fund Allocations				
Article 4				
Operating Costs CCR 6730(a)	\$ 18,010,843	\$ 4,794,094	\$ —	\$ 273,596
Capital Costs CCR 6730(b)	2,234,497	540,457	—	—
Rail Services Subsidy CCR 6730(c)	—	—	—	—
Specialized Services CCR 6731(c)	801,281	463,756	225,976	56,475
Other	—	—	3,084,232	—
Article 8				
AMTRAK CCR 6731(a)	—	—	—	—
General Public CCR 6731(b)	—	—	—	—
Elderly and Handicapped CCR 6731(b)	—	—	—	—
Other	—	—	—	—
Other Allocations				
Other Allocations	—	—	—	—
Community Transit Services				
CCR 6730(d), 6731(d), and 6731.1	—	—	—	—
Total STAF Allocations	<u>\$ 21,046,621</u>	<u>\$ 5,798,307</u>	<u>\$ 3,310,208</u>	<u>\$ 330,071</u>

Table 5. Transportation Planning Agencies Annual Report — Fiscal Year 2001-02 — (continued)
Schedule of Allocations by Purpose Regarding the
Local Transportation Funds and State Transit Assistance Funds

	Metropolitan Transportation Commission — (continued)			
	San Francisco	San Mateo	Santa Clara	Solano
Local Transportation Fund Allocations				
Administration				
County Auditor PUC 99233.1	\$ 148,418	\$ 44,049	\$ 378,163	\$ 60,099
TPA PUC 99233.1	191,682	154,170	482,091	60,099
Planning				
PUC 99233.2	998,345	925,023	2,372,901	360,594
PUC 99233.5(a)	—	—	—	—
PUC 99233.5(b)	—	—	—	—
Pedestrian and Bicycle Facilities				
PUC 99233.3, 99234	—	1,111,850	2,069,786	346,000
Rail Service				
PUC 99233.4, 99234.9	—	—	—	—
Article 4.5				
Community Transit Services				
PUC 99233.7, 99275	—	—	—	—
Article 4				
Planning PUC 99262	—	—	—	—
Transit PUC 99260(a)	39,272,843	43,736,792	95,400,982	4,999,904
Joint Powers Agencies PUC 99260.7	—	—	—	—
Railroad Corporations PUC 99260.5(a)	—	—	—	—
Other	—	—	—	—
Article 8				
Streets and Roads PUC 99400(a)	—	—	—	916,795
Pedestrians and Bicycles PUC 99400(a)	—	—	—	825,900
General Public PUC 99400(c)	—	—	—	1,300,600
Elderly and Handicapped PUC 99400(c)	—	—	—	1,685,579
Planning Contributions PUC 99402	—	—	—	—
Multimodal Terminal PUC 99400.5	—	—	—	—
Other	—	—	—	4,971,908
Total LTF Allocations	<u>\$ 40,611,288</u>	<u>\$ 45,971,884</u>	<u>\$ 100,703,923</u>	<u>\$ 15,527,478</u>
State Transit Assistance Fund Allocations				
Article 4				
Operating Costs CCR 6730(a)	\$ 17,552,836	\$ 2,314,140	\$ 6,326,405	\$ —
Capital Costs CCR 6730(b)	—	2,569,600	—	—
Rail Services Subsidy CCR 6730(c)	—	—	—	—
Specialized Services CCR 6731(c)	—	—	676,718	—
Other	—	—	—	—
Article 8				
AMTRAK CCR 6731(a)	—	—	—	—
General Public CCR 6731(b)	—	—	—	—
Elderly and Handicapped CCR 6731(b)	—	—	—	595,966
Other	—	—	—	—
Other Allocations				
Other Allocations	—	—	—	—
Community Transit Services				
CCR 6730(d), 6731(d), and 6731.1	—	370,432	—	—
Total STAF Allocations	<u>\$ 17,552,836</u>	<u>\$ 5,254,172</u>	<u>\$ 7,003,123</u>	<u>\$ 595,966</u>

Table 5. Transportation Planning Agencies Annual Report — Fiscal Year 2001-02 — (continued)
Schedule of Allocations by Purpose Regarding the
Local Transportation Funds and State Transit Assistance Funds

	Metropolitan Transportation Commission — (continued)		Alpine County Transportation Commission	Amador County Transportation Commission
	Sonoma	Total		
Local Transportation Fund Allocations				
Administration				
County Auditor PUC 99233.1	\$ 20,000	\$ 781,195	\$ —	\$ —
TPA PUC 99233.1	85,619	1,477,043	—	18,000
Planning				
PUC 99233.2	513,714	8,190,868	—	—
PUC 99233.5(a)	—	—	—	—
PUC 99233.5(b)	—	—	—	—
Pedestrian and Bicycle Facilities				
PUC 99233.3, 99234	235,720	6,626,183	—	—
Rail Service				
PUC 99233.4, 99234.9	—	—	—	—
Article 4.5				
Community Transit Services				
PUC 99233.7, 99275	—	513,658	—	—
Article 4				
Planning PUC 99262	—	—	—	—
Transit PUC 99260(a)	15,085,385	316,820,878	—	815,360
Joint Powers Agencies PUC 99260.7	—	—	—	—
Railroad Corporations PUC 99260.5(a)	—	—	—	—
Other	—	—	—	—
Article 8				
Streets and Roads PUC 99400(a)	386,467	1,303,262	12,000	454,130
Pedestrians and Bicycles PUC 99400(a)	—	825,900	—	—
General Public PUC 99400(c)	937,511	3,384,531	—	—
Elderly and Handicapped PUC 99400(c)	753,167	2,621,746	—	—
Planning Contributions PUC 99402	—	—	—	—
Multimodal Terminal PUC 99400.5	—	—	—	—
Other	—	5,266,618	—	—
Total LTF Allocations	\$ 18,017,583	\$ 347,811,882	\$ 12,000	\$ 1,287,490
State Transit Assistance Fund Allocations				
Article 4				
Operating Costs CCR 6730(a)	\$ —	\$ 49,271,914	\$ —	\$ —
Capital Costs CCR 6730(b)	—	5,344,554	—	—
Rail Services Subsidy CCR 6730(c)	—	—	—	—
Specialized Services CCR 6731(c)	—	2,224,206	—	—
Other	—	3,084,232	—	—
Article 8				
AMTRAK CCR 6731(a)	—	—	—	—
General Public CCR 6731(b)	—	—	—	—
Elderly and Handicapped CCR 6731(b)	819,895	1,415,861	—	—
Other	—	—	—	—
Other Allocations				
Other Allocations	—	—	—	—
Community Transit Services				
CCR 6730(d), 6731(d), and 6731.1	—	370,432	—	—
Total STAF Allocations	\$ 819,895	\$ 61,711,199	\$ —	\$ —

Table 5. Transportation Planning Agencies Annual Report — Fiscal Year 2001-02 — (continued)
Schedule of Allocations by Purpose Regarding the
Local Transportation Funds and State Transit Assistance Funds

	Butte County Association of Governments	Calaveras County Local Transportation Commission	Colusa County Local Transportation Commission	Del Norte County Local Transportation Commission
Local Transportation Fund Allocations				
Administration				
County Auditor PUC 99233.1	\$ —	\$ —	\$ —	\$ —
TPA PUC 99233.1	130,000	66,494	445	24,607
Planning				
PUC 99233.2	—	—	—	—
PUC 99233.5(a)	—	—	—	—
PUC 99233.5(b)	—	—	—	—
Pedestrian and Bicycle Facilities				
PUC 99233.3, 99234	—	12,017	—	—
Rail Service				
PUC 99233.4, 99234.9	—	—	—	—
Article 4.5				
Community Transit Services				
PUC 99233.7, 99275	—	—	—	25,108
Article 4				
Planning PUC 99262	780,043	—	—	—
Transit PUC 99260(a)	791,458	—	459,957	—
Joint Powers Agencies PUC 99260.7	563,906	—	—	—
Railroad Corporations PUC 99260.5(a)	—	—	—	—
Other	—	—	—	—
Article 8				
Streets and Roads PUC 99400(a)	34,647	522,354	70,212	—
Pedestrians and Bicycles PUC 99400(a)	235,945	—	—	—
General Public PUC 99400(c)	1,366,020	—	—	417,798
Elderly and Handicapped PUC 99400(c)	—	—	—	—
Planning Contributions PUC 99402	1,346,439	—	—	—
Multimodal Terminal PUC 99400.5	—	—	—	—
Other	220,486	—	—	—
Total LTF Allocations	\$ 5,468,944	\$ 600,865	\$ 530,614	\$ 467,513
State Transit Assistance Fund Allocations				
Article 4				
Operating Costs CCR 6730(a)	\$ —	\$ —	\$ 22,880	\$ —
Capital Costs CCR 6730(b)	—	—	—	—
Rail Services Subsidy CCR 6730(c)	—	—	—	—
Specialized Services CCR 6731(c)	—	—	—	—
Other	—	—	—	—
Article 8				
AMTRAK CCR 6731(a)	—	—	—	—
General Public CCR 6731(b)	312,274	109,232	—	109,269
Elderly and Handicapped CCR 6731(b)	—	—	—	—
Other	—	—	—	—
Other Allocations				
Other Allocations	—	—	—	—
Community Transit Services				
CCR 6730(d), 6731(d), and 6731.1	—	—	—	—
Total STAF Allocations	\$ 312,274	\$ 109,232	\$ 22,880	\$ 109,269

Table 5. Transportation Planning Agencies Annual Report — Fiscal Year 2001-02 — (continued)
Schedule of Allocations by Purpose Regarding the
Local Transportation Funds and State Transit Assistance Funds

	El Dorado County Local Transportation Commission		Tahoe Regional Planning Agency		
			El Dorado	Placer	Total
Local Transportation Fund Allocations					
Administration					
County Auditor PUC 99233.1	\$	3,156	\$	844	\$
TPA PUC 99233.1		262,862	\$	9,500	\$
					1,066
			15,500	25,000	25,000
Planning					
PUC 99233.2		95,643	22,500	14,000	36,500
PUC 99233.5(a)		—	—	—	—
PUC 99233.5(b)		—	—	—	—
Pedestrian and Bicycle Facilities					
PUC 99233.3, 99234		—	—	—	—
Rail Service					
PUC 99233.4, 99234.9		—	—	—	—
Article 4.5					
Community Transit Services					
PUC 99233.7, 99275		—	—	—	—
Article 4					
Planning PUC 99262		—	—	—	—
Transit PUC 99260(a)		1,881,545	842,930	585,603	1,428,533
Joint Powers Agencies PUC 99260.7		—	—	—	—
Railroad Corporations PUC 99260.5(a)		—	—	—	—
Other		—	—	—	—
Article 8					
Streets and Roads PUC 99400(a)		891,084	—	—	—
Pedestrians and Bicycles PUC 99400(a)		—	—	—	—
General Public PUC 99400(c)		—	—	—	—
Elderly and Handicapped PUC 99400(c)		—	—	—	—
Planning Contributions PUC 99402		—	—	—	—
Multimodal Terminal PUC 99400.5		—	—	—	—
Other		—	—	—	—
Total LTF Allocations	\$	3,134,290	\$	881,774	\$
			\$	609,325	\$
					1,491,099
State Transit Assistance Fund Allocations					
Article 4					
Operating Costs CCR 6730(a)	\$	510,892	\$	—	\$
Capital Costs CCR 6730(b)		—	\$	96,783	\$
					96,783
Rail Services Subsidy CCR 6730(c)		—	—	—	—
Specialized Services CCR 6731(c)		—	—	—	—
Other		—	—	—	—
Article 8					
AMTRAK CCR 6731(a)		—	—	—	—
General Public CCR 6731(b)		—	—	—	—
Elderly and Handicapped CCR 6731(b)		—	—	—	—
Other		—	—	—	—
Other Allocations					
Other Allocations		—	—	—	—
Community Transit Services					
CCR 6730(d), 6731(d), and 6731.1		—	—	—	—
Total STAF Allocations	\$	510,892	\$	96,783	\$
			\$	96,783	\$
					96,783

Table 5. Transportation Planning Agencies Annual Report — Fiscal Year 2001-02 — (continued)
Schedule of Allocations by Purpose Regarding the
Local Transportation Funds and State Transit Assistance Funds

	Fresno County Council of Governments	Glenn County Local Transportation Commission	Humboldt County Association of Governments	Imperial Valley Association of Governments
Local Transportation Fund Allocations				
Administration				
County Auditor PUC 99233.1	\$ —	\$ —	\$ —	\$ 13,000
TPA PUC 99233.1	—	—	142,200	25,000
Planning				
PUC 99233.2	—	—	—	—
PUC 99233.5(a)	—	—	—	—
PUC 99233.5(b)	—	—	—	—
Pedestrian and Bicycle Facilities				
PUC 99233.3, 99234	403,560	—	—	136,500
Rail Service				
PUC 99233.4, 99234.9	—	—	—	—
Article 4.5				
Community Transit Services				
PUC 99233.7, 99275	988,722	—	—	—
Article 4				
Planning PUC 99262	—	—	—	—
Transit PUC 99260(a)	13,539,903	—	1,849,522	—
Joint Powers Agencies PUC 99260.7	—	—	395,732	—
Railroad Corporations PUC 99260.5(a)	—	—	—	—
Other	—	—	—	—
Article 8				
Streets and Roads PUC 99400(a)	5,941,036	577,812	1,077,921	2,118,173
Pedestrians and Bicycles PUC 99400(a)	—	—	5,235	81,849
General Public PUC 99400(c)	—	232,878	2,500	959,458
Elderly and Handicapped PUC 99400(c)	—	319,000	—	564,298
Planning Contributions PUC 99402	563,572	30,014	—	—
Multimodal Terminal PUC 99400.5	—	—	—	—
Other	—	—	—	336,879
Total LTF Allocations	\$ 21,436,793	\$ 1,159,704	\$ 3,473,110	\$ 4,235,157
State Transit Assistance Fund Allocations				
Article 4				
Operating Costs CCR 6730(a)	\$ 14,234	\$ —	\$ —	\$ 215,000
Capital Costs CCR 6730(b)	—	—	112,870	—
Rail Services Subsidy CCR 6730(c)	—	—	—	—
Specialized Services CCR 6731(c)	—	—	—	—
Other	—	—	—	—
Article 8				
AMTRAK CCR 6731(a)	—	—	—	—
General Public CCR 6731(b)	637,893	—	—	—
Elderly and Handicapped CCR 6731(b)	—	81,786	—	—
Other	—	—	—	—
Other Allocations				
Other Allocations	—	—	—	—
Community Transit Services				
CCR 6730(d), 6731(d), and 6731.1	—	—	—	—
Total STAF Allocations	\$ 652,127	\$ 81,786	\$ 112,870	\$ 215,000

Table 5. Transportation Planning Agencies Annual Report — Fiscal Year 2001-02 — (continued)
Schedule of Allocations by Purpose Regarding the
Local Transportation Funds and State Transit Assistance Funds

	Inyo County Local Transportation Commission	Kern Council of Governments	Kings County Association of Governments	Lake County/City Council of Governments
Local Transportation Fund Allocations				
Administration				
County Auditor PUC 99233.1	\$ —	\$ —	\$ —	\$ —
TPA PUC 99233.1	23,212	231,161	—	42,000
Planning				
PUC 99233.2	—	—	—	—
PUC 99233.5(a)	—	—	—	—
PUC 99233.5(b)	—	—	—	—
Pedestrian and Bicycle Facilities				
PUC 99233.3, 99234	—	702,383	—	45,530
Rail Service				
PUC 99233.4, 99234.9	—	—	—	—
Article 4.5				
Community Transit Services				
PUC 99233.7, 99275	24,800	460,059	—	—
Article 4				
Planning PUC 99262	—	297,519	—	947,217
Transit PUC 99260(a)	—	11,378,331	1,924,921	—
Joint Powers Agencies PUC 99260.7	—	—	—	—
Railroad Corporations PUC 99260.5(a)	—	—	—	—
Other	—	1,973,536	—	—
Article 8				
Streets and Roads PUC 99400(a)	—	4,144,484	392,273	—
Pedestrians and Bicycles PUC 99400(a)	—	—	—	—
General Public PUC 99400(c)	758,526	275,113	54,000	168,023
Elderly and Handicapped PUC 99400(c)	—	—	—	—
Planning Contributions PUC 99402	—	—	13,000	—
Multimodal Terminal PUC 99400.5	—	—	—	—
Other	—	—	—	—
Total LTF Allocations	\$ 806,538	\$ 19,462,586	\$ 2,384,194	\$ 1,202,770
State Transit Assistance Fund Allocations				
Article 4				
Operating Costs CCR 6730(a)	\$ —	\$ 1,385,972	\$ 216,712	\$ —
Capital Costs CCR 6730(b)	—	409,003	—	—
Rail Services Subsidy CCR 6730(c)	—	—	—	—
Specialized Services CCR 6731(c)	—	—	—	—
Other	—	—	—	—
Article 8				
AMTRAK CCR 6731(a)	—	—	—	—
General Public CCR 6731(b)	50,205	—	—	—
Elderly and Handicapped CCR 6731(b)	—	—	—	—
Other	—	—	—	—
Other Allocations				
Other Allocations	—	—	—	180,000
Community Transit Services				
CCR 6730(d), 6731(d), and 6731.1	—	—	—	—
Total STAF Allocations	\$ 50,205	\$ 1,794,975	\$ 216,712	\$ 180,000

Table 5. Transportation Planning Agencies Annual Report — Fiscal Year 2001-02 — (continued)
Schedule of Allocations by Purpose Regarding the
Local Transportation Funds and State Transit Assistance Funds

	Lassen County Local Transportation Commission	Los Angeles County Metropolitan Transportation Authority	Madera County Local Transportation Commission	Mariposa County Local Transportation Commission
Local Transportation Fund Allocations				
Administration				
County Auditor PUC 99233.1	\$ —	\$ 64,000	\$ —	\$ —
TPA PUC 99233.1	62,210	5,321,400	70,000	30,200
Planning				
PUC 99233.2	—	614,600	—	—
PUC 99233.5(a)	—	—	—	—
PUC 99233.5(b)	—	—	—	—
Pedestrian and Bicycle Facilities				
PUC 99233.3, 99234	—	5,436,083	43,500	6,000
Rail Service				
PUC 99233.4, 99234.9	—	—	—	—
Article 4.5				
Community Transit Services				
PUC 99233.7, 99275	—	—	—	210,828
Article 4				
Planning PUC 99262	—	—	—	—
Transit PUC 99260(a)	—	255,353,587	—	—
Joint Powers Agencies PUC 99260.7	—	—	—	—
Railroad Corporations PUC 99260.5(a)	—	—	—	—
Other	—	—	—	—
Article 8				
Streets and Roads PUC 99400(a)	—	6,997,374	1,645,948	85,624
Pedestrians and Bicycles PUC 99400(a)	—	—	—	—
General Public PUC 99400(c)	566,481	7,516,960	485,545	—
Elderly and Handicapped PUC 99400(c)	—	—	—	—
Planning Contributions PUC 99402	—	—	—	—
Multimodal Terminal PUC 99400.5	—	—	—	—
Other	—	—	—	—
Total LTF Allocations	\$ 628,691	\$ 281,304,004	\$ 2,244,993	\$ 332,652
State Transit Assistance Fund Allocations				
Article 4				
Operating Costs CCR 6730(a)	\$ —	\$ —	\$ —	\$ 46,592
Capital Costs CCR 6730(b)	—	25,989,624	—	—
Rail Services Subsidy CCR 6730(c)	—	27,221,000	—	—
Specialized Services CCR 6731(c)	—	—	—	—
Other	—	—	—	—
Article 8				
AMTRAK CCR 6731(a)	—	—	—	—
General Public CCR 6731(b)	—	—	187,453	—
Elderly and Handicapped CCR 6731(b)	—	—	—	—
Other	—	—	—	—
Other Allocations				
Other Allocations	—	—	—	—
Community Transit Services				
CCR 6730(d), 6731(d), and 6731.1	—	—	—	—
Total STAF Allocations	\$ —	\$ 53,210,624	\$ 187,453	\$ 46,592

Table 5. Transportation Planning Agencies Annual Report — Fiscal Year 2001-02 — (continued)
Schedule of Allocations by Purpose Regarding the
Local Transportation Funds and State Transit Assistance Funds

	Mendocino Council of Governments	Merced County Association of Governments	Modoc County Local Transportation Commission	Mono County Local Transportation Commission
Local Transportation Fund Allocations				
Administration				
County Auditor PUC 99233.1	\$ —	\$ 2,200	\$ —	\$ —
TPA PUC 99233.1	215,347	—	123,643	10,000
Planning				
PUC 99233.2	—	—	—	—
PUC 99233.5(a)	—	—	—	—
PUC 99233.5(b)	—	—	—	—
Pedestrian and Bicycle Facilities				
PUC 99233.3, 99234	—	—	—	—
Rail Service				
PUC 99233.4, 99234.9	—	—	—	—
Article 4.5				
Community Transit Services				
PUC 99233.7, 99275	—	—	—	—
Article 4				
Planning PUC 99262	—	—	—	—
Transit PUC 99260(a)	1,892,513	2,186,848	—	—
Joint Powers Agencies PUC 99260.7	—	—	—	—
Railroad Corporations PUC 99260.5(a)	—	—	—	—
Other	—	—	—	—
Article 8				
Streets and Roads PUC 99400(a)	—	2,471,252	—	—
Pedestrians and Bicycles PUC 99400(a)	12,156	—	—	—
General Public PUC 99400(c)	—	—	45,995	388,423
Elderly and Handicapped PUC 99400(c)	420,692	—	—	—
Planning Contributions PUC 99402	—	152,200	—	—
Multimodal Terminal PUC 99400.5	—	—	—	—
Other	43,000	—	—	—
Total LTF Allocations	\$ 2,583,708	\$ 4,812,500	\$ 169,638	\$ 398,423
State Transit Assistance Fund Allocations				
Article 4				
Operating Costs CCR 6730(a)	\$ —	\$ —	\$ —	\$ —
Capital Costs CCR 6730(b)	240,748	—	—	—
Rail Services Subsidy CCR 6730(c)	—	—	—	—
Specialized Services CCR 6731(c)	—	—	—	—
Other	—	—	—	—
Article 8				
AMTRAK CCR 6731(a)	—	—	—	—
General Public CCR 6731(b)	—	558,325	20,199	39,136
Elderly and Handicapped CCR 6731(b)	—	—	—	—
Other	—	—	—	—
Other Allocations				
Other Allocations	—	—	—	—
Community Transit Services				
CCR 6730(d), 6731(d), and 6731.1	—	—	—	—
Total STAF Allocations	\$ 240,748	\$ 558,325	\$ 20,199	\$ 39,136

Table 5. Transportation Planning Agencies Annual Report — Fiscal Year 2001-02 — (continued)
Schedule of Allocations by Purpose Regarding the
Local Transportation Funds and State Transit Assistance Funds

	Transportation Agency for Monterey County	Nevada County Local Transportation Commission	Orange County Transportation Authority	Placer County Local Transportation Commission
Local Transportation Fund Allocations				
Administration				
County Auditor PUC 99233.1	\$ —	\$ —	\$ 2,406	\$ 5,250
TPA PUC 99233.1	908,485	199,356	91,569	180,000
Planning				
PUC 99233.2	—	—	1,848,896	502,883
PUC 99233.5(a)	—	—	—	—
PUC 99233.5(b)	—	—	—	—
Pedestrian and Bicycle Facilities				
PUC 99233.3, 99234	1,058,612	—	1,142,300	—
Rail Service				
PUC 99233.4, 99234.9	—	—	—	—
Article 4.5				
Community Transit Services				
PUC 99233.7, 99275	—	113,000	3,733,076	661,688
Article 4				
Planning PUC 99262	—	—	—	—
Transit PUC 99260(a)	7,046,083	765,509	67,715,154	6,619,237
Joint Powers Agencies PUC 99260.7	1,356,822	—	—	—
Railroad Corporations PUC 99260.5(a)	—	—	—	—
Other	—	—	—	—
Article 8				
Streets and Roads PUC 99400(a)	4,434,743	14,600	—	5,258,860
Pedestrians and Bicycles PUC 99400(a)	—	49,200	—	21,781
General Public PUC 99400(c)	17,183	1,481,960	—	180,386
Elderly and Handicapped PUC 99400(c)	95,117	—	—	—
Planning Contributions PUC 99402	—	—	—	—
Multimodal Terminal PUC 99400.5	—	—	—	—
Other	—	—	—	10,702
Total LTF Allocations	\$ 14,917,045	\$ 2,623,625	\$ 74,533,401	\$ 13,440,787
State Transit Assistance Fund Allocations				
Article 4				
Operating Costs CCR 6730(a)	\$ —	\$ 217,478	\$ 9,321,375	\$ 116,183
Capital Costs CCR 6730(b)	552,990	—	—	—
Rail Services Subsidy CCR 6730(c)	—	—	—	—
Specialized Services CCR 6731(c)	58,514	—	—	—
Other	—	—	—	—
Article 8				
AMTRAK CCR 6731(a)	—	—	—	—
General Public CCR 6731(b)	—	—	—	—
Elderly and Handicapped CCR 6731(b)	—	—	—	—
Other	—	—	—	—
Other Allocations				
Other Allocations	—	—	—	—
Community Transit Services				
CCR 6730(d), 6731(d), and 6731.1	—	—	—	31,639
Total STAF Allocations	\$ 611,504	\$ 217,478	\$ 9,321,375	\$ 147,822

Table 5. Transportation Planning Agencies Annual Report — Fiscal Year 2001-02 — (continued)
Schedule of Allocations by Purpose Regarding the
Local Transportation Funds and State Transit Assistance Funds

	Plumas County Local Transportation Commission	Riverside County Transportation Commission	Sacramento Area Council of Governments	
			Sacramento	Sutter
Local Transportation Fund Allocations				
Administration				
County Auditor PUC 99233.1	\$ —	\$ 12,000	\$ 13,500	\$ 1,900
TPA PUC 99233.1	—	500,000	475,513	27,785
Planning				
PUC 99233.2	—	1,665,356	—	—
PUC 99233.5(a)	—	—	—	—
PUC 99233.5(b)	—	—	—	—
Pedestrian and Bicycle Facilities				
PUC 99233.3, 99234	—	2,019,140	948,220	—
Rail Service				
PUC 99233.4, 99234.9	—	—	—	—
Article 4.5				
Community Transit Services				
PUC 99233.7, 99275	—	—	1,814,542	—
Article 4				
Planning PUC 99262	—	—	992,026	—
Transit PUC 99260(a)	—	42,749,104	34,377,273	483,375
Joint Powers Agencies PUC 99260.7	—	—	—	—
Railroad Corporations PUC 99260.5(a)	—	—	—	—
Other	—	—	—	—
Article 8				
Streets and Roads PUC 99400(a)	—	1,256,188	1,087,930	2,223,954
Pedestrians and Bicycles PUC 99400(a)	—	—	—	—
General Public PUC 99400(c)	471,991	—	7,414,554	—
Elderly and Handicapped PUC 99400(c)	—	—	—	—
Planning Contributions PUC 99402	—	—	164,756	62,986
Multimodal Terminal PUC 99400.5	—	—	—	—
Other	—	—	611,686	—
Total LTF Allocations	\$ 471,991	\$ 48,201,788	\$ 47,900,000	\$ 2,800,000
State Transit Assistance Fund Allocations				
Article 4				
Operating Costs CCR 6730(a)	\$ —	\$ 571,000	\$ —	\$ 234,569
Capital Costs CCR 6730(b)	—	3,041,000	4,481,044	154,407
Rail Services Subsidy CCR 6730(c)	—	—	—	—
Specialized Services CCR 6731(c)	—	—	—	—
Other	—	—	—	—
Article 8				
AMTRAK CCR 6731(a)	—	—	—	—
General Public CCR 6731(b)	—	—	93,718	—
Elderly and Handicapped CCR 6731(b)	—	—	—	—
Other	—	—	—	—
Other Allocations				
Other Allocations	—	—	—	—
Community Transit Services				
CCR 6730(d), 6731(d), and 6731.1	—	—	—	—
Total STAF Allocations	\$ —	\$ 3,612,000	\$ 4,574,762	\$ 388,976

Table 5. Transportation Planning Agencies Annual Report — Fiscal Year 2001-02 — (continued)
Schedule of Allocations by Purpose Regarding the
Local Transportation Funds and State Transit Assistance Funds

	Sacramento Area Council of Governments — (continued)			Council of San Benito County Governments
	Yolo	Yuba	Total	
Local Transportation Fund Allocations				
Administration				
County Auditor PUC 99233.1	\$ 5,000	\$ 750	\$ 21,150	\$ —
TPA PUC 99233.1	81,806	8,961	594,065	159,140
Planning				
PUC 99233.2	—	—	—	—
PUC 99233.5(a)	—	—	—	—
PUC 99233.5(b)	—	—	—	—
Pedestrian and Bicycle Facilities				
PUC 99233.3, 99234	—	—	948,220	—
Rail Service				
PUC 99233.4, 99234.9	—	—	—	—
Article 4.5				
Community Transit Services				
PUC 99233.7, 99275	—	—	1,814,542	—
Article 4				
Planning PUC 99262	89,189	—	1,081,215	—
Transit PUC 99260(a)	293,508	366,275	35,520,431	1,293,469
Joint Powers Agencies PUC 99260.7	—	—	—	—
Railroad Corporations PUC 99260.5(a)	—	—	—	—
Other	—	—	—	—
Article 8				
Streets and Roads PUC 99400(a)	4,457,886	504,199	8,273,969	—
Pedestrians and Bicycles PUC 99400(a)	—	—	—	—
General Public PUC 99400(c)	3,017,029	—	10,431,583	—
Elderly and Handicapped PUC 99400(c)	—	—	—	—
Planning Contributions PUC 99402	137,189	22,936	387,867	—
Multimodal Terminal PUC 99400.5	—	—	—	—
Other	161,694	—	773,380	—
Total LTF Allocations	\$ 8,243,301	\$ 903,121	\$ 59,846,422	\$ 1,452,609
State Transit Assistance Fund Allocations				
Article 4				
Operating Costs CCR 6730(a)	\$ —	\$ —	\$ 234,569	\$ —
Capital Costs CCR 6730(b)	43,334	—	4,678,785	—
Rail Services Subsidy CCR 6730(c)	—	—	—	—
Specialized Services CCR 6731(c)	—	—	—	—
Other	—	—	—	—
Article 8				
AMTRAK CCR 6731(a)	—	—	—	—
General Public CCR 6731(b)	59,430	—	153,148	—
Elderly and Handicapped CCR 6731(b)	—	—	—	—
Other	—	—	—	—
Other Allocations				
Other Allocations	—	—	—	—
Community Transit Services				
CCR 6730(d), 6731(d), and 6731.1	—	—	—	—
Total STAF Allocations	\$ 102,764	\$ —	\$ 5,066,502	\$ —

Table 5. Transportation Planning Agencies Annual Report — Fiscal Year 2001-02 — (continued)
Schedule of Allocations by Purpose Regarding the
Local Transportation Funds and State Transit Assistance Funds

	San Bernardino Associated Governments	San Diego Association of Governments	San Diego Metropolitan Transit Development Board	San Joaquin County Council of Governments
Local Transportation Fund Allocations				
Administration				
County Auditor PUC 99233.1	\$ 15,000	\$ 36,000	\$ —	\$ 2,000
TPA PUC 99233.1	252,000	2,287,297	—	133,000
Planning				
PUC 99233.2	1,547,100	—	—	—
PUC 99233.5(a)	—	—	—	—
PUC 99233.5(b)	—	6,738,750	—	—
Pedestrian and Bicycle Facilities				
PUC 99233.3, 99234	786,860	8,055,727	—	498,880
Rail Service				
PUC 99233.4, 99234.9	—	—	—	—
Article 4.5				
Community Transit Services				
PUC 99233.7, 99275	—	4,599,326	—	—
Article 4				
Planning PUC 99262	—	—	—	601,979
Transit PUC 99260(a)	34,508,750	103,655,487	—	11,451,582
Joint Powers Agencies PUC 99260.7	—	—	—	—
Railroad Corporations PUC 99260.5(a)	—	—	—	—
Other	—	—	—	—
Article 8				
Streets and Roads PUC 99400(a)	5,049,524	—	—	4,008,672
Pedestrians and Bicycles PUC 99400(a)	—	—	—	—
General Public PUC 99400(c)	5,931,650	—	—	1,547,003
Elderly and Handicapped PUC 99400(c)	—	—	—	—
Planning Contributions PUC 99402	—	—	—	—
Multimodal Terminal PUC 99400.5	—	768,905	—	—
Other	—	1,389,304	—	1,520,865
Total LTF Allocations	\$ 48,090,884	\$ 127,530,796	\$ —	\$ 19,763,981
State Transit Assistance Fund Allocations				
Article 4				
Operating Costs CCR 6730(a)	\$ —	\$ —	\$ 8,220,891	\$ 715,012
Capital Costs CCR 6730(b)	3,735,728	3,028,646	—	—
Rail Services Subsidy CCR 6730(c)	—	—	—	—
Specialized Services CCR 6731(c)	—	—	—	—
Other	—	—	—	—
Article 8				
AMTRAK CCR 6731(a)	—	—	—	—
General Public CCR 6731(b)	571,322	—	—	—
Elderly and Handicapped CCR 6731(b)	—	—	—	—
Other	—	—	—	—
Other Allocations				
Other Allocations	—	—	—	—
Community Transit Services				
CCR 6730(d), 6731(d), and 6731.1	—	—	—	—
Total STAF Allocations	\$ 4,307,050	\$ 3,028,646	\$ 8,220,891	\$ 715,012

Table 5. Transportation Planning Agencies Annual Report — Fiscal Year 2001-02 — (continued)
Schedule of Allocations by Purpose Regarding the
Local Transportation Funds and State Transit Assistance Funds

	San Luis Obispo Area Council of Governments	Santa Barbara County Association of Governments	Santa Cruz County Transportation Commission	Shasta County Regional Transportation Planning Agency
Local Transportation Fund Allocations				
Administration				
County Auditor PUC 99233.1	\$ —	\$ 1,800	\$ —	\$ —
TPA PUC 99233.1	—	248,611	415,900	203,884
Planning				
PUC 99233.2	—	—	—	—
PUC 99233.5(a)	—	—	—	—
PUC 99233.5(b)	—	—	—	—
Pedestrian and Bicycle Facilities				
PUC 99233.3, 99234	151,088	253,647	—	—
Rail Service				
PUC 99233.4, 99234.9	—	—	—	—
Article 4.5				
Community Transit Services				
PUC 99233.7, 99275	292,132	507,034	—	255,458
Article 4				
Planning PUC 99262	—	—	—	—
Transit PUC 99260(a)	3,936,805	8,073,928	6,032,917	2,410,090
Joint Powers Agencies PUC 99260.7	—	—	—	—
Railroad Corporations PUC 99260.5(a)	—	—	—	—
Other	338,136	—	4,200	165,650
Article 8				
Streets and Roads PUC 99400(a)	2,721,531	4,340,181	—	3,116,159
Pedestrians and Bicycles PUC 99400(a)	—	—	218,228	—
General Public PUC 99400(c)	—	—	2,500	48,301
Elderly and Handicapped PUC 99400(c)	8,000	—	669,554	30,000
Planning Contributions PUC 99402	515,600	—	393,252	—
Multimodal Terminal PUC 99400.5	—	—	—	—
Other	206,708	—	—	—
Total LTF Allocations	\$ 8,170,000	\$ 13,425,201	\$ 7,736,551	\$ 6,229,542
State Transit Assistance Fund Allocations				
Article 4				
Operating Costs CCR 6730(a)	\$ 516,334	\$ —	\$ 1,436,436	\$ 362,130
Capital Costs CCR 6730(b)	—	678,789	—	—
Rail Services Subsidy CCR 6730(c)	—	—	—	—
Specialized Services CCR 6731(c)	—	—	—	—
Other	—	—	—	—
Article 8				
AMTRAK CCR 6731(a)	—	—	—	—
General Public CCR 6731(b)	—	3,472	—	—
Elderly and Handicapped CCR 6731(b)	—	—	—	—
Other	—	—	—	—
Other Allocations				
Other Allocations	—	100,000	—	—
Community Transit Services				
CCR 6730(d), 6731(d), and 6731.1	—	35,011	—	—
Total STAF Allocations	\$ 516,334	\$ 817,272	\$ 1,436,436	\$ 362,130

Table 5. Transportation Planning Agencies Annual Report — Fiscal Year 2001-02 — (continued)
Schedule of Allocations by Purpose Regarding the
Local Transportation Funds and State Transit Assistance Funds

	Sierra County Local Transportation Commission	Siskiyou County Local Transportation Commission	Stanislaus Council of Governments	Tehama County Transportation Commission
Local Transportation Fund Allocations				
Administration				
County Auditor PUC 99233.1	\$ —	\$ —	\$ —	\$ —
TPA PUC 99233.1	—	32,573	70,000	121,849
Planning				
PUC 99233.2	—	—	—	—
PUC 99233.5(a)	—	—	—	—
PUC 99233.5(b)	—	—	—	—
Pedestrian and Bicycle Facilities				
PUC 99233.3, 99234	—	—	280,840	—
Rail Service				
PUC 99233.4, 99234.9	—	—	38,632	—
Article 4.5				
Community Transit Services				
PUC 99233.7, 99275	—	—	—	—
Article 4				
Planning PUC 99262	—	—	6,218,064	—
Transit PUC 99260(a)	—	419,999	—	—
Joint Powers Agencies PUC 99260.7	—	—	—	—
Railroad Corporations PUC 99260.5(a)	—	—	—	—
Other	—	—	—	—
Article 8				
Streets and Roads PUC 99400(a)	—	481,517	6,958,546	662,947
Pedestrians and Bicycles PUC 99400(a)	—	—	—	—
General Public PUC 99400(c)	84,878	—	1,348,669	434,137
Elderly and Handicapped PUC 99400(c)	—	—	—	38,786
Planning Contributions PUC 99402	—	—	288,000	—
Multimodal Terminal PUC 99400.5	—	—	—	—
Other	—	—	—	—
Total LTF Allocations	\$ 84,878	\$ 934,089	\$ 15,202,751	\$ 1,257,719
State Transit Assistance Fund Allocations				
Article 4				
Operating Costs CCR 6730(a)	\$ —	\$ 139,097	\$ 5,528	\$ —
Capital Costs CCR 6730(b)	—	—	—	—
Rail Services Subsidy CCR 6730(c)	—	—	—	—
Specialized Services CCR 6731(c)	—	—	—	—
Other	—	—	—	—
Article 8				
AMTRAK CCR 6731(a)	—	—	—	—
General Public CCR 6731(b)	—	—	—	151,701
Elderly and Handicapped CCR 6731(b)	—	—	—	1
Other	—	—	—	—
Other Allocations				
Other Allocations	—	—	—	—
Community Transit Services				
CCR 6730(d), 6731(d), and 6731.1	—	—	—	—
Total STAF Allocations	\$ —	\$ 139,097	\$ 5,528	\$ 151,702

Table 5. Transportation Planning Agencies Annual Report — Fiscal Year 2001-02 — (continued)
Schedule of Allocations by Purpose Regarding the
Local Transportation Funds and State Transit Assistance Funds

	Trinity County Transportation Commission	Tulare County Association of Governments	Tuolumne County and Cities Planning Council	Ventura County Transportation Commission
Local Transportation Fund Allocations				
Administration				
County Auditor PUC 99233.1	\$ —	\$ —	\$ —	\$ 11,000
TPA PUC 99233.1	52,215	—	48,736	425,000
Planning				
PUC 99233.2	—	—	—	544,000
PUC 99233.5(a)	—	—	—	—
PUC 99233.5(b)	—	—	—	—
Pedestrian and Bicycle Facilities				
PUC 99233.3, 99234	—	—	76,428	524,400
Rail Service				
PUC 99233.4, 99234.9	—	—	—	400,000
Article 4.5				
Community Transit Services				
PUC 99233.7, 99275	—	—	—	—
Article 4				
Planning PUC 99262	—	179,391	—	—
Transit PUC 99260(a)	135,000	4,632,037	—	5,041,207
Joint Powers Agencies PUC 99260.7	—	—	—	—
Railroad Corporations PUC 99260.5(a)	—	—	—	—
Other	—	—	—	—
Article 8				
Streets and Roads PUC 99400(a)	43,579	3,842,699	662,799	16,997,723
Pedestrians and Bicycles PUC 99400(a)	—	—	—	—
General Public PUC 99400(c)	—	—	609,747	3,256,670
Elderly and Handicapped PUC 99400(c)	10,000	—	—	—
Planning Contributions PUC 99402	—	75,277	—	—
Multimodal Terminal PUC 99400.5	—	—	—	—
Other	—	—	—	—
Total LTF Allocations	\$ 240,794	\$ 8,729,404	\$ 1,397,710	\$ 27,200,000
State Transit Assistance Fund Allocations				
Article 4				
Operating Costs CCR 6730(a)	\$ —	\$ —	\$ 146,986	\$ —
Capital Costs CCR 6730(b)	—	—	—	—
Rail Services Subsidy CCR 6730(c)	—	—	—	—
Specialized Services CCR 6731(c)	—	—	—	—
Other	—	—	—	—
Article 8				
AMTRAK CCR 6731(a)	—	—	—	—
General Public CCR 6731(b)	—	—	—	—
Elderly and Handicapped CCR 6731(b)	—	—	—	—
Other	—	—	—	—
Other Allocations				
Other Allocations	—	—	—	84,326
Community Transit Services				
CCR 6730(d), 6731(d), and 6731.1	—	—	—	—
Total STAF Allocations	\$ —	\$ —	\$ 146,986	\$ 84,326

Table 5. Transportation Planning Agencies Annual Report — Fiscal Year 2001-02 — (continued)
Schedule of Allocations by Purpose Regarding the
Local Transportation Funds and State Transit Assistance Funds

	State Total
Local Transportation Fund Allocations	
Administration	
County Auditor PUC 99233.1	\$ 971,223
TPA PUC 99233.1	15,224,504
Planning	
PUC 99233.2	15,045,846
PUC 99233.5(a)	—
PUC 99233.5(b)	6,738,750
Pedestrian and Bicycle Facilities	
PUC 99233.3, 99234	29,207,898
Rail Service	
PUC 99233.4, 99234.9	438,632
Article 4.5	
Community Transit Services	
PUC 99233.7, 99275	14,199,431
Article 4	
Planning PUC 99262	10,105,428
Transit PUC 99260(a)	952,330,145
Joint Powers Agencies PUC 99260.7	2,316,460
Railroad Corporations PUC 99260.5(a)	—
Other	2,481,522
Article 8	
Streets and Roads PUC 99400(a)	96,863,823
Pedestrians and Bicycles PUC 99400(a)	1,450,294
General Public PUC 99400(c)	42,468,909
Elderly and Handicapped PUC 99400(c)	4,777,193
Planning Contributions PUC 99402	3,765,221
Multimodal Terminal PUC 99400.5	768,905
Other	9,767,942
Total LTF Allocations	\$ 1,208,922,126
State Transit Assistance Fund Allocations	
Article 4	
Operating Costs CCR 6730(a)	\$ 73,783,998
Capital Costs CCR 6730(b)	47,812,737
Rail Services Subsidy CCR 6730(c)	27,221,000
Specialized Services CCR 6731(c)	2,282,720
Other	3,084,232
Article 8	
AMTRAK CCR 6731(a)	—
General Public CCR 6731(b)	2,903,629
Elderly and Handicapped CCR 6731(b)	1,497,648
Other	—
Other Allocations	
Other Allocations	364,326
Community Transit Services	
CCR 6730(d), 6731(d), and 6731.1	437,082
Total STAF Allocations	\$ 159,387,372

Table 6. Transportation Planning Agencies Annual Report — Fiscal Year 2001-02
Schedule of Expenditures by Purpose Regarding the
Local Transportation Funds and State Transit Assistance Funds

	Metropolitan Transportation Commission				
	Alameda				
	Metropolitan Transportation Commission	Alameda County	City of Berkeley	City of Dublin	City of Livermore
Local Transportation Fund Expenditures					
Administration					
County Auditor PUC 99233.1	\$ —	\$ 19,505	\$ —	\$ —	\$ —
TPA PUC 99233.1	281,717	—	—	—	—
Planning					
PUC 99233.2	1,690,300	—	—	—	—
PUC 99233.5(a)	—	—	—	—	—
PUC 99233.5(b)	—	—	—	—	—
Pedestrian and Bicycle Facilities					
PUC 99233.3, 99234	—	—	46,573	32,988	31,388
Rail Service					
PUC 99233.4, 99234.9	—	—	—	—	—
Article 4.5					
Community Transit Services					
PUC 99233.7, 99275	—	—	—	—	—
Article 4					
Planning PUC 99262	—	—	—	—	—
Transit PUC 99260(a)	—	—	—	—	—
Joint Powers Agencies PUC 99260.7	—	—	—	—	—
Railroad Corporations PUC 99260.5(a)	—	—	—	—	—
Other	—	—	—	—	—
Article 8					
Streets and Roads PUC 99400(a)	—	—	—	—	—
Pedestrians and Bicycles PUC 99400(a)	—	—	—	—	—
General Public PUC 99400(c)	—	—	—	—	—
Elderly and Handicapped PUC 99400(c)	—	—	—	—	—
Planning Contributions PUC 99402	—	—	—	—	—
Multimodal Terminal PUC 99400.5	—	—	—	—	—
Other	—	—	—	—	—
Total LTF Expenditures	<u>\$ 1,972,017</u>	<u>\$ 19,505</u>	<u>\$ 46,573</u>	<u>\$ 32,988</u>	<u>\$ 31,388</u>
State Transit Assistance Fund Expenditures					
Article 4					
Operating Costs CCR 6730(a)	\$ —	\$ —	\$ —	\$ —	\$ —
Capital Costs CCR 6730(b)	—	—	—	—	—
Rail Services Subsidy CCR 6730(c)	—	—	—	—	—
Specialized Services CCR 6731(c)	—	—	—	—	—
Other	—	—	—	—	—
Article 8					
AMTRAK CCR 6731(a)	—	—	—	—	—
General Public CCR 6731(b)	—	—	—	—	—
Elderly and Handicapped CCR 6731(b)	—	—	—	—	—
Other	—	—	—	—	—
Other Expenditures					
Other Expenditures	—	—	—	—	—
Community Transit Services					
CCR 6730(d), 6731(d), and 6731.1	—	—	—	—	—
Total STAF Expenditures	<u>\$ —</u>	<u>\$ —</u>	<u>\$ —</u>	<u>\$ —</u>	<u>\$ —</u>

Table 6. Transportation Planning Agencies Annual Report — Fiscal Year 2001-02 — (continued)
Schedule of Expenditures by Purpose Regarding the
Local Transportation Funds and State Transit Assistance Funds

Metropolitan
Transportation
Commission —
(continued)

Alameda — (continued)

	City of Newark	City of Oakland	City of Piedmont	City of Pleasanton	City of San Leandro
Local Transportation Fund Expenditures					
Administration					
County Auditor PUC 99233.1	\$ —	\$ —	\$ —	\$ —	\$ —
TPA PUC 99233.1	—	—	—	—	—
Planning					
PUC 99233.2	—	—	—	—	—
PUC 99233.5(a)	—	—	—	—	—
PUC 99233.5(b)	—	—	—	—	—
Pedestrian and Bicycle Facilities					
PUC 99233.3, 99234	72,759	103,000	33,282	42,366	15,000
Rail Service					
PUC 99233.4, 99234.9	—	—	—	—	—
Article 4.5					
Community Transit Services					
PUC 99233.7, 99275	—	—	—	66,268	—
Article 4					
Planning PUC 99262	—	—	—	—	—
Transit PUC 99260(a)	—	—	—	—	—
Joint Powers Agencies PUC 99260.7	—	—	—	—	—
Railroad Corporations PUC 99260.5(a)	—	—	—	—	—
Other	—	—	—	—	—
Article 8					
Streets and Roads PUC 99400(a)	—	—	—	—	—
Pedestrians and Bicycles PUC 99400(a)	—	—	—	—	—
General Public PUC 99400(c)	—	—	—	—	—
Elderly and Handicapped PUC 99400(c)	—	—	—	—	—
Planning Contributions PUC 99402	—	—	—	—	—
Multimodal Terminal PUC 99400.5	—	—	—	—	—
Other	—	—	—	—	—
Total LTF Expenditures	<u>\$ 72,759</u>	<u>\$ 103,000</u>	<u>\$ 33,282</u>	<u>\$ 108,634</u>	<u>\$ 15,000</u>
State Transit Assistance Fund Expenditures					
Article 4					
Operating Costs CCR 6730(a)	\$ —	\$ —	\$ —	\$ —	\$ —
Capital Costs CCR 6730(b)	—	—	—	—	—
Rail Services Subsidy CCR 6730(c)	—	—	—	—	—
Specialized Services CCR 6731(c)	—	—	—	—	—
Other	—	—	—	—	—
Article 8					
AMTRAK CCR 6731(a)	—	—	—	—	—
General Public CCR 6731(b)	—	—	—	—	—
Elderly and Handicapped CCR 6731(b)	—	—	—	—	—
Other	—	—	—	—	—
Other Expenditures					
Other Expenditures	—	—	—	—	—
Community Transit Services					
CCR 6730(d), 6731(d), and 6731.1	—	—	—	—	—
Total STAF Expenditures	<u>\$ —</u>	<u>\$ —</u>	<u>\$ —</u>	<u>\$ —</u>	<u>\$ —</u>

Table 6. Transportation Planning Agencies Annual Report — Fiscal Year 2001-02 — (continued)
Schedule of Expenditures by Purpose Regarding the
Local Transportation Funds and State Transit Assistance Funds

Metropolitan
Transportation
Commission —
(continued)

Alameda — (continued)

	City of Union City	Alameda Contra-Costa Transit	Alameda-Contra Costa Transit District	Bay Area Rapid Transit	Bay Area Rapid Transit District
Local Transportation Fund Expenditures					
Administration					
County Auditor PUC 99233.1	\$ —	\$ —	\$ —	\$ —	\$ —
TPA PUC 99233.1	—	—	—	—	—
Planning					
PUC 99233.2	—	—	—	—	—
PUC 99233.5(a)	—	—	—	—	—
PUC 99233.5(b)	—	—	—	—	—
Pedestrian and Bicycle Facilities					
PUC 99233.3, 99234	—	—	—	—	—
Rail Service					
PUC 99233.4, 99234.9	—	—	—	—	—
Article 4.5					
Community Transit Services					
PUC 99233.7, 99275	119,571	—	—	—	—
Article 4					
Planning PUC 99262	—	—	—	—	—
Transit PUC 99260(a)	1,827,757	—	57,381,791	1,406,090	—
Joint Powers Agencies PUC 99260.7	—	—	—	—	—
Railroad Corporations PUC 99260.5(a)	—	—	—	—	—
Other	—	—	—	—	—
Article 8					
Streets and Roads PUC 99400(a)	—	—	—	—	—
Pedestrians and Bicycles PUC 99400(a)	—	—	—	—	—
General Public PUC 99400(c)	—	—	—	—	—
Elderly and Handicapped PUC 99400(c)	—	—	—	—	—
Planning Contributions PUC 99402	—	—	—	—	—
Multimodal Terminal PUC 99400.5	—	—	—	—	—
Other	—	—	—	—	—
Total LTF Expenditures	\$ 1,947,328	\$ —	\$ 57,381,791	\$ 1,406,090	\$ —
State Transit Assistance Fund Expenditures					
Article 4					
Operating Costs CCR 6730(a)	\$ 104,959	\$ 11,047,035	\$ —	\$ —	\$ 376,393
Capital Costs CCR 6730(b)	—	—	—	—	—
Rail Services Subsidy CCR 6730(c)	—	—	—	—	—
Specialized Services CCR 6731(c)	—	550,545	—	—	—
Other	—	—	—	—	—
Article 8					
AMTRAK CCR 6731(a)	—	—	—	—	—
General Public CCR 6731(b)	—	—	—	—	—
Elderly and Handicapped CCR 6731(b)	—	—	—	—	—
Other	—	—	—	—	—
Other Expenditures					
Other Expenditures	—	—	—	—	—
Community Transit Services					
CCR 6730(d), 6731(d), and 6731.1	—	—	—	—	—
Total STAF Expenditures	\$ 104,959	\$ 11,597,580	\$ —	\$ —	\$ 376,393

Table 6. Transportation Planning Agencies Annual Report — Fiscal Year 2001-02 — (continued)
Schedule of Expenditures by Purpose Regarding the
Local Transportation Funds and State Transit Assistance Funds

Metropolitan
Transportation
Commission —
(continued)

	Alameda — (continued)			Contra Costa	
	Livermore/Amador Valley Transit Authority	Metropolitan Transportation Commission	Total	Metropolitan Transportation Commission	Contra Costa County
Local Transportation Fund Expenditures					
Administration					
County Auditor PUC 99233.1	\$ —	\$ —	\$ 19,505	\$ —	\$ 41,987
TPA PUC 99233.1	—	—	281,717	152,691	—
Planning					
PUC 99233.2	—	—	1,690,300	916,146	—
PUC 99233.5(a)	—	—	—	—	—
PUC 99233.5(b)	—	—	—	—	—
Pedestrian and Bicycle Facilities					
PUC 99233.3, 99234	—	—	377,356	—	—
Rail Service					
PUC 99233.4, 99234.9	—	—	—	—	—
Article 4.5					
Community Transit Services					
PUC 99233.7, 99275	118,491	—	304,330	—	—
Article 4					
Planning PUC 99262	—	—	—	—	—
Transit PUC 99260(a)	7,003,653	—	67,619,291	—	—
Joint Powers Agencies PUC 99260.7	—	—	—	—	—
Railroad Corporations PUC 99260.5(a)	—	—	—	—	—
Other	—	—	—	—	—
Article 8					
Streets and Roads PUC 99400(a)	—	—	—	—	—
Pedestrians and Bicycles PUC 99400(a)	—	—	—	—	—
General Public PUC 99400(c)	—	—	—	—	—
Elderly and Handicapped PUC 99400(c)	—	—	—	—	—
Planning Contributions PUC 99402	—	—	—	—	—
Multimodal Terminal PUC 99400.5	—	—	—	—	—
Other	—	—	—	—	—
Total LTF Expenditures	\$ 7,122,144	\$ —	\$ 70,292,499	\$ 1,068,837	\$ 41,987
State Transit Assistance Fund Expenditures					
Article 4					
Operating Costs CCR 6730(a)	\$ 442,783	\$ 6,144,632	\$ 18,115,802	\$ —	\$ —
Capital Costs CCR 6730(b)	—	1,879,730	1,879,730	—	—
Rail Services Subsidy CCR 6730(c)	—	—	—	—	—
Specialized Services CCR 6731(c)	250,736	—	801,281	—	—
Other	—	—	—	—	—
Article 8					
AMTRAK CCR 6731(a)	—	—	—	—	—
General Public CCR 6731(b)	—	—	—	—	—
Elderly and Handicapped CCR 6731(b)	—	—	—	—	—
Other	—	—	—	—	—
Other Expenditures					
Other Expenditures	—	—	—	—	—
Community Transit Services					
CCR 6730(d), 6731(d), and 6731.1	—	—	—	—	—
Total STAF Expenditures	\$ 693,519	\$ 8,024,362	\$ 20,796,813	\$ —	\$ —

Table 6. Transportation Planning Agencies Annual Report — Fiscal Year 2001-02 — (continued)
Schedule of Expenditures by Purpose Regarding the
Local Transportation Funds and State Transit Assistance Funds

Metropolitan
Transportation
Commission —
(continued)

**Contra Costa —
(continued)**

	City of Antioch	City of Lafayette	City of Pinole	City of Pittsburg	Alameda-Contra Costa Transit District
Local Transportation Fund Expenditures					
Administration					
County Auditor PUC 99233.1	\$ —	\$ —	\$ —	\$ —	\$ —
TPA PUC 99233.1	—	—	—	—	—
Planning					
PUC 99233.2	—	—	—	—	—
PUC 99233.5(a)	—	—	—	—	—
PUC 99233.5(b)	—	—	—	—	—
Pedestrian and Bicycle Facilities					
PUC 99233.3, 99234	30,000	100,000	40,000	61,100	—
Rail Service					
PUC 99233.4, 99234.9	—	—	—	—	—
Article 4.5					
Community Transit Services					
PUC 99233.7, 99275	—	—	—	—	—
Article 4					
Planning PUC 99262	—	—	—	—	—
Transit PUC 99260(a)	—	—	—	—	6,511,899
Joint Powers Agencies PUC 99260.7	—	—	—	—	—
Railroad Corporations PUC 99260.5(a)	—	—	—	—	—
Other	—	—	—	—	—
Article 8					
Streets and Roads PUC 99400(a)	—	—	—	—	—
Pedestrians and Bicycles PUC 99400(a)	—	—	—	—	—
General Public PUC 99400(c)	—	—	—	—	—
Elderly and Handicapped PUC 99400(c)	—	—	—	—	—
Planning Contributions PUC 99402	—	—	—	—	—
Multimodal Terminal PUC 99400.5	—	—	—	—	—
Other	—	—	—	—	—
Total LTF Expenditures	\$ 30,000	\$ 100,000	\$ 40,000	\$ 61,100	\$ 6,511,899
State Transit Assistance Fund Expenditures					
Article 4					
Operating Costs CCR 6730(a)	\$ —	\$ —	\$ —	\$ —	\$ —
Capital Costs CCR 6730(b)	—	—	—	—	—
Rail Services Subsidy CCR 6730(c)	—	—	—	—	—
Specialized Services CCR 6731(c)	—	—	—	—	—
Other	—	—	—	—	—
Article 8					
AMTRAK CCR 6731(a)	—	—	—	—	—
General Public CCR 6731(b)	—	—	—	—	—
Elderly and Handicapped CCR 6731(b)	—	—	—	—	—
Other	—	—	—	—	—
Other Expenditures					
Other Expenditures	—	—	—	—	—
Community Transit Services					
CCR 6730(d), 6731(d), and 6731.1	—	—	—	—	—
Total STAF Expenditures	\$ —	\$ —	\$ —	\$ —	\$ —

Table 6. Transportation Planning Agencies Annual Report — Fiscal Year 2001-02 — (continued)
Schedule of Expenditures by Purpose Regarding the
Local Transportation Funds and State Transit Assistance Funds

Metropolitan
Transportation
Commission —
(continued)

	Contra Costa — (continued)				Marin
	Central Contra Costa Transit Authority	Eastern Contra Costa County Transit Authority	Western Contra Costa County Transit Authority	Total	Metropolitan Transportation Commission
Local Transportation Fund Expenditures					
Administration					
County Auditor PUC 99233.1	\$ —	\$ —	\$ —	\$ 41,987	\$ —
TPA PUC 99233.1	—	—	—	152,691	44,592
Planning					
PUC 99233.2	—	—	—	916,146	267,552
PUC 99233.5(a)	—	—	—	—	—
PUC 99233.5(b)	—	—	—	—	—
Pedestrian and Bicycle Facilities					
PUC 99233.3, 99234	—	—	—	231,100	—
Rail Service					
PUC 99233.4, 99234.9	—	—	—	—	—
Article 4.5					
Community Transit Services					
PUC 99233.7, 99275	—	—	—	—	—
Article 4					
Planning PUC 99262	—	—	—	—	—
Transit PUC 99260(a)	15,910,292	8,014,263	2,946,072	33,382,526	—
Joint Powers Agencies PUC 99260.7	—	—	—	—	—
Railroad Corporations PUC 99260.5(a)	—	—	—	—	—
Other	—	—	—	—	—
Article 8					
Streets and Roads PUC 99400(a)	—	—	—	—	—
Pedestrians and Bicycles PUC 99400(a)	—	—	—	—	—
General Public PUC 99400(c)	—	—	—	—	—
Elderly and Handicapped PUC 99400(c)	—	—	—	—	—
Planning Contributions PUC 99402	—	—	—	—	—
Multimodal Terminal PUC 99400.5	—	—	—	—	—
Other	—	—	—	—	—
Total LTF Expenditures	\$ 15,910,292	\$ 8,014,263	\$ 2,946,072	\$ 34,724,450	\$ 312,144
State Transit Assistance Fund Expenditures					
Article 4					
Operating Costs CCR 6730(a)	\$ 1,358,712	\$ 1,903,118	\$ 1,532,264	\$ 4,794,094	\$ —
Capital Costs CCR 6730(b)	—	—	655,545	655,545	—
Rail Services Subsidy CCR 6730(c)	—	—	—	—	—
Specialized Services CCR 6731(c)	463,756	—	—	463,756	—
Other	—	—	—	—	—
Article 8					
AMTRAK CCR 6731(a)	—	—	—	—	—
General Public CCR 6731(b)	—	—	—	—	—
Elderly and Handicapped CCR 6731(b)	—	—	—	—	—
Other	—	—	—	—	—
Other Expenditures					
Other Expenditures	—	—	—	—	—
Community Transit Services					
CCR 6730(d), 6731(d), and 6731.1	—	—	—	—	—
Total STAF Expenditures	\$ 1,822,468	\$ 1,903,118	\$ 2,187,809	\$ 5,913,395	\$ —

Table 6. Transportation Planning Agencies Annual Report — Fiscal Year 2001-02 — (continued)
Schedule of Expenditures by Purpose Regarding the
Local Transportation Funds and State Transit Assistance Funds

Metropolitan
Transportation
Commission —
(continued)

	Marin — (continued)			Napa	
	Marin County	Golden Gate Bridge Highway and Transit District	Golden Gate Bridge Highway and Transportation District	Total	Metropolitan Transportation Commission
Local Transportation Fund Expenditures					
Administration					
County Auditor PUC 99233.1	\$ 44,592	\$ —	\$ —	\$ 44,592	\$ —
TPA PUC 99233.1	—	—	—	44,592	24,382
Planning					
PUC 99233.2	—	—	—	267,552	146,294
PUC 99233.5(a)	—	—	—	—	—
PUC 99233.5(b)	—	—	—	—	—
Pedestrian and Bicycle Facilities					
PUC 99233.3, 99234	—	—	—	—	—
Rail Service					
PUC 99233.4, 99234.9	—	—	—	—	—
Article 4.5					
Community Transit Services					
PUC 99233.7, 99275	—	—	—	—	—
Article 4					
Planning PUC 99262	—	—	—	—	—
Transit PUC 99260(a)	—	—	11,104,018	11,104,018	—
Joint Powers Agencies PUC 99260.7	—	—	—	—	—
Railroad Corporations PUC 99260.5(a)	—	—	—	—	—
Other	—	—	—	—	—
Article 8					
Streets and Roads PUC 99400(a)	—	—	—	—	37,315
Pedestrians and Bicycles PUC 99400(a)	—	—	—	—	—
General Public PUC 99400(c)	—	—	—	—	—
Elderly and Handicapped PUC 99400(c)	—	—	—	—	—
Planning Contributions PUC 99402	—	—	—	—	—
Multimodal Terminal PUC 99400.5	—	—	—	—	—
Other	—	—	—	—	—
Total LTF Expenditures	\$ 44,592	\$ —	\$ 11,104,018	\$ 11,460,754	\$ 207,991
State Transit Assistance Fund Expenditures					
Article 4					
Operating Costs CCR 6730(a)	\$ —	\$ —	\$ —	\$ —	\$ —
Capital Costs CCR 6730(b)	—	2,691	—	2,691	—
Rail Services Subsidy CCR 6730(c)	—	—	—	—	—
Specialized Services CCR 6731(c)	—	102,976	—	102,976	—
Other	—	—	—	—	—
Article 8					
AMTRAK CCR 6731(a)	—	—	—	—	—
General Public CCR 6731(b)	—	—	—	—	—
Elderly and Handicapped CCR 6731(b)	—	—	—	—	—
Other	—	—	—	—	—
Other Expenditures					
Other Expenditures	—	—	—	—	—
Community Transit Services					
CCR 6730(d), 6731(d), and 6731.1	—	3,110,232	—	3,110,232	—
Total STAF Expenditures	\$ —	\$ 3,215,899	\$ —	\$ 3,215,899	\$ —

Table 6. Transportation Planning Agencies Annual Report — Fiscal Year 2001-02 — (continued)
Schedule of Expenditures by Purpose Regarding the
Local Transportation Funds and State Transit Assistance Funds

Metropolitan
Transportation
Commission —
(continued)

Napa — (continued)

	Napa County	City of American Canyon	City of Calistoga	City of Napa	City of St. Helena
Local Transportation Fund Expenditures					
Administration					
County Auditor PUC 99233.1	\$ 24,382	\$ —	\$ —	\$ —	\$ —
TPA PUC 99233.1	—	—	—	—	—
Planning					
PUC 99233.2	—	—	—	—	—
PUC 99233.5(a)	—	—	—	—	—
PUC 99233.5(b)	—	—	—	—	—
Pedestrian and Bicycle Facilities					
PUC 99233.3, 99234	—	—	—	—	—
Rail Service					
PUC 99233.4, 99234.9	—	—	—	—	—
Article 4.5					
Community Transit Services					
PUC 99233.7, 99275	—	—	—	—	—
Article 4					
Planning PUC 99262	—	—	—	—	—
Transit PUC 99260(a)	—	59,956	—	—	—
Joint Powers Agencies PUC 99260.7	—	—	—	—	—
Railroad Corporations PUC 99260.5(a)	—	—	—	—	—
Other	—	—	—	—	—
Article 8					
Streets and Roads PUC 99400(a)	—	300,000	344,000	300,000	243,203
Pedestrians and Bicycles PUC 99400(a)	—	—	—	—	—
General Public PUC 99400(c)	—	—	—	—	—
Elderly and Handicapped PUC 99400(c)	—	—	—	—	—
Planning Contributions PUC 99402	—	—	—	—	—
Multimodal Terminal PUC 99400.5	—	—	—	—	—
Other	—	—	—	—	—
Total LTF Expenditures	\$ 24,382	\$ 359,956	\$ 344,000	\$ 300,000	\$ 243,203
State Transit Assistance Fund Expenditures					
Article 4					
Operating Costs CCR 6730(a)	\$ —	\$ —	\$ —	\$ —	\$ —
Capital Costs CCR 6730(b)	—	—	—	—	—
Rail Services Subsidy CCR 6730(c)	—	—	—	—	—
Specialized Services CCR 6731(c)	—	—	—	—	—
Other	—	—	—	—	—
Article 8					
AMTRAK CCR 6731(a)	—	—	—	—	—
General Public CCR 6731(b)	—	—	—	—	—
Elderly and Handicapped CCR 6731(b)	—	—	—	—	—
Other	—	—	—	—	—
Other Expenditures					
Other Expenditures	—	—	—	—	—
Community Transit Services					
CCR 6730(d), 6731(d), and 6731.1	—	—	—	—	—
Total STAF Expenditures	\$ —	\$ —	\$ —	\$ —	\$ —

Table 6. Transportation Planning Agencies Annual Report — Fiscal Year 2001-02 — (continued)
Schedule of Expenditures by Purpose Regarding the
Local Transportation Funds and State Transit Assistance Funds

Metropolitan
Transportation
Commission —
(continued)

	Napa — (continued)			San Francisco	
	Napa County Transportation Authority	Napa County Transportation Planning Agency	Total	Metropolitan Transportation Commission	San Francisco County
Local Transportation Fund Expenditures					
Administration					
County Auditor PUC 99233.1	\$ —	\$ —	\$ 24,382	\$ —	\$ 148,418
TPA PUC 99233.1	—	—	24,382	162,006	—
Planning					
PUC 99233.2	—	—	146,294	972,039	—
PUC 99233.5(a)	—	—	—	—	—
PUC 99233.5(b)	—	—	—	—	—
Pedestrian and Bicycle Facilities					
PUC 99233.3, 99234	—	—	—	418,631	—
Rail Service					
PUC 99233.4, 99234.9	—	—	—	—	—
Article 4.5					
Community Transit Services					
PUC 99233.7, 99275	—	209,328	209,328	—	—
Article 4					
Planning PUC 99262	—	—	—	—	—
Transit PUC 99260(a)	—	1,857,073	1,917,029	—	—
Joint Powers Agencies PUC 99260.7	—	—	—	—	—
Railroad Corporations PUC 99260.5(a)	—	—	—	—	—
Other	—	—	—	—	—
Article 8					
Streets and Roads PUC 99400(a)	—	—	1,224,518	—	—
Pedestrians and Bicycles PUC 99400(a)	—	—	—	—	—
General Public PUC 99400(c)	—	1,146,420	1,146,420	—	—
Elderly and Handicapped PUC 99400(c)	—	183,000	183,000	—	—
Planning Contributions PUC 99402	—	—	—	—	—
Multimodal Terminal PUC 99400.5	—	—	—	—	—
Other	—	294,710	294,710	—	—
Total LTF Expenditures	<u>\$ —</u>	<u>\$ 3,690,531</u>	<u>\$ 5,170,063</u>	<u>\$ 1,552,676</u>	<u>\$ 148,418</u>
State Transit Assistance Fund Expenditures					
Article 4					
Operating Costs CCR 6730(a)	\$ 273,596	\$ —	\$ 273,596	\$ —	\$ —
Capital Costs CCR 6730(b)	—	—	—	—	—
Rail Services Subsidy CCR 6730(c)	—	—	—	—	—
Specialized Services CCR 6731(c)	56,475	—	56,475	—	—
Other	—	—	—	—	—
Article 8					
AMTRAK CCR 6731(a)	—	—	—	—	—
General Public CCR 6731(b)	—	—	—	—	—
Elderly and Handicapped CCR 6731(b)	—	—	—	—	—
Other	—	—	—	—	—
Other Expenditures					
Other Expenditures	—	—	—	—	—
Community Transit Services					
CCR 6730(d), 6731(d), and 6731.1	—	—	—	—	—
Total STAF Expenditures	<u>\$ 330,071</u>	<u>\$ —</u>	<u>\$ 330,071</u>	<u>\$ —</u>	<u>\$ —</u>

Table 6. Transportation Planning Agencies Annual Report — Fiscal Year 2001-02 — (continued)
Schedule of Expenditures by Purpose Regarding the
Local Transportation Funds and State Transit Assistance Funds

Metropolitan
Transportation
Commission —
(continued)

	San Francisco — (continued) San Francisco Municipal Railway	Total	San Mateo Metropolitan Transportation Commission	San Mateo County	City of Belmont
Local Transportation Fund Expenditures					
Administration					
County Auditor PUC 99233.1	\$ —	\$ 148,418	\$ —	\$ 44,049	\$ —
TPA PUC 99233.1	—	162,006	154,170	—	—
Planning					
PUC 99233.2	—	972,039	925,023	—	—
PUC 99233.5(a)	—	—	—	—	—
PUC 99233.5(b)	—	—	—	—	—
Pedestrian and Bicycle Facilities					
PUC 99233.3, 99234	—	418,631	—	—	200,000
Rail Service					
PUC 99233.4, 99234.9	—	—	—	—	—
Article 4.5					
Community Transit Services					
PUC 99233.7, 99275	—	—	—	—	—
Article 4					
Planning PUC 99262	—	—	—	—	—
Transit PUC 99260(a)	39,272,843	39,272,843	—	—	—
Joint Powers Agencies PUC 99260.7	—	—	—	—	—
Railroad Corporations PUC 99260.5(a)	—	—	—	—	—
Other	—	—	—	—	—
Article 8					
Streets and Roads PUC 99400(a)	—	—	—	—	—
Pedestrians and Bicycles PUC 99400(a)	—	—	—	—	—
General Public PUC 99400(c)	—	—	—	—	—
Elderly and Handicapped PUC 99400(c)	—	—	—	—	—
Planning Contributions PUC 99402	—	—	—	—	—
Multimodal Terminal PUC 99400.5	—	—	—	—	—
Other	—	—	—	—	—
Total LTF Expenditures	\$ 39,272,843	\$ 40,973,937	\$ 1,079,193	\$ 44,049	\$ 200,000
State Transit Assistance Fund Expenditures					
Article 4					
Operating Costs CCR 6730(a)	\$ 17,552,836	\$ 17,552,836	\$ —	\$ —	\$ —
Capital Costs CCR 6730(b)	—	—	—	—	—
Rail Services Subsidy CCR 6730(c)	—	—	—	—	—
Specialized Services CCR 6731(c)	—	—	—	—	—
Other	—	—	—	—	—
Article 8					
AMTRAK CCR 6731(a)	—	—	—	—	—
General Public CCR 6731(b)	—	—	—	—	—
Elderly and Handicapped CCR 6731(b)	—	—	—	—	—
Other	—	—	—	—	—
Other Expenditures					
Other Expenditures	—	—	—	—	—
Community Transit Services					
CCR 6730(d), 6731(d), and 6731.1	—	—	—	—	—
Total STAF Expenditures	\$ 17,552,836	\$ 17,552,836	\$ —	\$ —	\$ —

Table 6. Transportation Planning Agencies Annual Report — Fiscal Year 2001-02 — (continued)
Schedule of Expenditures by Purpose Regarding the
Local Transportation Funds and State Transit Assistance Funds

Metropolitan
Transportation
Commission —
(continued)

**San Mateo —
(continued)**
City of Daly City

City of Menlo Park

City of Redwood City

City of San Mateo

City of South San
Francisco

Local Transportation Fund Expenditures

Administration

County Auditor PUC 99233.1	\$	—	\$	—	\$	—	\$	—	\$	—
TPA PUC 99233.1		—		—		—		—		—

Planning

PUC 99233.2		—		—		—		—		—
PUC 99233.5(a)		—		—		—		—		—
PUC 99233.5(b)		—		—		—		—		—

Pedestrian and Bicycle Facilities

PUC 99233.3, 99234		260,000		87,973		200,888		44,385		36,000
--------------------	--	---------	--	--------	--	---------	--	--------	--	--------

Rail Service

PUC 99233.4, 99234.9		—		—		—		—		—
----------------------	--	---	--	---	--	---	--	---	--	---

Article 4.5

Community Transit Services

PUC 99233.7, 99275		—		—		—		—		—
--------------------	--	---	--	---	--	---	--	---	--	---

Article 4

Planning PUC 99262		—		—		—		—		—
Transit PUC 99260(a)		—		—		—		—		—
Joint Powers Agencies PUC 99260.7		—		—		—		—		—
Railroad Corporations PUC 99260.5(a)		—		—		—		—		—
Other		—		—		—		—		—

Article 8

Streets and Roads PUC 99400(a)		—		—		—		—		—
Pedestrians and Bicycles PUC 99400(a)		—		—		—		—		—
General Public PUC 99400(c)		—		—		—		—		—
Elderly and Handicapped PUC 99400(c)		—		—		—		—		—
Planning Contributions PUC 99402		—		—		—		—		—
Multimodal Terminal PUC 99400.5		—		—		—		—		—
Other		—		—		—		—		—

Total LTF Expenditures

	<u>\$</u>	<u>260,000</u>	<u>\$</u>	<u>87,973</u>	<u>\$</u>	<u>200,888</u>	<u>\$</u>	<u>44,385</u>	<u>\$</u>	<u>36,000</u>
--	-----------	----------------	-----------	---------------	-----------	----------------	-----------	---------------	-----------	---------------

State Transit Assistance Fund Expenditures

Article 4

Operating Costs CCR 6730(a)	\$	—	\$	—	\$	—	\$	—	\$	—
Capital Costs CCR 6730(b)		—		—		—		—		—
Rail Services Subsidy CCR 6730(c)		—		—		—		—		—
Specialized Services CCR 6731(c)		—		—		—		—		—
Other		—		—		—		—		—

Article 8

AMTRAK CCR 6731(a)		—		—		—		—		—
General Public CCR 6731(b)		—		—		—		—		—
Elderly and Handicapped CCR 6731(b)		—		—		—		—		—
Other		—		—		—		—		—

Other Expenditures

Other Expenditures		—		—		—		—		—
--------------------	--	---	--	---	--	---	--	---	--	---

Community Transit Services

CCR 6730(d), 6731(d), and 6731.1		—		—		—		—		—
----------------------------------	--	---	--	---	--	---	--	---	--	---

Total STAF Expenditures

	<u>\$</u>	<u>—</u>	<u>\$</u>	<u>—</u>	<u>\$</u>	<u>—</u>	<u>\$</u>	<u>—</u>	<u>\$</u>	<u>—</u>
--	-----------	----------	-----------	----------	-----------	----------	-----------	----------	-----------	----------

Table 6. Transportation Planning Agencies Annual Report — Fiscal Year 2001-02 — (continued)
Schedule of Expenditures by Purpose Regarding the
Local Transportation Funds and State Transit Assistance Funds

Metropolitan
Transportation
Commission —
(continued)

	San Mateo — (continued)			Santa Clara	
	City of Woodside	San Mateo County Transit District	Total	Metropolitan Transportation Commission	Santa Clara County
Local Transportation Fund Expenditures					
Administration					
County Auditor PUC 99233.1	\$ —	\$ —	\$ 44,049	\$ —	\$ 378,163
TPA PUC 99233.1	—	—	154,170	378,163	—
Planning					
PUC 99233.2	—	—	925,023	2,268,973	—
PUC 99233.5(a)	—	—	—	—	—
PUC 99233.5(b)	—	—	—	—	—
Pedestrian and Bicycle Facilities					
PUC 99233.3, 99234	30,000	—	859,246	214,576	—
Rail Service					
PUC 99233.4, 99234.9	—	—	—	—	—
Article 4.5					
Community Transit Services					
PUC 99233.7, 99275	—	—	—	—	—
Article 4					
Planning PUC 99262	—	—	—	—	—
Transit PUC 99260(a)	—	43,736,792	43,736,792	—	—
Joint Powers Agencies PUC 99260.7	—	—	—	—	—
Railroad Corporations PUC 99260.5(a)	—	—	—	—	—
Other	—	—	—	—	—
Article 8					
Streets and Roads PUC 99400(a)	—	—	—	—	—
Pedestrians and Bicycles PUC 99400(a)	—	—	—	—	—
General Public PUC 99400(c)	—	—	—	—	—
Elderly and Handicapped PUC 99400(c)	—	—	—	—	—
Planning Contributions PUC 99402	—	—	—	—	—
Multimodal Terminal PUC 99400.5	—	—	—	—	—
Other	—	—	—	—	—
Total LTF Expenditures	\$ 30,000	\$ 43,736,792	\$ 45,719,280	\$ 2,861,712	\$ 378,163
State Transit Assistance Fund Expenditures					
Article 4					
Operating Costs CCR 6730(a)	\$ —	\$ 2,314,140	\$ 2,314,140	\$ —	\$ —
Capital Costs CCR 6730(b)	—	1,997,578	1,997,578	—	—
Rail Services Subsidy CCR 6730(c)	—	—	—	—	—
Specialized Services CCR 6731(c)	—	—	—	—	—
Other	—	—	—	—	—
Article 8					
AMTRAK CCR 6731(a)	—	—	—	—	—
General Public CCR 6731(b)	—	—	—	—	—
Elderly and Handicapped CCR 6731(b)	—	—	—	—	—
Other	—	—	—	—	—
Other Expenditures					
Other Expenditures	—	—	—	—	—
Community Transit Services					
CCR 6730(d), 6731(d), and 6731.1	—	344,432	344,432	—	—
Total STAF Expenditures	\$ —	\$ 4,656,150	\$ 4,656,150	\$ —	\$ —

Table 6. Transportation Planning Agencies Annual Report — Fiscal Year 2001-02 — (continued)
Schedule of Expenditures by Purpose Regarding the
Local Transportation Funds and State Transit Assistance Funds

Metropolitan
Transportation
Commission —
(continued)

**Santa Clara —
(continued)**
City of Cupertino

City of Los Altos

City of Los Gatos

City of Morgan Hill

City of San Jose

Local Transportation Fund Expenditures

Administration

County Auditor PUC 99233.1	\$	—	\$	—	\$	—	\$	—	\$	—
TPA PUC 99233.1		—		—		—		—		—

Planning

PUC 99233.2		—		—		—		—		—
PUC 99233.5(a)		—		—		—		—		—
PUC 99233.5(b)		—		—		—		—		—

Pedestrian and Bicycle Facilities

PUC 99233.3, 99234		56,831		52,113		17,791		36,235		68,897
--------------------	--	--------	--	--------	--	--------	--	--------	--	--------

Rail Service

PUC 99233.4, 99234.9		—		—		—		—		—
----------------------	--	---	--	---	--	---	--	---	--	---

Article 4.5

Community Transit Services

PUC 99233.7, 99275		—		—		—		—		—
--------------------	--	---	--	---	--	---	--	---	--	---

Article 4

Planning PUC 99262		—		—		—		—		—
Transit PUC 99260(a)		—		—		—		—		—
Joint Powers Agencies PUC 99260.7		—		—		—		—		—
Railroad Corporations PUC 99260.5(a)		—		—		—		—		—
Other		—		—		—		—		—

Article 8

Streets and Roads PUC 99400(a)		—		—		—		—		—
Pedestrians and Bicycles PUC 99400(a)		—		—		—		—		—
General Public PUC 99400(c)		—		—		—		—		—
Elderly and Handicapped PUC 99400(c)		—		—		—		—		—
Planning Contributions PUC 99402		—		—		—		—		—
Multimodal Terminal PUC 99400.5		—		—		—		—		—
Other		—		—		—		—		—

Total LTF Expenditures

	\$	<u>56,831</u>	\$	<u>52,113</u>	\$	<u>17,791</u>	\$	<u>36,235</u>	\$	<u>68,897</u>
--	----	---------------	----	---------------	----	---------------	----	---------------	----	---------------

State Transit Assistance Fund Expenditures

Article 4

Operating Costs CCR 6730(a)	\$	—	\$	—	\$	—	\$	—	\$	—
Capital Costs CCR 6730(b)		—		—		—		—		—
Rail Services Subsidy CCR 6730(c)		—		—		—		—		—
Specialized Services CCR 6731(c)		—		—		—		—		—
Other		—		—		—		—		—

Article 8

AMTRAK CCR 6731(a)		—		—		—		—		—
General Public CCR 6731(b)		—		—		—		—		—
Elderly and Handicapped CCR 6731(b)		—		—		—		—		—
Other		—		—		—		—		—

Other Expenditures

Other Expenditures		—		—		—		—		—
--------------------	--	---	--	---	--	---	--	---	--	---

Community Transit Services

CCR 6730(d), 6731(d), and 6731.1		—		—		—		—		—
----------------------------------	--	---	--	---	--	---	--	---	--	---

Total STAF Expenditures

	\$	<u>—</u>	\$	<u>—</u>	\$	<u>—</u>	\$	<u>—</u>	\$	<u>—</u>
--	----	----------	----	----------	----	----------	----	----------	----	----------

Table 6. Transportation Planning Agencies Annual Report — Fiscal Year 2001-02 — (continued)
Schedule of Expenditures by Purpose Regarding the
Local Transportation Funds and State Transit Assistance Funds

Metropolitan
Transportation
Commission —
(continued)

**Santa Clara —
(continued)**
City of Santa Clara

	City of Santa Clara	City of Saratoga	City of Sunnyvale	Valley Transportation Authority	Total
Local Transportation Fund Expenditures					
Administration					
County Auditor PUC 99233.1	\$ —	\$ —	\$ —	\$ —	\$ 378,163
TPA PUC 99233.1	—	—	—	—	378,163
Planning					
PUC 99233.2	—	—	—	—	2,268,973
PUC 99233.5(a)	—	—	—	—	—
PUC 99233.5(b)	—	—	—	—	—
Pedestrian and Bicycle Facilities					
PUC 99233.3, 99234	64,263	38,254	30,981	—	579,941
Rail Service					
PUC 99233.4, 99234.9	—	—	—	—	—
Article 4.5					
Community Transit Services					
PUC 99233.7, 99275	—	—	—	—	—
Article 4					
Planning PUC 99262	—	—	—	—	—
Transit PUC 99260(a)	—	—	—	95,400,982	95,400,982
Joint Powers Agencies PUC 99260.7	—	—	—	—	—
Railroad Corporations PUC 99260.5(a)	—	—	—	—	—
Other	—	—	—	—	—
Article 8					
Streets and Roads PUC 99400(a)	—	—	—	—	—
Pedestrians and Bicycles PUC 99400(a)	—	—	—	—	—
General Public PUC 99400(c)	—	—	—	—	—
Elderly and Handicapped PUC 99400(c)	—	—	—	—	—
Planning Contributions PUC 99402	—	—	—	—	—
Multimodal Terminal PUC 99400.5	—	—	—	—	—
Other	—	—	—	—	—
Total LTF Expenditures	<u>\$ 64,263</u>	<u>\$ 38,254</u>	<u>\$ 30,981</u>	<u>\$ 95,400,982</u>	<u>\$ 99,006,222</u>
State Transit Assistance Fund Expenditures					
Article 4					
Operating Costs CCR 6730(a)	\$ —	\$ —	\$ —	\$ 6,326,405	\$ 6,326,405
Capital Costs CCR 6730(b)	—	—	—	—	—
Rail Services Subsidy CCR 6730(c)	—	—	—	—	—
Specialized Services CCR 6731(c)	—	—	—	676,718	676,718
Other	—	—	—	—	—
Article 8					
AMTRAK CCR 6731(a)	—	—	—	—	—
General Public CCR 6731(b)	—	—	—	—	—
Elderly and Handicapped CCR 6731(b)	—	—	—	—	—
Other	—	—	—	—	—
Other Expenditures					
Other Expenditures	—	—	—	—	—
Community Transit Services					
CCR 6730(d), 6731(d), and 6731.1	—	—	—	—	—
Total STAF Expenditures	<u>\$ —</u>	<u>\$ —</u>	<u>\$ —</u>	<u>\$ 7,003,123</u>	<u>\$ 7,003,123</u>

Table 6. Transportation Planning Agencies Annual Report — Fiscal Year 2001-02 — (continued)
Schedule of Expenditures by Purpose Regarding the
Local Transportation Funds and State Transit Assistance Funds

Metropolitan
Transportation
Commission —
(continued)

Solano

	Metropolitan Transportation Commission	Solano County	City of Benicia	City of Dixon	City of Fairfield
Local Transportation Fund Expenditures					
Administration					
County Auditor PUC 99233.1	\$ —	\$ 60,099	\$ —	\$ —	\$ —
TPA PUC 99233.1	60,099	—	—	—	—
Planning					
PUC 99233.2	360,594	—	—	—	—
PUC 99233.5(a)	—	—	—	—	—
PUC 99233.5(b)	—	—	—	—	—
Pedestrian and Bicycle Facilities					
PUC 99233.3, 99234	—	—	—	—	—
Rail Service					
PUC 99233.4, 99234.9	—	—	—	—	—
Article 4.5					
Community Transit Services					
PUC 99233.7, 99275	—	—	—	—	—
Article 4					
Planning PUC 99262	—	—	—	—	—
Transit PUC 99260(a)	—	—	418,865	416,763	921,195
Joint Powers Agencies PUC 99260.7	—	—	—	—	—
Railroad Corporations PUC 99260.5(a)	—	—	—	—	—
Other	—	—	—	—	—
Article 8					
Streets and Roads PUC 99400(a)	1,013,953	—	—	115,823	—
Pedestrians and Bicycles PUC 99400(a)	—	—	—	—	—
General Public PUC 99400(c)	—	—	—	—	—
Elderly and Handicapped PUC 99400(c)	—	—	348,828	—	357,606
Planning Contributions PUC 99402	—	—	—	—	—
Multimodal Terminal PUC 99400.5	—	—	—	—	—
Other	—	—	—	—	1,761,133
Total LTF Expenditures	\$ 1,434,646	\$ 60,099	\$ 767,693	\$ 532,586	\$ 3,039,934
State Transit Assistance Fund Expenditures					
Article 4					
Operating Costs CCR 6730(a)	\$ —	\$ —	\$ —	\$ —	\$ —
Capital Costs CCR 6730(b)	—	—	—	—	—
Rail Services Subsidy CCR 6730(c)	—	—	—	—	—
Specialized Services CCR 6731(c)	—	—	—	—	—
Other	—	—	—	—	—
Article 8					
AMTRAK CCR 6731(a)	—	—	—	—	—
General Public CCR 6731(b)	—	—	—	—	—
Elderly and Handicapped CCR 6731(b)	—	—	—	—	—
Other	—	—	—	—	—
Other Expenditures					
Other Expenditures	—	—	—	—	—
Community Transit Services					
CCR 6730(d), 6731(d), and 6731.1	—	—	—	—	—
Total STAF Expenditures	\$ —	\$ —	\$ —	\$ —	\$ —

Table 6. Transportation Planning Agencies Annual Report — Fiscal Year 2001-02 — (continued)
Schedule of Expenditures by Purpose Regarding the
Local Transportation Funds and State Transit Assistance Funds

Metropolitan
Transportation
Commission —
(continued)

Solano — (continued)

	City of Suisun City	City of Vacaville	City of Vallejo	Solano Transportation Authority	Total
Local Transportation Fund Expenditures					
Administration					
County Auditor PUC 99233.1	\$ —	\$ —	\$ —	\$ —	\$ 60,099
TPA PUC 99233.1	—	—	—	—	60,099
Planning					
PUC 99233.2	—	—	—	—	360,594
PUC 99233.5(a)	—	—	—	—	—
PUC 99233.5(b)	—	—	—	—	—
Pedestrian and Bicycle Facilities					
PUC 99233.3, 99234	1,000	114	78,882	—	79,996
Rail Service					
PUC 99233.4, 99234.9	—	—	—	—	—
Article 4.5					
Community Transit Services					
PUC 99233.7, 99275	—	—	—	—	—
Article 4					
Planning PUC 99262	—	—	—	—	—
Transit PUC 99260(a)	—	—	3,339,540	—	5,096,363
Joint Powers Agencies PUC 99260.7	—	—	—	—	—
Railroad Corporations PUC 99260.5(a)	—	—	—	—	—
Other	—	—	—	—	—
Article 8					
Streets and Roads PUC 99400(a)	206,623	572,087	—	—	1,908,486
Pedestrians and Bicycles PUC 99400(a)	—	—	—	—	—
General Public PUC 99400(c)	—	2,176,873	457,476	—	2,634,349
Elderly and Handicapped PUC 99400(c)	—	312,000	—	209,669	1,228,103
Planning Contributions PUC 99402	—	—	—	—	—
Multimodal Terminal PUC 99400.5	—	—	—	—	—
Other	—	—	—	306,617	2,067,750
Total LTF Expenditures	\$ 207,623	\$ 3,061,074	\$ 3,875,898	\$ 516,286	\$ 13,495,839
State Transit Assistance Fund Expenditures					
Article 4					
Operating Costs CCR 6730(a)	\$ —	\$ —	\$ 188,163	\$ —	\$ 188,163
Capital Costs CCR 6730(b)	—	58,000	54,348	—	112,348
Rail Services Subsidy CCR 6730(c)	—	—	—	—	—
Specialized Services CCR 6731(c)	—	—	118,924	—	118,924
Other	—	—	—	—	—
Article 8					
AMTRAK CCR 6731(a)	—	—	—	—	—
General Public CCR 6731(b)	—	—	—	—	—
Elderly and Handicapped CCR 6731(b)	—	—	—	579,702	579,702
Other	—	—	—	—	—
Other Expenditures					
Other Expenditures	—	—	—	—	—
Community Transit Services					
CCR 6730(d), 6731(d), and 6731.1	—	—	—	—	—
Total STAF Expenditures	\$ —	\$ 58,000	\$ 361,435	\$ 579,702	\$ 999,137

Table 6. Transportation Planning Agencies Annual Report — Fiscal Year 2001-02 — (continued)
Schedule of Expenditures by Purpose Regarding the
Local Transportation Funds and State Transit Assistance Funds

Metropolitan
Transportation
Commission —
(continued)

Sonoma

	Metropolitan Transportation Commission	Sonoma County	City of Healdsburg	City of Petaluma	City of Rohnert Park
Local Transportation Fund Expenditures					
Administration					
County Auditor PUC 99233.1	\$ —	\$ 20,000	\$ —	\$ —	\$ —
TPA PUC 99233.1	85,619	—	—	—	—
Planning					
PUC 99233.2	513,714	—	—	—	—
PUC 99233.5(a)	—	—	—	—	—
PUC 99233.5(b)	—	—	—	—	—
Pedestrian and Bicycle Facilities					
PUC 99233.3, 99234	21,801	—	—	—	64,040
Rail Service					
PUC 99233.4, 99234.9	—	—	—	—	—
Article 4.5					
Community Transit Services					
PUC 99233.7, 99275	—	—	—	—	—
Article 4					
Planning PUC 99262	—	—	—	—	—
Transit PUC 99260(a)	6,663,115	—	87,203	—	—
Joint Powers Agencies PUC 99260.7	—	—	—	—	—
Railroad Corporations PUC 99260.5(a)	—	—	—	—	—
Other	—	—	—	—	—
Article 8					
Streets and Roads PUC 99400(a)	—	—	—	—	—
Pedestrians and Bicycles PUC 99400(a)	—	—	—	—	—
General Public PUC 99400(c)	54,799	—	—	764,550	—
Elderly and Handicapped PUC 99400(c)	618,509	—	—	134,658	—
Planning Contributions PUC 99402	—	—	—	—	—
Multimodal Terminal PUC 99400.5	—	—	—	—	—
Other	—	—	—	—	—
Total LTF Expenditures	\$ 7,957,557	\$ 20,000	\$ 87,203	\$ 899,208	\$ 64,040
State Transit Assistance Fund Expenditures					
Article 4					
Operating Costs CCR 6730(a)	\$ —	\$ —	\$ —	\$ —	\$ —
Capital Costs CCR 6730(b)	—	—	—	—	—
Rail Services Subsidy CCR 6730(c)	—	—	—	—	—
Specialized Services CCR 6731(c)	—	—	—	—	—
Other	—	—	—	—	—
Article 8					
AMTRAK CCR 6731(a)	—	—	—	—	—
General Public CCR 6731(b)	—	—	—	—	—
Elderly and Handicapped CCR 6731(b)	—	819,895	103,571	166,437	—
Other	—	—	—	—	—
Other Expenditures					
Other Expenditures	—	—	—	—	—
Community Transit Services					
CCR 6730(d), 6731(d), and 6731.1	—	—	—	—	—
Total STAF Expenditures	\$ —	\$ 819,895	\$ 103,571	\$ 166,437	\$ —

Table 6. Transportation Planning Agencies Annual Report — Fiscal Year 2001-02 — (continued)
Schedule of Expenditures by Purpose Regarding the
Local Transportation Funds and State Transit Assistance Funds

Metropolitan
Transportation
Commission —
(continued)

Sonoma — (continued)

	City of Santa Rosa	City of Sonoma	Golden Gate Bridge Highway & Transportation District (GGBHTD)	Total	Total
Local Transportation Fund Expenditures					
Administration					
County Auditor PUC 99233.1	\$ —	\$ —	\$ —	\$ 20,000	\$ 781,195
TPA PUC 99233.1	—	—	—	85,619	1,343,439
Planning					
PUC 99233.2	—	—	—	513,714	8,060,635
PUC 99233.5(a)	—	—	—	—	—
PUC 99233.5(b)	—	—	—	—	—
Pedestrian and Bicycle Facilities					
PUC 99233.3, 99234	80,294	66,117	—	232,252	2,778,522
Rail Service					
PUC 99233.4, 99234.9	—	—	—	—	—
Article 4.5					
Community Transit Services					
PUC 99233.7, 99275	—	—	—	—	513,658
Article 4					
Planning PUC 99262	—	—	—	—	—
Transit PUC 99260(a)	3,069,286	—	4,517,525	14,337,129	311,866,973
Joint Powers Agencies PUC 99260.7	—	—	—	—	—
Railroad Corporations PUC 99260.5(a)	—	—	—	—	—
Other	—	—	—	—	—
Article 8					
Streets and Roads PUC 99400(a)	—	1,050,000	—	1,050,000	4,183,004
Pedestrians and Bicycles PUC 99400(a)	—	—	—	—	—
General Public PUC 99400(c)	—	—	—	819,349	4,600,118
Elderly and Handicapped PUC 99400(c)	—	—	—	753,167	2,164,270
Planning Contributions PUC 99402	—	—	—	—	—
Multimodal Terminal PUC 99400.5	—	—	—	—	—
Other	—	—	—	—	2,362,460
Total LTF Expenditures	\$ 3,149,580	\$ 1,116,117	\$ 4,517,525	\$ 17,811,230	\$ 338,654,274
State Transit Assistance Fund Expenditures					
Article 4					
Operating Costs CCR 6730(a)	\$ —	\$ —	\$ —	\$ —	\$ 49,565,036
Capital Costs CCR 6730(b)	—	—	—	—	4,647,892
Rail Services Subsidy CCR 6730(c)	—	—	—	—	—
Specialized Services CCR 6731(c)	—	—	—	—	2,220,130
Other	—	—	—	—	—
Article 8					
AMTRAK CCR 6731(a)	—	—	—	—	—
General Public CCR 6731(b)	—	—	—	—	—
Elderly and Handicapped CCR 6731(b)	521,932	—	—	1,611,835	2,191,537
Other	—	—	—	—	—
Other Expenditures					
Other Expenditures	—	—	—	—	—
Community Transit Services					
CCR 6730(d), 6731(d), and 6731.1	—	—	—	—	3,454,664
Total STAF Expenditures	\$ 521,932	\$ —	\$ —	\$ 1,611,835	\$ 62,079,259

Table 6. Transportation Planning Agencies Annual Report — Fiscal Year 2001-02 — (continued)
Schedule of Expenditures by Purpose Regarding the
Local Transportation Funds and State Transit Assistance Funds

	Alpine County Transportation Commission			Amador County Transportation Commission		
	Alpine			Amador		
	Alpine County Transportation Commission	Alpine County	Total	Amador County Transportation Commission	Amador County	
Local Transportation Fund Expenditures						
Administration						
County Auditor PUC 99233.1	\$	—	\$	—	\$	—
TPA PUC 99233.1	—	—	—	18,000	—	—
Planning						
PUC 99233.2	—	—	—	—	—	—
PUC 99233.5(a)	—	—	—	—	—	—
PUC 99233.5(b)	—	—	—	—	—	—
Pedestrian and Bicycle Facilities						
PUC 99233.3, 99234	—	—	—	—	—	—
Rail Service						
PUC 99233.4, 99234.9	—	—	—	—	—	—
Article 4.5						
Community Transit Services						
PUC 99233.7, 99275	—	—	—	—	—	—
Article 4						
Planning PUC 99262	—	—	—	—	—	—
Transit PUC 99260(a)	—	—	—	—	—	—
Joint Powers Agencies PUC 99260.7	—	—	—	—	—	—
Railroad Corporations PUC 99260.5(a)	—	—	—	—	—	—
Other	—	—	—	—	—	—
Article 8						
Streets and Roads PUC 99400(a)	12,000	—	12,000	—	267,936	—
Pedestrians and Bicycles PUC 99400(a)	—	—	—	—	—	—
General Public PUC 99400(c)	—	—	—	—	—	—
Elderly and Handicapped PUC 99400(c)	—	—	—	—	—	—
Planning Contributions PUC 99402	—	—	—	—	—	—
Multimodal Terminal PUC 99400.5	—	—	—	—	—	—
Other	—	—	—	—	—	—
Total LTF Expenditures	<u>\$ 12,000</u>	<u>\$ —</u>	<u>\$ 12,000</u>	<u>\$ 18,000</u>	<u>\$ 267,936</u>	<u>—</u>
State Transit Assistance Fund Expenditures						
Article 4						
Operating Costs CCR 6730(a)	\$	—	\$	—	\$	—
Capital Costs CCR 6730(b)	—	—	—	—	—	—
Rail Services Subsidy CCR 6730(c)	—	—	—	—	—	—
Specialized Services CCR 6731(c)	—	—	—	—	—	—
Other	—	—	—	—	—	—
Article 8						
AMTRAK CCR 6731(a)	—	—	—	—	—	—
General Public CCR 6731(b)	—	—	—	—	—	—
Elderly and Handicapped CCR 6731(b)	—	—	—	—	—	—
Other	—	—	—	—	—	—
Other Expenditures						
Other Expenditures	—	—	—	—	—	—
Community Transit Services						
CCR 6730(d), 6731(d), and 6731.1	—	—	—	—	—	—
Total STAF Expenditures	<u>\$ —</u>	<u>\$ —</u>	<u>\$ —</u>	<u>\$ —</u>	<u>\$ —</u>	<u>—</u>

Table 6. Transportation Planning Agencies Annual Report — Fiscal Year 2001-02 — (continued)
Schedule of Expenditures by Purpose Regarding the
Local Transportation Funds and State Transit Assistance Funds

Amador County
Transportation
Commission —
(continued)

Amador — (continued)

	City of Amador	City of Ione	City of Jackson	City of Plymouth	City of Sutter Creek
Local Transportation Fund Expenditures					
Administration					
County Auditor PUC 99233.1	\$ —	\$ —	\$ —	\$ —	\$ —
TPA PUC 99233.1	—	—	—	—	—
Planning					
PUC 99233.2	—	—	—	—	—
PUC 99233.5(a)	—	—	—	—	—
PUC 99233.5(b)	—	—	—	—	—
Pedestrian and Bicycle Facilities					
PUC 99233.3, 99234	—	—	—	—	—
Rail Service					
PUC 99233.4, 99234.9	—	—	—	—	—
Article 4.5					
Community Transit Services					
PUC 99233.7, 99275	—	—	—	—	—
Article 4					
Planning PUC 99262	—	—	—	—	—
Transit PUC 99260(a)	—	—	—	—	—
Joint Powers Agencies PUC 99260.7	—	—	—	—	—
Railroad Corporations PUC 99260.5(a)	—	—	—	—	—
Other	—	—	—	—	—
Article 8					
Streets and Roads PUC 99400(a)	2,906	93,687	51,090	10,945	27,566
Pedestrians and Bicycles PUC 99400(a)	—	—	—	—	—
General Public PUC 99400(c)	—	—	—	—	—
Elderly and Handicapped PUC 99400(c)	—	—	—	—	—
Planning Contributions PUC 99402	—	—	—	—	—
Multimodal Terminal PUC 99400.5	—	—	—	—	—
Other	—	—	—	—	—
Total LTF Expenditures	<u>\$ 2,906</u>	<u>\$ 93,687</u>	<u>\$ 51,090</u>	<u>\$ 10,945</u>	<u>\$ 27,566</u>
State Transit Assistance Fund Expenditures					
Article 4					
Operating Costs CCR 6730(a)	\$ —	\$ —	\$ —	\$ —	\$ —
Capital Costs CCR 6730(b)	—	—	—	—	—
Rail Services Subsidy CCR 6730(c)	—	—	—	—	—
Specialized Services CCR 6731(c)	—	—	—	—	—
Other	—	—	—	—	—
Article 8					
AMTRAK CCR 6731(a)	—	—	—	—	—
General Public CCR 6731(b)	—	—	—	—	—
Elderly and Handicapped CCR 6731(b)	—	—	—	—	—
Other	—	—	—	—	—
Other Expenditures					
Other Expenditures	—	—	—	—	—
Community Transit Services					
CCR 6730(d), 6731(d), and 6731.1	—	—	—	—	—
Total STAF Expenditures	<u>\$ —</u>	<u>\$ —</u>	<u>\$ —</u>	<u>\$ —</u>	<u>\$ —</u>

Table 6. Transportation Planning Agencies Annual Report — Fiscal Year 2001-02 — (continued)
Schedule of Expenditures by Purpose Regarding the
Local Transportation Funds and State Transit Assistance Funds

	Amador County Transportation Commission — (continued)		Butte County Association of Governments		
	Amador — (continued)		Butte		
	Amador Regional Transit System	Total	Butte County Association of Governments	Butte County	City of Biggs
Local Transportation Fund Expenditures					
Administration					
County Auditor PUC 99233.1	\$ —	\$ —	\$ —	\$ —	\$ —
TPA PUC 99233.1	—	18,000	130,000	—	—
Planning					
PUC 99233.2	—	—	—	—	—
PUC 99233.5(a)	—	—	—	—	—
PUC 99233.5(b)	—	—	—	—	—
Pedestrian and Bicycle Facilities					
PUC 99233.3, 99234	—	—	—	—	—
Rail Service					
PUC 99233.4, 99234.9	—	—	—	—	—
Article 4.5					
Community Transit Services					
PUC 99233.7, 99275	—	—	—	—	—
Article 4					
Planning PUC 99262	—	—	—	—	—
Transit PUC 99260(a)	815,360	815,360	—	791,458	—
Joint Powers Agencies PUC 99260.7	—	—	—	—	—
Railroad Corporations PUC 99260.5(a)	—	—	—	—	—
Other	—	—	—	—	—
Article 8					
Streets and Roads PUC 99400(a)	—	454,130	—	—	—
Pedestrians and Bicycles PUC 99400(a)	—	—	—	—	—
General Public PUC 99400(c)	—	—	—	363,747	2,619
Elderly and Handicapped PUC 99400(c)	—	—	—	—	—
Planning Contributions PUC 99402	—	—	—	1,205,965	42,950
Multimodal Terminal PUC 99400.5	—	—	—	—	—
Other	—	—	—	89,700	559
Total LTF Expenditures	\$ 815,360	\$ 1,287,490	\$ 130,000	\$ 2,450,870	\$ 46,128
State Transit Assistance Fund Expenditures					
Article 4					
Operating Costs CCR 6730(a)	\$ —	\$ —	\$ —	\$ —	\$ —
Capital Costs CCR 6730(b)	—	—	—	—	—
Rail Services Subsidy CCR 6730(c)	—	—	—	—	—
Specialized Services CCR 6731(c)	—	—	—	—	—
Other	—	—	—	—	—
Article 8					
AMTRAK CCR 6731(a)	—	—	—	—	—
General Public CCR 6731(b)	—	—	—	312,274	5,089
Elderly and Handicapped CCR 6731(b)	—	—	—	—	—
Other	—	—	—	—	—
Other Expenditures					
Other Expenditures	—	—	—	—	—
Community Transit Services					
CCR 6730(d), 6731(d), and 6731.1	—	—	—	—	—
Total STAF Expenditures	\$ —	\$ —	\$ —	\$ 312,274	\$ 5,089

Table 6. Transportation Planning Agencies Annual Report — Fiscal Year 2001-02 — (continued)
Schedule of Expenditures by Purpose Regarding the
Local Transportation Funds and State Transit Assistance Funds

Butte County
 Association of
 Governments —
 (continued)

Butte — (continued)

	City of Chico	City of Gridley	City of Oroville	City of Paradise	Total
Local Transportation Fund Expenditures					
Administration					
County Auditor PUC 99233.1	\$ —	\$ —	\$ —	\$ —	\$ —
TPA PUC 99233.1	—	—	—	—	130,000
Planning					
PUC 99233.2	—	—	—	—	—
PUC 99233.5(a)	—	—	—	—	—
PUC 99233.5(b)	—	—	—	—	—
Pedestrian and Bicycle Facilities					
PUC 99233.3, 99234	—	—	—	—	—
Rail Service					
PUC 99233.4, 99234.9	—	—	—	—	—
Article 4.5					
Community Transit Services					
PUC 99233.7, 99275	—	—	—	—	—
Article 4					
Planning PUC 99262	780,043	—	—	—	780,043
Transit PUC 99260(a)	—	—	—	—	791,458
Joint Powers Agencies PUC 99260.7	563,906	—	—	—	563,906
Railroad Corporations PUC 99260.5(a)	—	—	—	—	—
Other	—	—	—	—	—
Article 8					
Streets and Roads PUC 99400(a)	—	—	34,647	—	34,647
Pedestrians and Bicycles PUC 99400(a)	235,945	—	—	—	235,945
General Public PUC 99400(c)	30,416	29,585	269,775	669,878	1,366,020
Elderly and Handicapped PUC 99400(c)	—	—	—	—	—
Planning Contributions PUC 99402	—	97,524	—	—	1,346,439
Multimodal Terminal PUC 99400.5	—	—	—	—	—
Other	76,712	14,106	31,028	8,381	220,486
Total LTF Expenditures	\$ 1,687,022	\$ 141,215	\$ 335,450	\$ 678,259	\$ 5,468,944
State Transit Assistance Fund Expenditures					
Article 4					
Operating Costs CCR 6730(a)	\$ —	\$ —	\$ —	\$ —	\$ —
Capital Costs CCR 6730(b)	—	—	—	—	—
Rail Services Subsidy CCR 6730(c)	—	—	—	—	—
Specialized Services CCR 6731(c)	—	—	—	—	—
Other	—	—	—	—	—
Article 8					
AMTRAK CCR 6731(a)	—	—	—	—	—
General Public CCR 6731(b)	211,006	15,491	36,938	74,907	655,705
Elderly and Handicapped CCR 6731(b)	—	—	—	—	—
Other	—	—	—	—	—
Other Expenditures					
Other Expenditures	—	—	—	—	—
Community Transit Services					
CCR 6730(d), 6731(d), and 6731.1	—	—	—	—	—
Total STAF Expenditures	\$ 211,006	\$ 15,491	\$ 36,938	\$ 74,907	\$ 655,705

Table 6. Transportation Planning Agencies Annual Report — Fiscal Year 2001-02 — (continued)
Schedule of Expenditures by Purpose Regarding the
Local Transportation Funds and State Transit Assistance Funds

	Calaveras County Local Transportation Commission		Colusa County Local Transportation Commission		
	Calaveras		Colusa		
	Calaveras County Local Transportation Commission	Calaveras County	City of Angels	Total	Colusa County Local Transportation Commission
Local Transportation Fund Expenditures					
Administration					
County Auditor PUC 99233.1	\$ —	\$ —	\$ —	\$ —	\$ —
TPA PUC 99233.1	66,494	—	—	66,494	445
Planning					
PUC 99233.2	—	—	—	—	—
PUC 99233.5(a)	—	—	—	—	—
PUC 99233.5(b)	—	—	—	—	—
Pedestrian and Bicycle Facilities					
PUC 99233.3, 99234	—	12,017	—	12,017	—
Rail Service					
PUC 99233.4, 99234.9	—	—	—	—	—
Article 4.5					
Community Transit Services					
PUC 99233.7, 99275	—	—	—	—	—
Article 4					
Planning PUC 99262	—	—	—	—	—
Transit PUC 99260(a)	—	—	—	—	—
Joint Powers Agencies PUC 99260.7	—	—	—	—	—
Railroad Corporations PUC 99260.5(a)	—	—	—	—	—
Other	—	—	—	—	—
Article 8					
Streets and Roads PUC 99400(a)	—	502,772	19,582	522,354	—
Pedestrians and Bicycles PUC 99400(a)	—	—	—	—	—
General Public PUC 99400(c)	—	—	—	—	—
Elderly and Handicapped PUC 99400(c)	—	—	—	—	—
Planning Contributions PUC 99402	—	—	—	—	—
Multimodal Terminal PUC 99400.5	—	—	—	—	—
Other	—	—	—	—	—
Total LTF Expenditures	<u>\$ 66,494</u>	<u>\$ 514,789</u>	<u>\$ 19,582</u>	<u>\$ 600,865</u>	<u>\$ 445</u>
State Transit Assistance Fund Expenditures					
Article 4					
Operating Costs CCR 6730(a)	\$ —	\$ —	\$ —	\$ —	\$ —
Capital Costs CCR 6730(b)	—	—	—	—	—
Rail Services Subsidy CCR 6730(c)	—	—	—	—	—
Specialized Services CCR 6731(c)	—	—	—	—	—
Other	—	—	—	—	—
Article 8					
AMTRAK CCR 6731(a)	—	—	—	—	—
General Public CCR 6731(b)	—	109,232	—	109,232	—
Elderly and Handicapped CCR 6731(b)	—	—	—	—	—
Other	—	—	—	—	—
Other Expenditures					
Other Expenditures	—	—	—	—	—
Community Transit Services					
CCR 6730(d), 6731(d), and 6731.1	—	—	—	—	—
Total STAF Expenditures	<u>\$ —</u>	<u>\$ 109,232</u>	<u>\$ —</u>	<u>\$ 109,232</u>	<u>\$ —</u>

Table 6. Transportation Planning Agencies Annual Report — Fiscal Year 2001-02 — (continued)
Schedule of Expenditures by Purpose Regarding the
Local Transportation Funds and State Transit Assistance Funds

	Colusa County Local Transportation Commission — (continued)				Del Norte County Local Transportation Commission
	Colusa — (continued)				Del Norte
	Colusa County	City of Colusa	City of Williams	Total	Del Norte County Local Transportation Commission
Local Transportation Fund Expenditures					
Administration					
County Auditor PUC 99233.1	\$ —	\$ —	\$ —	\$ —	\$ —
TPA PUC 99233.1	—	—	—	445	24,607
Planning					
PUC 99233.2	—	—	—	—	—
PUC 99233.5(a)	—	—	—	—	—
PUC 99233.5(b)	—	—	—	—	—
Pedestrian and Bicycle Facilities					
PUC 99233.3, 99234	—	—	—	—	—
Rail Service					
PUC 99233.4, 99234.9	—	—	—	—	—
Article 4.5					
Community Transit Services					
PUC 99233.7, 99275	—	—	—	—	—
Article 4					
Planning PUC 99262	—	—	—	—	—
Transit PUC 99260(a)	239,178	133,387	87,392	459,957	—
Joint Powers Agencies PUC 99260.7	—	—	—	—	—
Railroad Corporations PUC 99260.5(a)	—	—	—	—	—
Other	—	—	—	—	—
Article 8					
Streets and Roads PUC 99400(a)	—	—	—	—	—
Pedestrians and Bicycles PUC 99400(a)	—	—	—	—	—
General Public PUC 99400(c)	—	—	—	—	—
Elderly and Handicapped PUC 99400(c)	—	—	—	—	—
Planning Contributions PUC 99402	—	—	—	—	—
Multimodal Terminal PUC 99400.5	—	—	—	—	—
Other	—	—	—	—	—
Total LTF Expenditures	<u>\$ 239,178</u>	<u>\$ 133,387</u>	<u>\$ 87,392</u>	<u>\$ 460,402</u>	<u>\$ 24,607</u>
State Transit Assistance Fund Expenditures					
Article 4					
Operating Costs CCR 6730(a)	\$ 22,880	\$ 12,760	\$ 8,360	\$ 44,000	\$ —
Capital Costs CCR 6730(b)	—	—	—	—	—
Rail Services Subsidy CCR 6730(c)	—	—	—	—	—
Specialized Services CCR 6731(c)	—	—	—	—	—
Other	—	—	—	—	—
Article 8					
AMTRAK CCR 6731(a)	—	—	—	—	—
General Public CCR 6731(b)	—	—	—	—	—
Elderly and Handicapped CCR 6731(b)	—	—	—	—	—
Other	—	—	—	—	—
Other Expenditures					
Other Expenditures	—	—	—	—	—
Community Transit Services					
CCR 6730(d), 6731(d), and 6731.1	—	—	—	—	—
Total STAF Expenditures	<u>\$ 22,880</u>	<u>\$ 12,760</u>	<u>\$ 8,360</u>	<u>\$ 44,000</u>	<u>\$ —</u>

Table 6. Transportation Planning Agencies Annual Report — Fiscal Year 2001-02 — (continued)
Schedule of Expenditures by Purpose Regarding the
Local Transportation Funds and State Transit Assistance Funds

	Del Norte County Local Transportation Commission — (continued)			El Dorado County Local Transportation Commission	
	Del Norte — (continued)			El Dorado	
	Del Norte County	City of Crescent City	Consolidated Transportation Service Agency	Total	El Dorado County Local Transportation Commission
Local Transportation Fund Expenditures					
Administration					
County Auditor PUC 99233.1	\$ —	\$ —	\$ —	\$ —	\$ —
TPA PUC 99233.1	—	—	—	24,607	262,862
Planning					
PUC 99233.2	—	—	—	—	95,643
PUC 99233.5(a)	—	—	—	—	—
PUC 99233.5(b)	—	—	—	—	—
Pedestrian and Bicycle Facilities					
PUC 99233.3, 99234	—	—	—	—	—
Rail Service					
PUC 99233.4, 99234.9	—	—	—	—	—
Article 4.5					
Community Transit Services					
PUC 99233.7, 99275	—	—	25,108	25,108	—
Article 4					
Planning PUC 99262	—	—	—	—	—
Transit PUC 99260(a)	—	—	—	—	—
Joint Powers Agencies PUC 99260.7	—	—	—	—	—
Railroad Corporations PUC 99260.5(a)	—	—	—	—	—
Other	—	—	—	—	—
Article 8					
Streets and Roads PUC 99400(a)	—	—	—	—	—
Pedestrians and Bicycles PUC 99400(a)	—	—	—	—	—
General Public PUC 99400(c)	347,701	70,097	—	417,798	—
Elderly and Handicapped PUC 99400(c)	—	—	—	—	—
Planning Contributions PUC 99402	—	—	—	—	—
Multimodal Terminal PUC 99400.5	—	—	—	—	—
Other	—	—	—	—	—
Total LTF Expenditures	\$ 347,701	\$ 70,097	\$ 25,108	\$ 467,513	\$ 358,505
State Transit Assistance Fund Expenditures					
Article 4					
Operating Costs CCR 6730(a)	\$ —	\$ —	\$ —	\$ —	\$ —
Capital Costs CCR 6730(b)	—	—	—	—	—
Rail Services Subsidy CCR 6730(c)	—	—	—	—	—
Specialized Services CCR 6731(c)	—	—	—	—	—
Other	—	—	—	—	—
Article 8					
AMTRAK CCR 6731(a)	—	—	—	—	—
General Public CCR 6731(b)	109,269	—	—	109,269	—
Elderly and Handicapped CCR 6731(b)	—	—	—	—	—
Other	—	—	—	—	—
Other Expenditures					
Other Expenditures	—	—	—	—	—
Community Transit Services					
CCR 6730(d), 6731(d), and 6731.1	—	—	—	—	—
Total STAF Expenditures	\$ 109,269	\$ —	\$ —	\$ 109,269	\$ —

Table 6. Transportation Planning Agencies Annual Report — Fiscal Year 2001-02 — (continued)
Schedule of Expenditures by Purpose Regarding the
Local Transportation Funds and State Transit Assistance Funds

	El Dorado County Local Transportation Commission — (continued)					Tahoe Regional Planning Agency	
	El Dorado — (continued)					El Dorado	
	El Dorado County	City of Placerville	El Dorado County Joint Transit Agency	Total		Tahoe Regional Planning Agency	
Local Transportation Fund Expenditures							
Administration							
County Auditor PUC 99233.1	\$ 3,156	\$ —	\$ —	\$ 3,156	\$ —	\$ —	
TPA PUC 99233.1	—	—	—	262,862	15,500		
Planning							
PUC 99233.2	—	—	—	95,643	22,500		
PUC 99233.5(a)	—	—	—	—	—		
PUC 99233.5(b)	—	—	—	—	—		
Pedestrian and Bicycle Facilities							
PUC 99233.3, 99234	—	—	—	—	—		
Rail Service							
PUC 99233.4, 99234.9	—	—	—	—	—		
Article 4.5							
Community Transit Services							
PUC 99233.7, 99275	—	—	—	—	—		
Article 4							
Planning PUC 99262	—	—	—	—	—		
Transit PUC 99260(a)	—	—	1,881,545	1,881,545	—		
Joint Powers Agencies PUC 99260.7	—	—	—	—	—		
Railroad Corporations PUC 99260.5(a)	—	—	—	—	—		
Other	—	—	—	—	—		
Article 8							
Streets and Roads PUC 99400(a)	821,312	69,772	—	891,084	—		
Pedestrians and Bicycles PUC 99400(a)	—	—	—	—	—		
General Public PUC 99400(c)	—	—	—	—	—		
Elderly and Handicapped PUC 99400(c)	—	—	—	—	—		
Planning Contributions PUC 99402	—	—	—	—	—		
Multimodal Terminal PUC 99400.5	—	—	—	—	—		
Other	—	—	—	—	—		
Total LTF Expenditures	\$ 824,468	\$ 69,772	\$ 1,881,545	\$ 3,134,290	\$ 38,000		
State Transit Assistance Fund Expenditures							
Article 4							
Operating Costs CCR 6730(a)	\$ —	\$ —	\$ 510,892	\$ 510,892	\$ —		
Capital Costs CCR 6730(b)	—	—	—	—	—		
Rail Services Subsidy CCR 6730(c)	—	—	—	—	—		
Specialized Services CCR 6731(c)	—	—	—	—	—		
Other	—	—	—	—	—		
Article 8							
AMTRAK CCR 6731(a)	—	—	—	—	—		
General Public CCR 6731(b)	—	—	—	—	—		
Elderly and Handicapped CCR 6731(b)	—	—	—	—	—		
Other	—	—	—	—	—		
Other Expenditures							
Other Expenditures	—	—	—	—	—		
Community Transit Services							
CCR 6730(d), 6731(d), and 6731.1	—	—	—	—	—		
Total STAF Expenditures	\$ —	\$ —	\$ 510,892	\$ 510,892	\$ —		

Table 6. Transportation Planning Agencies Annual Report — Fiscal Year 2001-02 — (continued)
Schedule of Expenditures by Purpose Regarding the
Local Transportation Funds and State Transit Assistance Funds

	Tahoe Regional Planning Agency — (continued)					
	El Dorado — (continued)				Placer	
	El Dorado County	City of South Lake Tahoe	Total	Tahoe Regional Planning Agency	Placer County	
Local Transportation Fund Expenditures						
Administration						
County Auditor PUC 99233.1	\$ 844	\$ —	\$ 844	\$ —	\$ 222	
TPA PUC 99233.1	—	—	15,500	9,500	—	
Planning						
PUC 99233.2	—	—	22,500	14,000	—	
PUC 99233.5(a)	—	—	—	—	—	
PUC 99233.5(b)	—	—	—	—	—	
Pedestrian and Bicycle Facilities						
PUC 99233.3, 99234	—	—	—	—	—	
Rail Service						
PUC 99233.4, 99234.9	—	—	—	—	—	
Article 4.5						
Community Transit Services						
PUC 99233.7, 99275	—	—	—	—	—	
Article 4						
Planning PUC 99262	—	—	—	—	—	
Transit PUC 99260(a)	241,786	601,144	842,930	—	585,603	
Joint Powers Agencies PUC 99260.7	—	—	—	—	—	
Railroad Corporations PUC 99260.5(a)	—	—	—	—	—	
Other	—	—	—	—	—	
Article 8						
Streets and Roads PUC 99400(a)	—	—	—	—	—	
Pedestrians and Bicycles PUC 99400(a)	—	—	—	—	—	
General Public PUC 99400(c)	—	—	—	—	—	
Elderly and Handicapped PUC 99400(c)	—	—	—	—	—	
Planning Contributions PUC 99402	—	—	—	—	—	
Multimodal Terminal PUC 99400.5	—	—	—	—	—	
Other	—	—	—	—	—	
Total LTF Expenditures	<u>\$ 242,630</u>	<u>\$ 601,144</u>	<u>\$ 881,774</u>	<u>\$ 23,500</u>	<u>\$ 585,825</u>	
State Transit Assistance Fund Expenditures						
Article 4						
Operating Costs CCR 6730(a)	\$ —	\$ 96,783	\$ 96,783	\$ —	\$ 96,783	
Capital Costs CCR 6730(b)	—	—	—	—	—	
Rail Services Subsidy CCR 6730(c)	—	—	—	—	—	
Specialized Services CCR 6731(c)	—	—	—	—	—	
Other	—	—	—	—	—	
Article 8						
AMTRAK CCR 6731(a)	—	—	—	—	—	
General Public CCR 6731(b)	—	—	—	—	—	
Elderly and Handicapped CCR 6731(b)	—	—	—	—	—	
Other	—	—	—	—	—	
Other Expenditures						
Other Expenditures	—	—	—	—	—	
Community Transit Services						
CCR 6730(d), 6731(d), and 6731.1	—	—	—	—	—	
Total STAF Expenditures	<u>\$ —</u>	<u>\$ 96,783</u>	<u>\$ 96,783</u>	<u>\$ —</u>	<u>\$ 96,783</u>	

Table 6. Transportation Planning Agencies Annual Report — Fiscal Year 2001-02 — (continued)
Schedule of Expenditures by Purpose Regarding the
Local Transportation Funds and State Transit Assistance Funds

	Tahoe Regional Planning Agency — (continued)		Fresno County Council of Governments		
	Total	Total	Fresno		
			Fresno County Council of Governments	Fresno County	City of Clovis
Local Transportation Fund Expenditures					
Administration					
County Auditor PUC 99233.1	\$ 222	\$ 1,066	\$ —	\$ —	\$ —
TPA PUC 99233.1	9,500	25,000	—	—	—
Planning					
PUC 99233.2	14,000	36,500	—	—	—
PUC 99233.5(a)	—	—	—	—	—
PUC 99233.5(b)	—	—	—	—	—
Pedestrian and Bicycle Facilities					
PUC 99233.3, 99234	—	—	—	81,831	34,695
Rail Service					
PUC 99233.4, 99234.9	—	—	—	—	—
Article 4.5					
Community Transit Services					
PUC 99233.7, 99275	—	—	—	—	85,003
Article 4					
Planning PUC 99262	—	—	—	—	—
Transit PUC 99260(a)	585,603	1,428,533	—	—	1,033,369
Joint Powers Agencies PUC 99260.7	—	—	—	—	—
Railroad Corporations PUC 99260.5(a)	—	—	—	—	—
Other	—	—	—	—	—
Article 8					
Streets and Roads PUC 99400(a)	—	—	—	2,859,683	409,345
Pedestrians and Bicycles PUC 99400(a)	—	—	—	—	—
General Public PUC 99400(c)	—	—	—	—	—
Elderly and Handicapped PUC 99400(c)	—	—	—	—	—
Planning Contributions PUC 99402	—	—	666,437	—	—
Multimodal Terminal PUC 99400.5	—	—	—	—	—
Other	—	—	—	—	—
Total LTF Expenditures	\$ 609,325	\$ 1,491,099	\$ 666,437	\$ 2,941,514	\$ 1,562,412
State Transit Assistance Fund Expenditures					
Article 4					
Operating Costs CCR 6730(a)	\$ 96,783	\$ 193,566	\$ —	\$ —	\$ 5,353
Capital Costs CCR 6730(b)	—	—	—	—	—
Rail Services Subsidy CCR 6730(c)	—	—	—	—	—
Specialized Services CCR 6731(c)	—	—	—	—	—
Other	—	—	—	—	—
Article 8					
AMTRAK CCR 6731(a)	—	—	—	—	—
General Public CCR 6731(b)	—	—	—	—	187,308
Elderly and Handicapped CCR 6731(b)	—	—	—	—	—
Other	—	—	—	—	—
Other Expenditures					
Other Expenditures	—	—	—	—	—
Community Transit Services					
CCR 6730(d), 6731(d), and 6731.1	—	—	—	—	—
Total STAF Expenditures	\$ 96,783	\$ 193,566	\$ —	\$ —	\$ 192,661

Table 6. Transportation Planning Agencies Annual Report — Fiscal Year 2001-02 — (continued)
Schedule of Expenditures by Purpose Regarding the
Local Transportation Funds and State Transit Assistance Funds

Fresno County Council of Governments — (continued)					
Fresno — (continued)					
	City of Coalinga	City of Firebaugh	City of Fowler	City of Fresno	City of Huron
Local Transportation Fund Expenditures					
Administration					
County Auditor PUC 99233.1	\$ —	\$ —	\$ —	\$ —	\$ —
TPA PUC 99233.1	—	—	—	—	—
Planning					
PUC 99233.2	—	—	—	—	—
PUC 99233.5(a)	—	—	—	—	—
PUC 99233.5(b)	—	—	—	—	—
Pedestrian and Bicycle Facilities					
PUC 99233.3, 99234	8,111	2,904	2,011	216,104	3,210
Rail Service					
PUC 99233.4, 99234.9	—	—	—	—	—
Article 4.5					
Community Transit Services					
PUC 99233.7, 99275	—	—	—	—	—
Article 4					
Planning PUC 99262	—	—	—	—	—
Transit PUC 99260(a)	—	—	—	12,138,973	—
Joint Powers Agencies PUC 99260.7	—	—	—	—	—
Railroad Corporations PUC 99260.5(a)	—	—	—	—	—
Other	—	—	—	—	—
Article 8					
Streets and Roads PUC 99400(a)	220,399	93,055	81,584	—	152,639
Pedestrians and Bicycles PUC 99400(a)	—	—	—	—	—
General Public PUC 99400(c)	—	—	—	—	—
Elderly and Handicapped PUC 99400(c)	—	—	—	—	—
Planning Contributions PUC 99402	—	—	—	—	—
Multimodal Terminal PUC 99400.5	—	—	—	—	—
Other	—	—	—	—	—
Total LTF Expenditures	<u>\$ 228,510</u>	<u>\$ 95,959</u>	<u>\$ 83,595</u>	<u>\$ 12,355,077</u>	<u>\$ 155,849</u>
State Transit Assistance Fund Expenditures					
Article 4					
Operating Costs CCR 6730(a)	\$ —	\$ —	\$ —	\$ 325,528	\$ —
Capital Costs CCR 6730(b)	—	—	—	—	—
Rail Services Subsidy CCR 6730(c)	—	—	—	—	—
Specialized Services CCR 6731(c)	—	—	—	—	—
Other	—	—	—	—	—
Article 8					
AMTRAK CCR 6731(a)	—	—	—	—	—
General Public CCR 6731(b)	—	—	—	1,209,578	—
Elderly and Handicapped CCR 6731(b)	—	—	—	—	—
Other	—	—	—	—	—
Other Expenditures					
Other Expenditures	—	—	—	—	—
Community Transit Services					
CCR 6730(d), 6731(d), and 6731.1	—	—	—	—	—
Total STAF Expenditures	<u>\$ —</u>	<u>\$ —</u>	<u>\$ —</u>	<u>\$ 1,535,106</u>	<u>\$ —</u>

Table 6. Transportation Planning Agencies Annual Report — Fiscal Year 2001-02 — (continued)
Schedule of Expenditures by Purpose Regarding the
Local Transportation Funds and State Transit Assistance Funds

Fresno County Council of Governments — (continued)					
Fresno — (continued)					
	City of Kerman	City of Kingsburg	City of Mendota	City of Orange Cove	City of Parlier
Local Transportation Fund Expenditures					
Administration					
County Auditor PUC 99233.1	\$ —	\$ —	\$ —	\$ —	\$ —
TPA PUC 99233.1	—	—	—	—	—
Planning					
PUC 99233.2	—	—	—	—	—
PUC 99233.5(a)	—	—	—	—	—
PUC 99233.5(b)	—	—	—	—	—
Pedestrian and Bicycle Facilities					
PUC 99233.3, 99234	4,381	4,714	3,990	4,164	5,736
Rail Service					
PUC 99233.4, 99234.9	—	—	—	—	—
Article 4.5					
Community Transit Services					
PUC 99233.7, 99275	—	—	—	—	—
Article 4					
Planning PUC 99262	—	—	—	—	—
Transit PUC 99260(a)	—	—	—	—	—
Joint Powers Agencies PUC 99260.7	—	—	—	—	—
Railroad Corporations PUC 99260.5(a)	—	—	—	—	—
Other	—	—	—	—	—
Article 8					
Streets and Roads PUC 99400(a)	179,167	173,106	160,480	206,358	274,822
Pedestrians and Bicycles PUC 99400(a)	—	—	—	—	—
General Public PUC 99400(c)	—	—	—	—	—
Elderly and Handicapped PUC 99400(c)	—	—	—	—	—
Planning Contributions PUC 99402	—	—	—	—	—
Multimodal Terminal PUC 99400.5	—	—	—	—	—
Other	—	—	—	—	—
Total LTF Expenditures	<u>\$ 183,548</u>	<u>\$ 177,820</u>	<u>\$ 164,470</u>	<u>\$ 210,522</u>	<u>\$ 280,558</u>
State Transit Assistance Fund Expenditures					
Article 4					
Operating Costs CCR 6730(a)	\$ —	\$ —	\$ —	\$ —	\$ —
Capital Costs CCR 6730(b)	—	—	—	—	—
Rail Services Subsidy CCR 6730(c)	—	—	—	—	—
Specialized Services CCR 6731(c)	—	—	—	—	—
Other	—	—	—	—	—
Article 8					
AMTRAK CCR 6731(a)	—	—	—	—	—
General Public CCR 6731(b)	—	—	—	—	—
Elderly and Handicapped CCR 6731(b)	—	—	—	—	—
Other	—	—	—	—	—
Other Expenditures					
Other Expenditures	—	—	—	—	—
Community Transit Services					
CCR 6730(d), 6731(d), and 6731.1	—	—	—	—	—
Total STAF Expenditures	<u>\$ —</u>	<u>\$ —</u>	<u>\$ —</u>	<u>\$ —</u>	<u>\$ —</u>

Table 6. Transportation Planning Agencies Annual Report — Fiscal Year 2001-02 — (continued)
Schedule of Expenditures by Purpose Regarding the
Local Transportation Funds and State Transit Assistance Funds

Fresno County Council of Governments — (continued)					
Fresno — (continued)					
	City of Reedley	City of San Joaquin	City of Sanger	City of Selma	Fresno County Economic Opportunities Commission
Local Transportation Fund Expenditures					
Administration					
County Auditor PUC 99233.1	\$ —	\$ —	\$ —	\$ —	\$ —
TPA PUC 99233.1	—	—	—	—	—
Planning					
PUC 99233.2	—	—	—	—	—
PUC 99233.5(a)	—	—	—	—	—
PUC 99233.5(b)	—	—	—	—	—
Pedestrian and Bicycle Facilities					
PUC 99233.3, 99234	10,474	1,672	9,626	9,937	—
Rail Service					
PUC 99233.4, 99234.9	—	—	—	—	—
Article 4.5					
Community Transit Services					
PUC 99233.7, 99275	—	—	—	—	903,719
Article 4					
Planning PUC 99262	—	—	—	—	—
Transit PUC 99260(a)	—	—	—	—	—
Joint Powers Agencies PUC 99260.7	—	—	—	—	—
Railroad Corporations PUC 99260.5(a)	—	—	—	—	—
Other	—	—	—	—	—
Article 8					
Streets and Roads PUC 99400(a)	504,919	74,367	390,482	365,002	—
Pedestrians and Bicycles PUC 99400(a)	—	—	—	—	—
General Public PUC 99400(c)	—	—	—	—	—
Elderly and Handicapped PUC 99400(c)	—	—	—	—	—
Planning Contributions PUC 99402	—	—	—	—	—
Multimodal Terminal PUC 99400.5	—	—	—	—	—
Other	—	—	—	—	—
Total LTF Expenditures	<u>\$ 515,393</u>	<u>\$ 76,039</u>	<u>\$ 400,108</u>	<u>\$ 374,939</u>	<u>\$ 903,719</u>
State Transit Assistance Fund Expenditures					
Article 4					
Operating Costs CCR 6730(a)	\$ —	\$ —	\$ —	\$ —	\$ —
Capital Costs CCR 6730(b)	—	—	—	—	—
Rail Services Subsidy CCR 6730(c)	—	—	—	—	—
Specialized Services CCR 6731(c)	—	—	—	—	—
Other	—	—	—	—	—
Article 8					
AMTRAK CCR 6731(a)	—	—	—	—	—
General Public CCR 6731(b)	—	—	—	—	—
Elderly and Handicapped CCR 6731(b)	—	—	—	—	—
Other	—	—	—	—	—
Other Expenditures					
Other Expenditures	—	—	—	—	—
Community Transit Services					
CCR 6730(d), 6731(d), and 6731.1	—	—	—	—	—
Total STAF Expenditures	<u>\$ —</u>	<u>\$ —</u>	<u>\$ —</u>	<u>\$ —</u>	<u>\$ —</u>

Table 6. Transportation Planning Agencies Annual Report — Fiscal Year 2001-02 — (continued)
Schedule of Expenditures by Purpose Regarding the
Local Transportation Funds and State Transit Assistance Funds

	Fresno County Council of Governments — (continued)		Glenn County Local Transportation Commission		
	Fresno — (continued)		Glenn		
	Fresno County Rural Transit Agency	Total	Glenn County Local Transportation Commission	Glenn County	City of Orland
Local Transportation Fund Expenditures					
Administration					
County Auditor PUC 99233.1	\$ —	\$ —	\$ —	\$ —	\$ —
TPA PUC 99233.1	—	—	—	—	—
Planning					
PUC 99233.2	—	—	—	—	—
PUC 99233.5(a)	—	—	—	—	—
PUC 99233.5(b)	—	—	—	—	—
Pedestrian and Bicycle Facilities					
PUC 99233.3, 99234	—	403,560	—	—	—
Rail Service					
PUC 99233.4, 99234.9	—	—	—	—	—
Article 4.5					
Community Transit Services					
PUC 99233.7, 99275	—	988,722	—	—	—
Article 4					
Planning PUC 99262	—	—	—	—	—
Transit PUC 99260(a)	624,910	13,797,252	—	—	—
Joint Powers Agencies PUC 99260.7	—	—	—	—	—
Railroad Corporations PUC 99260.5(a)	—	—	—	—	—
Other	—	—	—	—	—
Article 8					
Streets and Roads PUC 99400(a)	—	6,145,408	—	185,554	285,810
Pedestrians and Bicycles PUC 99400(a)	—	—	—	—	—
General Public PUC 99400(c)	—	—	—	—	—
Elderly and Handicapped PUC 99400(c)	—	—	—	—	—
Planning Contributions PUC 99402	—	666,437	—	30,014	—
Multimodal Terminal PUC 99400.5	—	—	—	—	—
Other	—	—	—	—	—
Total LTF Expenditures	<u>\$ 624,910</u>	<u>\$ 22,001,379</u>	<u>\$ —</u>	<u>\$ 215,568</u>	<u>\$ 285,810</u>
State Transit Assistance Fund Expenditures					
Article 4					
Operating Costs CCR 6730(a)	\$ 15,188	\$ 346,069	\$ —	\$ —	\$ —
Capital Costs CCR 6730(b)	—	—	—	—	—
Rail Services Subsidy CCR 6730(c)	—	—	—	—	—
Specialized Services CCR 6731(c)	—	—	—	—	—
Other	—	—	—	—	—
Article 8					
AMTRAK CCR 6731(a)	—	—	—	—	—
General Public CCR 6731(b)	739,037	2,135,923	—	—	—
Elderly and Handicapped CCR 6731(b)	—	—	—	81,786	—
Other	—	—	—	—	—
Other Expenditures					
Other Expenditures	—	—	—	—	—
Community Transit Services					
CCR 6730(d), 6731(d), and 6731.1	—	—	—	—	—
Total STAF Expenditures	<u>\$ 754,225</u>	<u>\$ 2,481,992</u>	<u>\$ —</u>	<u>\$ 81,786</u>	<u>\$ —</u>

Table 6. Transportation Planning Agencies Annual Report — Fiscal Year 2001-02 — (continued)
Schedule of Expenditures by Purpose Regarding the
Local Transportation Funds and State Transit Assistance Funds

	Glenn County Local Transportation Commission — (continued)			Humboldt County Association of Governments	
	Glenn — (continued)			Humboldt	
	City of Willows	Glenn Transit Service	Total	Humboldt County Association of Governments	Humboldt County
Local Transportation Fund Expenditures					
Administration					
County Auditor PUC 99233.1	\$ —	\$ —	\$ —	\$ —	\$ —
TPA PUC 99233.1	—	—	—	170,837	—
Planning					
PUC 99233.2	—	—	—	—	—
PUC 99233.5(a)	—	—	—	—	—
PUC 99233.5(b)	—	—	—	—	—
Pedestrian and Bicycle Facilities					
PUC 99233.3, 99234	—	—	—	—	30,000
Rail Service					
PUC 99233.4, 99234.9	—	—	—	—	—
Article 4.5					
Community Transit Services					
PUC 99233.7, 99275	—	—	—	—	—
Article 4					
Planning PUC 99262	—	—	—	—	—
Transit PUC 99260(a)	—	—	—	—	946,394
Joint Powers Agencies PUC 99260.7	—	—	—	—	41,630
Railroad Corporations PUC 99260.5(a)	—	—	—	—	—
Other	—	—	—	—	—
Article 8					
Streets and Roads PUC 99400(a)	106,448	—	577,812	—	776,518
Pedestrians and Bicycles PUC 99400(a)	—	—	—	—	—
General Public PUC 99400(c)	—	232,878	232,878	—	—
Elderly and Handicapped PUC 99400(c)	—	319,000	319,000	—	—
Planning Contributions PUC 99402	—	—	30,014	—	—
Multimodal Terminal PUC 99400.5	—	—	—	—	—
Other	—	—	—	—	—
Total LTF Expenditures	<u>\$ 106,448</u>	<u>\$ 551,878</u>	<u>\$ 1,159,704</u>	<u>\$ 170,837</u>	<u>\$ 1,794,542</u>
State Transit Assistance Fund Expenditures					
Article 4					
Operating Costs CCR 6730(a)	\$ —	\$ —	\$ —	\$ —	\$ —
Capital Costs CCR 6730(b)	—	—	—	—	—
Rail Services Subsidy CCR 6730(c)	—	—	—	—	—
Specialized Services CCR 6731(c)	—	—	—	—	—
Other	—	—	—	—	—
Article 8					
AMTRAK CCR 6731(a)	—	—	—	—	—
General Public CCR 6731(b)	—	—	—	—	—
Elderly and Handicapped CCR 6731(b)	—	—	81,786	—	—
Other	—	—	—	—	—
Other Expenditures					
Other Expenditures	—	—	—	—	—
Community Transit Services					
CCR 6730(d), 6731(d), and 6731.1	—	—	—	—	—
Total STAF Expenditures	<u>\$ —</u>	<u>\$ —</u>	<u>\$ 81,786</u>	<u>\$ —</u>	<u>\$ —</u>

Table 6. Transportation Planning Agencies Annual Report — Fiscal Year 2001-02 — (continued)
Schedule of Expenditures by Purpose Regarding the
Local Transportation Funds and State Transit Assistance Funds

Humboldt County
Association of
Governments —
(continued)

**Humboldt —
(continued)**
City of Arcata

City of Blue Lake

City of Eureka

City of Ferndale

City of Fortuna

Local Transportation Fund Expenditures

Administration

County Auditor PUC 99233.1	\$	—	\$	—	\$	—	\$	—	\$	—
TPA PUC 99233.1		—		—		—		—		—

Planning

PUC 99233.2		—		—		—		—		—
PUC 99233.5(a)		—		—		—		—		—
PUC 99233.5(b)		—		—		—		—		—

Pedestrian and Bicycle Facilities

PUC 99233.3, 99234		—		—		—		—		—
--------------------	--	---	--	---	--	---	--	---	--	---

Rail Service

PUC 99233.4, 99234.9		—		—		—		—		—
----------------------	--	---	--	---	--	---	--	---	--	---

Article 4.5

Community Transit Services

PUC 99233.7, 99275		—		—		—		—		—
--------------------	--	---	--	---	--	---	--	---	--	---

Article 4

Planning PUC 99262		—		—		—		—		—
Transit PUC 99260(a)		365,977		—		450,546		—		62,280
Joint Powers Agencies PUC 99260.7		52,789		—		252,898		—		45,415
Railroad Corporations PUC 99260.5(a)		—		—		—		—		—
Other		—		—		—		—		—

Article 8

Streets and Roads PUC 99400(a)		—		29,163		—		34,990		148,790
Pedestrians and Bicycles PUC 99400(a)		—		—		—		—		5,235
General Public PUC 99400(c)		—		2,500		—		—		—
Elderly and Handicapped PUC 99400(c)		—		—		—		—		—
Planning Contributions PUC 99402		—		—		—		—		—
Multimodal Terminal PUC 99400.5		—		—		—		—		—
Other		—		—		—		—		—

Total LTF Expenditures

	<u>\$</u>	<u>418,766</u>	<u>\$</u>	<u>31,663</u>	<u>\$</u>	<u>703,444</u>	<u>\$</u>	<u>34,990</u>	<u>\$</u>	<u>261,720</u>
--	-----------	----------------	-----------	---------------	-----------	----------------	-----------	---------------	-----------	----------------

State Transit Assistance Fund Expenditures

Article 4

Operating Costs CCR 6730(a)	\$	—	\$	—	\$	—	\$	—	\$	—
Capital Costs CCR 6730(b)		60,708		—		87,395		—		26,658
Rail Services Subsidy CCR 6730(c)		—		—		—		—		—
Specialized Services CCR 6731(c)		—		—		—		—		—
Other		—		—		—		—		—

Article 8

AMTRAK CCR 6731(a)		—		—		—		—		—
General Public CCR 6731(b)		—		—		—		—		—
Elderly and Handicapped CCR 6731(b)		—		—		—		—		—
Other		—		—		—		—		—

Other Expenditures

Other Expenditures		—		—		—		—		—
--------------------	--	---	--	---	--	---	--	---	--	---

Community Transit Services

CCR 6730(d), 6731(d), and 6731.1		—		—		—		—		—
----------------------------------	--	---	--	---	--	---	--	---	--	---

Total STAF Expenditures

	<u>\$</u>	<u>60,708</u>	<u>\$</u>	<u>—</u>	<u>\$</u>	<u>87,395</u>	<u>\$</u>	<u>—</u>	<u>\$</u>	<u>26,658</u>
--	-----------	---------------	-----------	----------	-----------	---------------	-----------	----------	-----------	---------------

Table 6. Transportation Planning Agencies Annual Report — Fiscal Year 2001-02 — (continued)
Schedule of Expenditures by Purpose Regarding the
Local Transportation Funds and State Transit Assistance Funds

Humboldt County
 Association of
 Governments —
 (continued)

**Humboldt —
 (continued)**
 City of Rio Dell

Local Transportation Fund Expenditures

	City of Rio Dell	City of Trinidad	CTSA/HCAR	Humboldt Transit Authority	Total
Administration					
County Auditor PUC 99233.1	\$ —	\$ —	\$ —	\$ —	\$ —
TPA PUC 99233.1	—	—	—	—	170,837
Planning					
PUC 99233.2	—	—	—	—	—
PUC 99233.5(a)	—	—	—	—	—
PUC 99233.5(b)	—	—	—	—	—
Pedestrian and Bicycle Facilities					
PUC 99233.3, 99234	—	—	—	—	30,000
Rail Service					
PUC 99233.4, 99234.9	—	—	—	—	—
Article 4.5					
Community Transit Services					
PUC 99233.7, 99275	—	—	—	—	—
Article 4					
Planning PUC 99262	—	—	—	—	—
Transit PUC 99260(a)	21,284	3,041	—	—	1,849,522
Joint Powers Agencies PUC 99260.7	3,000	—	—	—	395,732
Railroad Corporations PUC 99260.5(a)	—	—	—	—	—
Other	—	—	—	—	—
Article 8					
Streets and Roads PUC 99400(a)	50,782	6,155	—	—	1,046,398
Pedestrians and Bicycles PUC 99400(a)	—	—	—	—	5,235
General Public PUC 99400(c)	—	—	—	—	2,500
Elderly and Handicapped PUC 99400(c)	—	—	—	—	—
Planning Contributions PUC 99402	—	—	—	—	—
Multimodal Terminal PUC 99400.5	—	—	—	—	—
Other	—	—	—	—	—
Total LTF Expenditures	<u>\$ 75,066</u>	<u>\$ 9,196</u>	<u>\$ —</u>	<u>\$ —</u>	<u>\$ 3,500,224</u>
State Transit Assistance Fund Expenditures					
Article 4					
Operating Costs CCR 6730(a)	\$ —	\$ —	\$ 19,863	\$ —	\$ 19,863
Capital Costs CCR 6730(b)	—	—	—	93,007	267,768
Rail Services Subsidy CCR 6730(c)	—	—	—	—	—
Specialized Services CCR 6731(c)	—	—	—	—	—
Other	—	—	—	—	—
Article 8					
AMTRAK CCR 6731(a)	—	—	—	—	—
General Public CCR 6731(b)	—	—	—	—	—
Elderly and Handicapped CCR 6731(b)	—	—	—	—	—
Other	—	—	—	—	—
Other Expenditures					
Other Expenditures	—	—	—	—	—
Community Transit Services					
CCR 6730(d), 6731(d), and 6731.1	—	—	—	—	—
Total STAF Expenditures	<u>\$ —</u>	<u>\$ —</u>	<u>\$ 19,863</u>	<u>\$ 93,007</u>	<u>\$ 287,631</u>

Table 6. Transportation Planning Agencies Annual Report — Fiscal Year 2001-02 — (continued)
Schedule of Expenditures by Purpose Regarding the
Local Transportation Funds and State Transit Assistance Funds

	Imperial Valley Association of Governments				
	Imperial				
	Imperial Valley Association of Governments	Imperial County	City of Brawley	City of Calexico	City of Calipatria
Local Transportation Fund Expenditures					
Administration					
County Auditor PUC 99233.1	\$ —	\$ 13,000	\$ —	\$ —	\$ —
TPA PUC 99233.1	25,000	—	—	—	—
Planning					
PUC 99233.2	—	—	—	—	—
PUC 99233.5(a)	—	—	—	—	—
PUC 99233.5(b)	—	—	—	—	—
Pedestrian and Bicycle Facilities					
PUC 99233.3, 99234	—	18,500	26,000	7,500	10,000
Rail Service					
PUC 99233.4, 99234.9	—	—	—	—	—
Article 4.5					
Community Transit Services					
PUC 99233.7, 99275	—	—	—	—	—
Article 4					
Planning PUC 99262	—	—	—	—	—
Transit PUC 99260(a)	—	—	—	—	—
Joint Powers Agencies PUC 99260.7	—	—	—	—	—
Railroad Corporations PUC 99260.5(a)	—	—	—	—	—
Other	—	—	—	—	—
Article 8					
Streets and Roads PUC 99400(a)	—	447,421	319,924	375,030	63,705
Pedestrians and Bicycles PUC 99400(a)	—	16,635	13,363	16,927	1,938
General Public PUC 99400(c)	—	194,519	158,839	201,198	23,036
Elderly and Handicapped PUC 99400(c)	—	90,500	119,327	181,361	—
Planning Contributions PUC 99402	—	—	—	—	—
Multimodal Terminal PUC 99400.5	—	—	—	—	—
Other	—	64,379	56,710	71,832	7,624
Total LTF Expenditures	\$ 25,000	\$ 844,954	\$ 694,163	\$ 853,848	\$ 106,303
State Transit Assistance Fund Expenditures					
Article 4					
Operating Costs CCR 6730(a)	\$ —	\$ 215,000	\$ —	\$ —	\$ —
Capital Costs CCR 6730(b)	—	—	—	—	—
Rail Services Subsidy CCR 6730(c)	—	—	—	—	—
Specialized Services CCR 6731(c)	—	—	—	—	—
Other	—	—	—	—	—
Article 8					
AMTRAK CCR 6731(a)	—	—	—	—	—
General Public CCR 6731(b)	—	—	—	—	—
Elderly and Handicapped CCR 6731(b)	—	—	—	—	—
Other	—	—	—	—	—
Other Expenditures					
Other Expenditures	—	—	—	—	—
Community Transit Services					
CCR 6730(d), 6731(d), and 6731.1	—	—	—	—	—
Total STAF Expenditures	\$ —	\$ 215,000	\$ —	\$ —	\$ —

Table 6. Transportation Planning Agencies Annual Report — Fiscal Year 2001-02 — (continued)
Schedule of Expenditures by Purpose Regarding the
Local Transportation Funds and State Transit Assistance Funds

Imperial Valley
 Association of
 Governments —
 (continued)

Imperial — (continued)

	City of El Centro	City of Holtville	City of Imperial	City of Westmorland	Total
Local Transportation Fund Expenditures					
Administration					
County Auditor PUC 99233.1	\$ —	\$ —	\$ —	\$ —	\$ 13,000
TPA PUC 99233.1	—	—	—	—	25,000
Planning					
PUC 99233.2	—	—	—	—	—
PUC 99233.5(a)	—	—	—	—	—
PUC 99233.5(b)	—	—	—	—	—
Pedestrian and Bicycle Facilities					
PUC 99233.3, 99234	26,000	10,000	14,000	24,500	136,500
Rail Service					
PUC 99233.4, 99234.9	—	—	—	—	—
Article 4.5					
Community Transit Services					
PUC 99233.7, 99275	—	—	—	—	—
Article 4					
Planning PUC 99262	—	—	—	—	—
Transit PUC 99260(a)	—	—	—	—	—
Joint Powers Agencies PUC 99260.7	—	—	—	—	—
Railroad Corporations PUC 99260.5(a)	—	—	—	—	—
Other	—	—	—	—	—
Article 8					
Streets and Roads PUC 99400(a)	643,463	111,331	85,012	72,287	2,118,173
Pedestrians and Bicycles PUC 99400(a)	22,782	3,387	4,647	2,170	81,849
General Public PUC 99400(c)	270,795	40,259	55,230	15,582	959,458
Elderly and Handicapped PUC 99400(c)	105,390	—	67,720	—	564,298
Planning Contributions PUC 99402	—	—	—	—	—
Multimodal Terminal PUC 99400.5	—	—	—	—	—
Other	96,680	14,373	19,718	5,563	336,879
Total LTF Expenditures	\$ 1,165,110	\$ 179,350	\$ 246,327	\$ 120,102	\$ 4,235,157
State Transit Assistance Fund Expenditures					
Article 4					
Operating Costs CCR 6730(a)	\$ —	\$ —	\$ —	\$ —	\$ 215,000
Capital Costs CCR 6730(b)	—	—	—	—	—
Rail Services Subsidy CCR 6730(c)	—	—	—	—	—
Specialized Services CCR 6731(c)	—	—	—	—	—
Other	—	—	—	—	—
Article 8					
AMTRAK CCR 6731(a)	—	—	—	—	—
General Public CCR 6731(b)	—	—	—	—	—
Elderly and Handicapped CCR 6731(b)	—	—	—	—	—
Other	—	—	—	—	—
Other Expenditures					
Other Expenditures	—	—	—	—	—
Community Transit Services					
CCR 6730(d), 6731(d), and 6731.1	—	—	—	—	—
Total STAF Expenditures	\$ —	\$ —	\$ —	\$ —	\$ 215,000

Table 6. Transportation Planning Agencies Annual Report — Fiscal Year 2001-02 — (continued)
Schedule of Expenditures by Purpose Regarding the
Local Transportation Funds and State Transit Assistance Funds

	Inyo County Local Transportation Commission			Kern Council of Governments		
	Inyo					Kern
	Inyo County Local Transportation Commission	Inyo County	Inyo-Mono Area Agency On Aging	Total	Kern Council of Governments	
Local Transportation Fund Expenditures						
Administration						
County Auditor PUC 99233.1	\$ —	\$ —	\$ —	\$ —	\$ —	\$ —
TPA PUC 99233.1	23,212	—	—	23,212	—	229,902
Planning						
PUC 99233.2	—	—	—	—	—	—
PUC 99233.5(a)	—	—	—	—	—	—
PUC 99233.5(b)	—	—	—	—	—	—
Pedestrian and Bicycle Facilities						
PUC 99233.3, 99234	—	—	—	—	—	—
Rail Service						
PUC 99233.4, 99234.9	—	—	—	—	—	—
Article 4.5						
Community Transit Services						
PUC 99233.7, 99275	—	—	24,800	24,800	—	—
Article 4						
Planning PUC 99262	—	—	—	—	—	374,151
Transit PUC 99260(a)	—	—	—	—	—	—
Joint Powers Agencies PUC 99260.7	—	—	—	—	—	—
Railroad Corporations PUC 99260.5(a)	—	—	—	—	—	—
Other	—	—	—	—	—	—
Article 8						
Streets and Roads PUC 99400(a)	—	—	—	—	—	—
Pedestrians and Bicycles PUC 99400(a)	—	—	—	—	—	—
General Public PUC 99400(c)	—	758,526	—	758,526	—	—
Elderly and Handicapped PUC 99400(c)	—	—	—	—	—	—
Planning Contributions PUC 99402	—	—	—	—	—	—
Multimodal Terminal PUC 99400.5	—	—	—	—	—	—
Other	—	—	—	—	—	—
Total LTF Expenditures	<u>\$ 23,212</u>	<u>\$ 758,526</u>	<u>\$ 24,800</u>	<u>\$ 806,538</u>	<u>\$ —</u>	<u>\$ 604,053</u>
State Transit Assistance Fund Expenditures						
Article 4						
Operating Costs CCR 6730(a)	\$ —	\$ —	\$ —	\$ —	\$ —	\$ —
Capital Costs CCR 6730(b)	—	—	—	—	—	—
Rail Services Subsidy CCR 6730(c)	—	—	—	—	—	—
Specialized Services CCR 6731(c)	—	—	—	—	—	—
Other	—	—	—	—	—	—
Article 8						
AMTRAK CCR 6731(a)	—	—	—	—	—	—
General Public CCR 6731(b)	—	50,205	—	50,205	—	—
Elderly and Handicapped CCR 6731(b)	—	—	—	—	—	—
Other	—	—	—	—	—	—
Other Expenditures						
Other Expenditures	—	—	—	—	—	—
Community Transit Services						
CCR 6730(d), 6731(d), and 6731.1	—	—	—	—	—	—
Total STAF Expenditures	<u>\$ —</u>	<u>\$ 50,205</u>	<u>\$ —</u>	<u>\$ 50,205</u>	<u>\$ —</u>	<u>\$ —</u>

Table 6. Transportation Planning Agencies Annual Report — Fiscal Year 2001-02 — (continued)
Schedule of Expenditures by Purpose Regarding the
Local Transportation Funds and State Transit Assistance Funds

Kern Council of
Governments —
(continued)

Kern — (continued)

	Kern County	City of Arvin	City of Bakersfield	City of California City	City of Delano
Local Transportation Fund Expenditures					
Administration					
County Auditor PUC 99233.1	\$ —	\$ —	\$ —	\$ —	\$ —
TPA PUC 99233.1	—	—	—	—	—
Planning					
PUC 99233.2	—	—	—	—	—
PUC 99233.5(a)	—	—	—	—	—
PUC 99233.5(b)	—	—	—	—	—
Pedestrian and Bicycle Facilities					
PUC 99233.3, 99234	—	—	53,959	—	—
Rail Service					
PUC 99233.4, 99234.9	—	—	—	—	—
Article 4.5					
Community Transit Services					
PUC 99233.7, 99275	—	—	—	—	—
Article 4					
Planning PUC 99262	—	—	—	—	—
Transit PUC 99260(a)	1,423,233	159,366	204,940	149,339	759,005
Joint Powers Agencies PUC 99260.7	—	—	—	—	—
Railroad Corporations PUC 99260.5(a)	—	—	—	—	—
Other	—	—	—	—	—
Article 8					
Streets and Roads PUC 99400(a)	2,026,984	153,332	—	85,991	2,530
Pedestrians and Bicycles PUC 99400(a)	—	—	—	—	—
General Public PUC 99400(c)	275,113	—	—	—	—
Elderly and Handicapped PUC 99400(c)	—	—	—	—	—
Planning Contributions PUC 99402	—	—	—	—	—
Multimodal Terminal PUC 99400.5	—	—	—	—	—
Other	—	—	—	—	—
Total LTF Expenditures	\$ 3,725,330	\$ 312,698	\$ 258,899	\$ 235,330	\$ 761,535
State Transit Assistance Fund Expenditures					
Article 4					
Operating Costs CCR 6730(a)	\$ —	\$ 17,000	\$ —	\$ —	\$ —
Capital Costs CCR 6730(b)	409,003	34,533	—	—	30,028
Rail Services Subsidy CCR 6730(c)	—	—	—	—	—
Specialized Services CCR 6731(c)	—	—	—	—	—
Other	—	—	—	—	—
Article 8					
AMTRAK CCR 6731(a)	—	—	—	—	—
General Public CCR 6731(b)	—	—	—	—	—
Elderly and Handicapped CCR 6731(b)	—	—	—	—	—
Other	—	—	—	—	—
Other Expenditures					
Other Expenditures	—	—	—	—	—
Community Transit Services					
CCR 6730(d), 6731(d), and 6731.1	—	—	—	—	—
Total STAF Expenditures	\$ 409,003	\$ 51,533	\$ —	\$ —	\$ 30,028

Table 6. Transportation Planning Agencies Annual Report — Fiscal Year 2001-02 — (continued)
Schedule of Expenditures by Purpose Regarding the
Local Transportation Funds and State Transit Assistance Funds

Kern Council of
Governments —
(continued)

Kern — (continued)

	City of Maricopa	City of McFarland	City of Ridgecrest	City of Shafter	City of Taft
Local Transportation Fund Expenditures					
Administration					
County Auditor PUC 99233.1	\$ —	\$ —	\$ —	\$ —	\$ —
TPA PUC 99233.1	—	—	—	—	—
Planning					
PUC 99233.2	—	—	—	—	—
PUC 99233.5(a)	—	—	—	—	—
PUC 99233.5(b)	—	—	—	—	—
Pedestrian and Bicycle Facilities					
PUC 99233.3, 99234	—	—	—	22,029	—
Rail Service					
PUC 99233.4, 99234.9	—	—	—	—	—
Article 4.5					
Community Transit Services					
PUC 99233.7, 99275	—	—	—	—	—
Article 4					
Planning PUC 99262	—	—	—	—	—
Transit PUC 99260(a)	—	—	567,807	—	197,977
Joint Powers Agencies PUC 99260.7	—	—	—	—	—
Railroad Corporations PUC 99260.5(a)	—	—	—	—	—
Other	—	—	—	—	—
Article 8					
Streets and Roads PUC 99400(a)	—	—	155,096	—	255,112
Pedestrians and Bicycles PUC 99400(a)	—	—	—	—	—
General Public PUC 99400(c)	—	—	—	—	—
Elderly and Handicapped PUC 99400(c)	—	—	—	—	—
Planning Contributions PUC 99402	—	—	—	—	—
Multimodal Terminal PUC 99400.5	—	—	—	—	—
Other	—	—	—	—	—
Total LTF Expenditures	<u>\$ —</u>	<u>\$ —</u>	<u>\$ 722,903</u>	<u>\$ 22,029</u>	<u>\$ 453,089</u>
State Transit Assistance Fund Expenditures					
Article 4					
Operating Costs CCR 6730(a)	\$ —	\$ —	\$ —	\$ —	\$ —
Capital Costs CCR 6730(b)	—	—	75,124	—	40,897
Rail Services Subsidy CCR 6730(c)	—	—	—	—	—
Specialized Services CCR 6731(c)	—	—	—	—	—
Other	—	—	—	—	—
Article 8					
AMTRAK CCR 6731(a)	—	—	—	—	—
General Public CCR 6731(b)	—	—	—	—	—
Elderly and Handicapped CCR 6731(b)	—	—	—	—	—
Other	—	—	—	—	—
Other Expenditures					
Other Expenditures	—	—	—	—	—
Community Transit Services					
CCR 6730(d), 6731(d), and 6731.1	—	—	—	—	—
Total STAF Expenditures	<u>\$ —</u>	<u>\$ —</u>	<u>\$ 75,124</u>	<u>\$ —</u>	<u>\$ 40,897</u>

Table 6. Transportation Planning Agencies Annual Report — Fiscal Year 2001-02 — (continued)
Schedule of Expenditures by Purpose Regarding the
Local Transportation Funds and State Transit Assistance Funds

Kern Council of
Governments —
(continued)

Kern — (continued)

	City of Tehachapi	City of Wasco	Golden Empire Transit District	North Bakersfield Recreation and Park District/CTSA	Total
Local Transportation Fund Expenditures					
Administration					
County Auditor PUC 99233.1	\$ —	\$ —	\$ —	\$ —	\$ —
TPA PUC 99233.1	—	—	—	—	229,902
Planning					
PUC 99233.2	—	—	—	—	—
PUC 99233.5(a)	—	—	—	—	—
PUC 99233.5(b)	—	—	—	—	—
Pedestrian and Bicycle Facilities					
PUC 99233.3, 99234	950	66,441	—	—	143,379
Rail Service					
PUC 99233.4, 99234.9	—	—	—	—	—
Article 4.5					
Community Transit Services					
PUC 99233.7, 99275	—	—	—	460,059	460,059
Article 4					
Planning PUC 99262	—	—	—	—	374,151
Transit PUC 99260(a)	53,368	140,476	7,764,051	—	11,419,562
Joint Powers Agencies PUC 99260.7	—	—	—	—	—
Railroad Corporations PUC 99260.5(a)	—	—	—	—	—
Other	—	—	—	—	—
Article 8					
Streets and Roads PUC 99400(a)	371,515	350,399	—	—	3,400,959
Pedestrians and Bicycles PUC 99400(a)	—	—	—	—	—
General Public PUC 99400(c)	—	—	—	—	275,113
Elderly and Handicapped PUC 99400(c)	—	—	—	—	—
Planning Contributions PUC 99402	—	—	—	—	—
Multimodal Terminal PUC 99400.5	—	—	—	—	—
Other	—	—	—	—	—
Total LTF Expenditures	<u>\$ 425,833</u>	<u>\$ 557,316</u>	<u>\$ 7,764,051</u>	<u>\$ 460,059</u>	<u>\$ 16,303,125</u>
State Transit Assistance Fund Expenditures					
Article 4					
Operating Costs CCR 6730(a)	\$ 76,513	\$ —	\$ 1,385,972	\$ —	\$ 1,479,485
Capital Costs CCR 6730(b)	—	58,800	—	—	648,385
Rail Services Subsidy CCR 6730(c)	—	—	—	—	—
Specialized Services CCR 6731(c)	—	—	—	—	—
Other	—	—	—	—	—
Article 8					
AMTRAK CCR 6731(a)	—	—	—	—	—
General Public CCR 6731(b)	—	—	—	—	—
Elderly and Handicapped CCR 6731(b)	—	—	—	—	—
Other	—	—	—	—	—
Other Expenditures					
Other Expenditures	—	—	—	—	—
Community Transit Services					
CCR 6730(d), 6731(d), and 6731.1	—	—	—	—	—
Total STAF Expenditures	<u>\$ 76,513</u>	<u>\$ 58,800</u>	<u>\$ 1,385,972</u>	<u>\$ —</u>	<u>\$ 2,127,870</u>

Table 6. Transportation Planning Agencies Annual Report — Fiscal Year 2001-02 — (continued)
Schedule of Expenditures by Purpose Regarding the
Local Transportation Funds and State Transit Assistance Funds

	Kings County Association of Governments				
	Kings				
	Kings County Association of Governments	Kings County	City of Avenal	City of Corcoran	City of Hanford
Local Transportation Fund Expenditures					
Administration					
County Auditor PUC 99233.1	\$	—	\$	—	\$
TPA PUC 99233.1	—	—	—	—	—
Planning					
PUC 99233.2	—	—	—	—	—
PUC 99233.5(a)	—	—	—	—	—
PUC 99233.5(b)	—	—	—	—	—
Pedestrian and Bicycle Facilities					
PUC 99233.3, 99234	—	—	—	—	—
Rail Service					
PUC 99233.4, 99234.9	—	—	—	—	—
Article 4.5					
Community Transit Services					
PUC 99233.7, 99275	—	—	—	—	—
Article 4					
Planning PUC 99262	—	—	—	—	—
Transit PUC 99260(a)	—	—	—	318,486	—
Joint Powers Agencies PUC 99260.7	—	—	—	—	—
Railroad Corporations PUC 99260.5(a)	—	—	—	—	—
Other	—	—	—	—	—
Article 8					
Streets and Roads PUC 99400(a)	—	96,463	123,346	—	55,071
Pedestrians and Bicycles PUC 99400(a)	—	—	—	—	—
General Public PUC 99400(c)	—	—	4,000	50,000	—
Elderly and Handicapped PUC 99400(c)	—	—	—	—	—
Planning Contributions PUC 99402	—	—	—	—	—
Multimodal Terminal PUC 99400.5	—	—	—	—	—
Other	—	—	—	—	—
Total LTF Expenditures	\$	\$ 96,463	\$ 127,346	\$ 368,486	\$ 55,071
State Transit Assistance Fund Expenditures					
Article 4					
Operating Costs CCR 6730(a)	\$	—	\$	—	\$
Capital Costs CCR 6730(b)	—	—	—	39,622	—
Rail Services Subsidy CCR 6730(c)	—	—	—	—	—
Specialized Services CCR 6731(c)	—	—	—	—	—
Other	—	—	—	—	—
Article 8					
AMTRAK CCR 6731(a)	—	—	—	—	—
General Public CCR 6731(b)	—	—	—	—	—
Elderly and Handicapped CCR 6731(b)	—	—	—	—	—
Other	—	—	—	—	—
Other Expenditures					
Other Expenditures	—	—	—	—	—
Community Transit Services					
CCR 6730(d), 6731(d), and 6731.1	—	—	—	—	—
Total STAF Expenditures	\$	\$	\$	\$ 39,622	\$

Table 6. Transportation Planning Agencies Annual Report — Fiscal Year 2001-02 — (continued)
Schedule of Expenditures by Purpose Regarding the
Local Transportation Funds and State Transit Assistance Funds

	Kings County Association of Governments — (continued)				Lake County/City Council of Governments
	Kings — (continued)				Lake
	City of Lemoore	Kings County Area Public Transit Agency	Kings County Association of Governments	Total	Lake County/City Council of Governments
Local Transportation Fund Expenditures					
Administration					
County Auditor PUC 99233.1	\$ —	\$ —	\$ —	\$ —	\$ —
TPA PUC 99233.1	—	—	—	—	42,000
Planning					
PUC 99233.2	—	—	—	—	—
PUC 99233.5(a)	—	—	—	—	—
PUC 99233.5(b)	—	—	—	—	—
Pedestrian and Bicycle Facilities					
PUC 99233.3, 99234	—	—	—	—	22,760
Rail Service					
PUC 99233.4, 99234.9	—	—	—	—	—
Article 4.5					
Community Transit Services					
PUC 99233.7, 99275	—	—	—	—	—
Article 4					
Planning PUC 99262	—	—	—	—	—
Transit PUC 99260(a)	—	1,606,435	—	1,924,921	—
Joint Powers Agencies PUC 99260.7	—	—	—	—	—
Railroad Corporations PUC 99260.5(a)	—	—	—	—	—
Other	—	—	—	—	—
Article 8					
Streets and Roads PUC 99400(a)	117,393	—	—	392,273	—
Pedestrians and Bicycles PUC 99400(a)	—	—	—	—	—
General Public PUC 99400(c)	—	—	—	54,000	168,023
Elderly and Handicapped PUC 99400(c)	—	—	—	—	—
Planning Contributions PUC 99402	—	—	13,000	13,000	—
Multimodal Terminal PUC 99400.5	—	—	—	—	—
Other	—	—	—	—	—
Total LTF Expenditures	\$ 117,393	\$ 1,606,435	\$ 13,000	\$ 2,384,194	\$ 232,783
State Transit Assistance Fund Expenditures					
Article 4					
Operating Costs CCR 6730(a)	\$ —	\$ 216,712	\$ —	\$ 256,334	\$ —
Capital Costs CCR 6730(b)	—	—	—	—	—
Rail Services Subsidy CCR 6730(c)	—	—	—	—	—
Specialized Services CCR 6731(c)	—	—	—	—	—
Other	—	—	—	—	—
Article 8					
AMTRAK CCR 6731(a)	—	—	—	—	—
General Public CCR 6731(b)	—	—	—	—	—
Elderly and Handicapped CCR 6731(b)	—	—	—	—	—
Other	—	—	—	—	—
Other Expenditures					
Other Expenditures	—	—	—	—	—
Community Transit Services					
CCR 6730(d), 6731(d), and 6731.1	—	—	—	—	—
Total STAF Expenditures	\$ —	\$ 216,712	\$ —	\$ 256,334	\$ —

Table 6. Transportation Planning Agencies Annual Report — Fiscal Year 2001-02 — (continued)
Schedule of Expenditures by Purpose Regarding the
Local Transportation Funds and State Transit Assistance Funds

	Lake County/City Council of Governments — (continued)			Lassen County Local Transportation Commission	
	Lake — (continued)			Lassen	
	Lake County	Lake Transit Authority	Total	Lassen County Local Transportation Commission	Lassen County
Local Transportation Fund Expenditures					
Administration					
County Auditor PUC 99233.1	\$ —	\$ —	\$ —	\$ —	\$ —
TPA PUC 99233.1	—	—	42,000	62,210	—
Planning					
PUC 99233.2	—	—	—	—	—
PUC 99233.5(a)	—	—	—	—	—
PUC 99233.5(b)	—	—	—	—	—
Pedestrian and Bicycle Facilities					
PUC 99233.3, 99234	22,770	—	45,530	—	—
Rail Service					
PUC 99233.4, 99234.9	—	—	—	—	—
Article 4.5					
Community Transit Services					
PUC 99233.7, 99275	—	—	—	—	—
Article 4					
Planning PUC 99262	—	947,217	947,217	—	—
Transit PUC 99260(a)	—	—	—	—	—
Joint Powers Agencies PUC 99260.7	—	—	—	—	—
Railroad Corporations PUC 99260.5(a)	—	—	—	—	—
Other	—	—	—	—	—
Article 8					
Streets and Roads PUC 99400(a)	—	—	—	—	—
Pedestrians and Bicycles PUC 99400(a)	—	—	—	—	—
General Public PUC 99400(c)	—	—	168,023	—	566,481
Elderly and Handicapped PUC 99400(c)	—	—	—	—	—
Planning Contributions PUC 99402	—	—	—	—	—
Multimodal Terminal PUC 99400.5	—	—	—	—	—
Other	—	—	—	—	—
Total LTF Expenditures	<u>\$ 22,770</u>	<u>\$ 947,217</u>	<u>\$ 1,202,770</u>	<u>\$ 62,210</u>	<u>\$ 566,481</u>
State Transit Assistance Fund Expenditures					
Article 4					
Operating Costs CCR 6730(a)	\$ —	\$ —	\$ —	\$ —	\$ —
Capital Costs CCR 6730(b)	—	—	—	—	—
Rail Services Subsidy CCR 6730(c)	—	—	—	—	—
Specialized Services CCR 6731(c)	—	—	—	—	—
Other	—	—	—	—	—
Article 8					
AMTRAK CCR 6731(a)	—	—	—	—	—
General Public CCR 6731(b)	—	—	—	—	—
Elderly and Handicapped CCR 6731(b)	—	—	—	—	—
Other	—	—	—	—	—
Other Expenditures					
Other Expenditures	—	100,000	100,000	—	—
Community Transit Services					
CCR 6730(d), 6731(d), and 6731.1	—	—	—	—	—
Total STAF Expenditures	<u>\$ —</u>	<u>\$ 100,000</u>	<u>\$ 100,000</u>	<u>\$ —</u>	<u>\$ —</u>

Table 6. Transportation Planning Agencies Annual Report — Fiscal Year 2001-02 — (continued)
Schedule of Expenditures by Purpose Regarding the
Local Transportation Funds and State Transit Assistance Funds

	Lassen County Local Transportation Commission — (continued)	Los Angeles County Metropolitan Transportation Authority			
	Los Angeles				
	Total	Los Angeles County Metropolitan Transportation Authority	Los Angeles County	City of Agoura Hills	City of Alhambra
Local Transportation Fund Expenditures					
Administration					
County Auditor PUC 99233.1	\$ —	\$ —	\$ 64,000	\$ —	\$ —
TPA PUC 99233.1	62,210	5,321,400	—	—	—
Planning					
PUC 99233.2	—	—	—	—	—
PUC 99233.5(a)	—	—	—	—	—
PUC 99233.5(b)	—	—	—	—	—
Pedestrian and Bicycle Facilities					
PUC 99233.3, 99234	—	—	1,055,231	36,536	117,282
Rail Service					
PUC 99233.4, 99234.9	—	—	—	—	—
Article 4.5					
Community Transit Services					
PUC 99233.7, 99275	—	—	—	—	—
Article 4					
Planning PUC 99262	—	—	—	—	—
Transit PUC 99260(a)	—	—	—	—	—
Joint Powers Agencies PUC 99260.7	—	—	—	—	—
Railroad Corporations PUC 99260.5(a)	—	—	—	—	—
Other	—	—	—	—	—
Article 8					
Streets and Roads PUC 99400(a)	—	—	—	—	—
Pedestrians and Bicycles PUC 99400(a)	—	—	—	—	—
General Public PUC 99400(c)	566,481	—	3,262,787	—	—
Elderly and Handicapped PUC 99400(c)	—	—	—	—	—
Planning Contributions PUC 99402	—	—	—	—	—
Multimodal Terminal PUC 99400.5	—	—	—	—	—
Other	—	—	—	—	—
Total LTF Expenditures	<u>\$ 628,691</u>	<u>\$ 5,321,400</u>	<u>\$ 4,382,018</u>	<u>\$ 36,536</u>	<u>\$ 117,282</u>
State Transit Assistance Fund Expenditures					
Article 4					
Operating Costs CCR 6730(a)	\$ —	\$ —	\$ —	\$ —	\$ —
Capital Costs CCR 6730(b)	—	—	—	—	—
Rail Services Subsidy CCR 6730(c)	—	—	—	—	—
Specialized Services CCR 6731(c)	—	—	—	—	—
Other	—	—	—	—	—
Article 8					
AMTRAK CCR 6731(a)	—	—	—	—	—
General Public CCR 6731(b)	—	—	—	—	—
Elderly and Handicapped CCR 6731(b)	—	—	—	—	—
Other	—	—	—	—	—
Other Expenditures					
Other Expenditures	—	—	—	—	—
Community Transit Services					
CCR 6730(d), 6731(d), and 6731.1	—	—	—	—	—
Total STAF Expenditures	<u>\$ —</u>	<u>\$ —</u>	<u>\$ —</u>	<u>\$ —</u>	<u>\$ —</u>

Table 6. Transportation Planning Agencies Annual Report — Fiscal Year 2001-02 — (continued)
Schedule of Expenditures by Purpose Regarding the
Local Transportation Funds and State Transit Assistance Funds

Los Angeles County
 Metropolitan
 Transportation
 Authority — (continued)

**Los Angeles —
 (continued)**
 City of Arcadia

City of Artesia

City of Avalon

City of Azusa

City of Baldwin Park

Local Transportation Fund Expenditures

Administration

County Auditor PUC 99233.1	\$	—	\$	—	\$	—	\$	—	\$	—
TPA PUC 99233.1		—		—		—		—		—

Planning

PUC 99233.2		—		—		—		—		—
PUC 99233.5(a)		—		—		—		—		—
PUC 99233.5(b)		—		—		—		—		—

Pedestrian and Bicycle Facilities

PUC 99233.3, 99234		—		7,000		—		60,147		36,042
--------------------	--	---	--	-------	--	---	--	--------	--	--------

Rail Service

PUC 99233.4, 99234.9		—		—		—		—		—
----------------------	--	---	--	---	--	---	--	---	--	---

Article 4.5

Community Transit Services

PUC 99233.7, 99275		—		—		—		—		—
--------------------	--	---	--	---	--	---	--	---	--	---

Article 4

Planning PUC 99262		—		—		—		—		—
Transit PUC 99260(a)		—		—		—		—		—
Joint Powers Agencies PUC 99260.7		—		—		—		—		—
Railroad Corporations PUC 99260.5(a)		—		—		—		—		—
Other		—		—		—		—		—

Article 8

Streets and Roads PUC 99400(a)		—		—		—		—		—
Pedestrians and Bicycles PUC 99400(a)		—		—		—		—		—
General Public PUC 99400(c)		—		—		99,139		—		—
Elderly and Handicapped PUC 99400(c)		—		—		—		—		—
Planning Contributions PUC 99402		—		—		—		—		—
Multimodal Terminal PUC 99400.5		—		—		—		—		—
Other		—		—		—		—		—

Total LTF Expenditures

	\$	—	\$	7,000	\$	99,139	\$	60,147	\$	36,042
--	----	---	----	-------	----	--------	----	--------	----	--------

State Transit Assistance Fund Expenditures

Article 4

Operating Costs CCR 6730(a)	\$	40,364	\$	—	\$	—	\$	—	\$	—
Capital Costs CCR 6730(b)		—		—		—		—		—
Rail Services Subsidy CCR 6730(c)		—		—		—		—		—
Specialized Services CCR 6731(c)		—		—		—		—		—
Other		—		—		—		—		—

Article 8

AMTRAK CCR 6731(a)		—		—		—		—		—
General Public CCR 6731(b)		—		—		—		—		—
Elderly and Handicapped CCR 6731(b)		—		—		—		—		—
Other		—		—		—		—		—

Other Expenditures

Other Expenditures		—		—		—		—		—
--------------------	--	---	--	---	--	---	--	---	--	---

Community Transit Services

CCR 6730(d), 6731(d), and 6731.1		—		—		—		—		—
----------------------------------	--	---	--	---	--	---	--	---	--	---

Total STAF Expenditures

	\$	40,364	\$	—	\$	—	\$	—	\$	—
--	----	--------	----	---	----	---	----	---	----	---

Table 6. Transportation Planning Agencies Annual Report — Fiscal Year 2001-02 — (continued)
Schedule of Expenditures by Purpose Regarding the
Local Transportation Funds and State Transit Assistance Funds

Los Angeles County
 Metropolitan
 Transportation
 Authority — (continued)

**Los Angeles —
 (continued)**
 City of Bell

City of Bell Gardens

City of Bellflower

City of Beverly Hills

City of Bradbury

Local Transportation Fund Expenditures

Administration

County Auditor PUC 99233.1	\$	—	\$	—	\$	—	\$	—	\$	—
TPA PUC 99233.1		—		—		—		—		—

Planning

PUC 99233.2		—		—		—		—		—
PUC 99233.5(a)		—		—		—		—		—
PUC 99233.5(b)		—		—		—		—		—

Pedestrian and Bicycle Facilities

PUC 99233.3, 99234		17,787		21,387		64,773		44,457		—
--------------------	--	--------	--	--------	--	--------	--	--------	--	---

Rail Service

PUC 99233.4, 99234.9		—		—		—		—		—
----------------------	--	---	--	---	--	---	--	---	--	---

Article 4.5

Community Transit Services

PUC 99233.7, 99275		—		—		—		—		—
--------------------	--	---	--	---	--	---	--	---	--	---

Article 4

Planning PUC 99262		—		—		—		—		—
Transit PUC 99260(a)		—		—		—		—		—
Joint Powers Agencies PUC 99260.7		—		—		—		—		—
Railroad Corporations PUC 99260.5(a)		—		—		—		—		—
Other		—		—		—		—		—

Article 8

Streets and Roads PUC 99400(a)		—		—		—		—		—
Pedestrians and Bicycles PUC 99400(a)		—		—		—		—		—
General Public PUC 99400(c)		—		—		—		—		—
Elderly and Handicapped PUC 99400(c)		—		—		—		—		—
Planning Contributions PUC 99402		—		—		—		—		—
Multimodal Terminal PUC 99400.5		—		—		—		—		—
Other		—		—		—		—		—

Total LTF Expenditures

	<u>\$</u>	<u>17,787</u>	<u>\$</u>	<u>21,387</u>	<u>\$</u>	<u>64,773</u>	<u>\$</u>	<u>44,457</u>	<u>\$</u>	<u>—</u>
--	-----------	---------------	-----------	---------------	-----------	---------------	-----------	---------------	-----------	----------

State Transit Assistance Fund Expenditures

Article 4

Operating Costs CCR 6730(a)	\$	—	\$	—	\$	—	\$	—	\$	—
Capital Costs CCR 6730(b)		—		—		—		—		—
Rail Services Subsidy CCR 6730(c)		—		—		—		—		—
Specialized Services CCR 6731(c)		—		—		—		—		—
Other		—		—		—		—		—

Article 8

AMTRAK CCR 6731(a)		—		—		—		—		—
General Public CCR 6731(b)		—		—		—		—		—
Elderly and Handicapped CCR 6731(b)		—		—		—		—		—
Other		—		—		—		—		—

Other Expenditures

Other Expenditures		—		—		—		—		—
--------------------	--	---	--	---	--	---	--	---	--	---

Community Transit Services

CCR 6730(d), 6731(d), and 6731.1		—		—		—		—		—
----------------------------------	--	---	--	---	--	---	--	---	--	---

Total STAF Expenditures

	<u>\$</u>	<u>—</u>	<u>\$</u>	<u>—</u>	<u>\$</u>	<u>—</u>	<u>\$</u>	<u>—</u>	<u>\$</u>	<u>—</u>
--	-----------	----------	-----------	----------	-----------	----------	-----------	----------	-----------	----------

Table 6. Transportation Planning Agencies Annual Report — Fiscal Year 2001-02 — (continued)
Schedule of Expenditures by Purpose Regarding the
Local Transportation Funds and State Transit Assistance Funds

Los Angeles County
 Metropolitan
 Transportation
 Authority — (continued)

**Los Angeles —
 (continued)**
 City of Burbank

City of Calabasas

City of Carson

City of Cerritos

City of Claremont

Local Transportation Fund Expenditures

Administration

County Auditor PUC 99233.1	\$	—	\$	—	\$	—	\$	—	\$	—
TPA PUC 99233.1		—		—		—		—		—

Planning

PUC 99233.2		—		—		—		—		—
PUC 99233.5(a)		—		—		—		—		—
PUC 99233.5(b)		—		—		—		—		—

Pedestrian and Bicycle Facilities

PUC 99233.3, 99234		—		30,000		—		21,495		43,821
--------------------	--	---	--	--------	--	---	--	--------	--	--------

Rail Service

PUC 99233.4, 99234.9		—		—		—		—		—
----------------------	--	---	--	---	--	---	--	---	--	---

Article 4.5

Community Transit Services

PUC 99233.7, 99275		—		—		—		—		—
--------------------	--	---	--	---	--	---	--	---	--	---

Article 4

Planning PUC 99262		—		—		—		—		—
Transit PUC 99260(a)		—		—		—		—		107,608
Joint Powers Agencies PUC 99260.7		—		—		—		—		—
Railroad Corporations PUC 99260.5(a)		—		—		—		—		—
Other		—		—		—		—		—

Article 8

Streets and Roads PUC 99400(a)		—		—		—		—		—
Pedestrians and Bicycles PUC 99400(a)		—		—		—		—		—
General Public PUC 99400(c)		—		—		—		—		—
Elderly and Handicapped PUC 99400(c)		—		—		—		—		—
Planning Contributions PUC 99402		—		—		—		—		—
Multimodal Terminal PUC 99400.5		—		—		—		—		—
Other		—		—		—		—		—

Total LTF Expenditures

	\$	—	\$	30,000	\$	—	\$	21,495	\$	151,429
--	----	---	----	--------	----	---	----	--------	----	---------

State Transit Assistance Fund Expenditures

Article 4

Operating Costs CCR 6730(a)	\$	—	\$	—	\$	—	\$	—	\$	13,678
Capital Costs CCR 6730(b)		—		—		—		—		—
Rail Services Subsidy CCR 6730(c)		—		—		—		—		—
Specialized Services CCR 6731(c)		—		—		—		—		—
Other		—		—		—		—		—

Article 8

AMTRAK CCR 6731(a)		—		—		—		—		—
General Public CCR 6731(b)		—		—		—		—		—
Elderly and Handicapped CCR 6731(b)		—		—		—		—		—
Other		—		—		—		—		—

Other Expenditures

Other Expenditures		—		—		—		—		—
--------------------	--	---	--	---	--	---	--	---	--	---

Community Transit Services

CCR 6730(d), 6731(d), and 6731.1		—		—		—		—		—
----------------------------------	--	---	--	---	--	---	--	---	--	---

Total STAF Expenditures

	\$	—	\$	—	\$	—	\$	—	\$	13,678
--	----	---	----	---	----	---	----	---	----	--------

Table 6. Transportation Planning Agencies Annual Report — Fiscal Year 2001-02 — (continued)
Schedule of Expenditures by Purpose Regarding the
Local Transportation Funds and State Transit Assistance Funds

Los Angeles County
 Metropolitan
 Transportation
 Authority — (continued)

**Los Angeles —
 (continued)**
 City of Commerce

City of Compton

City of Covina

City of Cudahy

City of Culver City

Local Transportation Fund Expenditures

Administration

County Auditor PUC 99233.1	\$	—	\$	—	\$	—	\$	—	\$	—
TPA PUC 99233.1		—		—		—		—		—

Planning

PUC 99233.2		—		—		—		—		—
PUC 99233.5(a)		—		—		—		—		—
PUC 99233.5(b)		—		—		—		—		—

Pedestrian and Bicycle Facilities

PUC 99233.3, 99234		—		87,586		42,959		—		20,008
--------------------	--	---	--	--------	--	--------	--	---	--	--------

Rail Service

PUC 99233.4, 99234.9		—		—		—		—		—
----------------------	--	---	--	---	--	---	--	---	--	---

Article 4.5

Community Transit Services

PUC 99233.7, 99275		—		—		—		—		—
--------------------	--	---	--	---	--	---	--	---	--	---

Article 4

Planning PUC 99262		—		—		—		—		—
Transit PUC 99260(a)		—		—		—		—		4,094,088
Joint Powers Agencies PUC 99260.7		—		—		—		—		—
Railroad Corporations PUC 99260.5(a)		—		—		—		—		—
Other		—		—		—		—		—

Article 8

Streets and Roads PUC 99400(a)		—		—		—		—		—
Pedestrians and Bicycles PUC 99400(a)		—		—		—		—		—
General Public PUC 99400(c)		—		—		—		—		—
Elderly and Handicapped PUC 99400(c)		—		—		—		—		—
Planning Contributions PUC 99402		—		—		—		—		—
Multimodal Terminal PUC 99400.5		—		—		—		—		—
Other		—		—		—		—		—

Total LTF Expenditures

	<u>\$</u>	<u>—</u>	<u>\$</u>	<u>87,586</u>	<u>\$</u>	<u>42,959</u>	<u>\$</u>	<u>—</u>	<u>\$</u>	<u>4,114,096</u>
--	-----------	----------	-----------	---------------	-----------	---------------	-----------	----------	-----------	------------------

State Transit Assistance Fund Expenditures

Article 4

Operating Costs CCR 6730(a)	\$	—	\$	—	\$	—	\$	—	\$	—
Capital Costs CCR 6730(b)		—		—		—		—		—
Rail Services Subsidy CCR 6730(c)		—		—		—		—		—
Specialized Services CCR 6731(c)		—		—		—		—		—
Other		—		—		—		—		—

Article 8

AMTRAK CCR 6731(a)		—		—		—		—		—
General Public CCR 6731(b)		—		—		—		—		—
Elderly and Handicapped CCR 6731(b)		—		—		—		—		—
Other		—		—		—		—		—

Other Expenditures

Other Expenditures		—		—		—		—		—
--------------------	--	---	--	---	--	---	--	---	--	---

Community Transit Services

CCR 6730(d), 6731(d), and 6731.1		—		—		—		—		—
----------------------------------	--	---	--	---	--	---	--	---	--	---

Total STAF Expenditures

	<u>\$</u>	<u>—</u>	<u>\$</u>	<u>—</u>	<u>\$</u>	<u>—</u>	<u>\$</u>	<u>—</u>	<u>\$</u>	<u>—</u>
--	-----------	----------	-----------	----------	-----------	----------	-----------	----------	-----------	----------

Table 6. Transportation Planning Agencies Annual Report — Fiscal Year 2001-02 — (continued)
Schedule of Expenditures by Purpose Regarding the
Local Transportation Funds and State Transit Assistance Funds

Los Angeles County
 Metropolitan
 Transportation
 Authority — (continued)

**Los Angeles —
 (continued)**

City of Diamond Bar City of Downey City of Duarte City of El Monte City of El Segundo

Local Transportation Fund Expenditures

Administration

County Auditor PUC 99233.1	\$	—	\$	—	\$	—	\$	—	\$	—
TPA PUC 99233.1		—		—		—		—		—

Planning

PUC 99233.2		—		—		—		—		—
PUC 99233.5(a)		—		—		—		—		—
PUC 99233.5(b)		—		—		—		—		—

Pedestrian and Bicycle Facilities

PUC 99233.3, 99234		113,454		77,149		10,752		—		7,877
--------------------	--	---------	--	--------	--	--------	--	---	--	-------

Rail Service

PUC 99233.4, 99234.9		—		—		—		—		—
----------------------	--	---	--	---	--	---	--	---	--	---

Article 4.5

Community Transit Services

PUC 99233.7, 99275		—		—		—		—		—
--------------------	--	---	--	---	--	---	--	---	--	---

Article 4

Planning PUC 99262		—		—		—		—		—
Transit PUC 99260(a)		—		—		—		—		—
Joint Powers Agencies PUC 99260.7		—		—		—		—		—
Railroad Corporations PUC 99260.5(a)		—		—		—		—		—
Other		—		—		—		—		—

Article 8

Streets and Roads PUC 99400(a)		—		—		—		—		—
Pedestrians and Bicycles PUC 99400(a)		—		—		—		—		—
General Public PUC 99400(c)		—		—		—		—		—
Elderly and Handicapped PUC 99400(c)		—		—		—		—		—
Planning Contributions PUC 99402		—		—		—		—		—
Multimodal Terminal PUC 99400.5		—		—		—		—		—
Other		—		—		—		—		—

Total LTF Expenditures

	<u>\$</u>	<u>113,454</u>	<u>\$</u>	<u>77,149</u>	<u>\$</u>	<u>10,752</u>	<u>\$</u>	<u>—</u>	<u>\$</u>	<u>7,877</u>
--	-----------	----------------	-----------	---------------	-----------	---------------	-----------	----------	-----------	--------------

State Transit Assistance Fund Expenditures

Article 4

Operating Costs CCR 6730(a)	\$	—	\$	—	\$	—	\$	—	\$	—
Capital Costs CCR 6730(b)		—		—		—		—		—
Rail Services Subsidy CCR 6730(c)		—		—		—		—		—
Specialized Services CCR 6731(c)		—		—		—		—		—
Other		—		—		—		—		—

Article 8

AMTRAK CCR 6731(a)		—		—		—		—		—
General Public CCR 6731(b)		—		—		—		—		—
Elderly and Handicapped CCR 6731(b)		—		—		—		—		—
Other		—		—		—		—		—

Other Expenditures

Other Expenditures		—		—		—		—		—
--------------------	--	---	--	---	--	---	--	---	--	---

Community Transit Services

CCR 6730(d), 6731(d), and 6731.1		—		—		—		—		—
----------------------------------	--	---	--	---	--	---	--	---	--	---

Total STAF Expenditures

	<u>\$</u>	<u>—</u>	<u>\$</u>	<u>—</u>	<u>\$</u>	<u>—</u>	<u>\$</u>	<u>—</u>	<u>\$</u>	<u>—</u>
--	-----------	----------	-----------	----------	-----------	----------	-----------	----------	-----------	----------

Table 6. Transportation Planning Agencies Annual Report — Fiscal Year 2001-02 — (continued)
Schedule of Expenditures by Purpose Regarding the
Local Transportation Funds and State Transit Assistance Funds

Los Angeles County
Metropolitan
Transportation
Authority — (continued)

**Los Angeles —
(continued)**
City of Gardena

City of Glendale

City of Glendora

City of Hawaiian
Gardens

City of Hawthorne

Local Transportation Fund Expenditures

Administration

County Auditor PUC 99233.1	\$	—	\$	—	\$	—	\$	—	\$	—
TPA PUC 99233.1		—		—		—		—		—

Planning

PUC 99233.2		—		—		—		—		—
PUC 99233.5(a)		—		—		—		—		—
PUC 99233.5(b)		—		—		—		—		—

Pedestrian and Bicycle Facilities

PUC 99233.3, 99234		25,375		131,189		25,150		—		—
--------------------	--	--------	--	---------	--	--------	--	---	--	---

Rail Service

PUC 99233.4, 99234.9		—		—		—		—		—
----------------------	--	---	--	---	--	---	--	---	--	---

Article 4.5

Community Transit Services

PUC 99233.7, 99275		—		—		—		—		—
--------------------	--	---	--	---	--	---	--	---	--	---

Article 4

Planning PUC 99262		—		—		—		—		—
Transit PUC 99260(a)		3,977,383		—		—		—		—
Joint Powers Agencies PUC 99260.7		—		—		—		—		—
Railroad Corporations PUC 99260.5(a)		—		—		—		—		—
Other		—		—		—		—		—

Article 8

Streets and Roads PUC 99400(a)		—		—		—		—		—
Pedestrians and Bicycles PUC 99400(a)		—		—		—		—		—
General Public PUC 99400(c)		—		—		—		—		—
Elderly and Handicapped PUC 99400(c)		—		—		—		—		—
Planning Contributions PUC 99402		—		—		—		—		—
Multimodal Terminal PUC 99400.5		—		—		—		—		—
Other		—		—		—		—		—

Total LTF Expenditures

	<u>\$</u>	<u>4,002,758</u>	<u>\$</u>	<u>131,189</u>	<u>\$</u>	<u>25,150</u>	<u>\$</u>	<u>—</u>	<u>\$</u>	<u>—</u>
--	-----------	------------------	-----------	----------------	-----------	---------------	-----------	----------	-----------	----------

State Transit Assistance Fund Expenditures

Article 4

Operating Costs CCR 6730(a)	\$	565,191	\$	—	\$	—	\$	—	\$	—
Capital Costs CCR 6730(b)		—		—		—		—		—
Rail Services Subsidy CCR 6730(c)		—		—		—		—		—
Specialized Services CCR 6731(c)		—		—		—		—		—
Other		—		—		—		—		—

Article 8

AMTRAK CCR 6731(a)		—		—		—		—		—
General Public CCR 6731(b)		—		—		—		—		—
Elderly and Handicapped CCR 6731(b)		—		—		—		—		—
Other		—		—		—		—		—

Other Expenditures

Other Expenditures		—		—		—		—		—
--------------------	--	---	--	---	--	---	--	---	--	---

Community Transit Services

CCR 6730(d), 6731(d), and 6731.1		—		—		—		—		—
----------------------------------	--	---	--	---	--	---	--	---	--	---

Total STAF Expenditures

	<u>\$</u>	<u>565,191</u>	<u>\$</u>	<u>—</u>	<u>\$</u>	<u>—</u>	<u>\$</u>	<u>—</u>	<u>\$</u>	<u>—</u>
--	-----------	----------------	-----------	----------	-----------	----------	-----------	----------	-----------	----------

Table 6. Transportation Planning Agencies Annual Report — Fiscal Year 2001-02 — (continued)
Schedule of Expenditures by Purpose Regarding the
Local Transportation Funds and State Transit Assistance Funds

Los Angeles County
 Metropolitan
 Transportation
 Authority — (continued)

**Los Angeles —
 (continued)**

	City of Hermosa Beach	City of Hidden Hills	City of Huntington Park	City of Industry	City of Inglewood
Local Transportation Fund Expenditures					
Administration					
County Auditor PUC 99233.1	\$ —	\$ —	\$ —	\$ —	\$ —
TPA PUC 99233.1	—	—	—	—	—
Planning					
PUC 99233.2	—	—	—	—	—
PUC 99233.5(a)	—	—	—	—	—
PUC 99233.5(b)	—	—	—	—	—
Pedestrian and Bicycle Facilities					
PUC 99233.3, 99234	—	—	—	—	—
Rail Service					
PUC 99233.4, 99234.9	—	—	—	—	—
Article 4.5					
Community Transit Services					
PUC 99233.7, 99275	—	—	—	—	—
Article 4					
Planning PUC 99262	—	—	—	—	—
Transit PUC 99260(a)	—	—	—	—	—
Joint Powers Agencies PUC 99260.7	—	—	—	—	—
Railroad Corporations PUC 99260.5(a)	—	—	—	—	—
Other	—	—	—	—	—
Article 8					
Streets and Roads PUC 99400(a)	—	—	—	—	—
Pedestrians and Bicycles PUC 99400(a)	—	—	—	—	—
General Public PUC 99400(c)	—	—	—	—	—
Elderly and Handicapped PUC 99400(c)	—	—	—	—	—
Planning Contributions PUC 99402	—	—	—	—	—
Multimodal Terminal PUC 99400.5	—	—	—	—	—
Other	—	—	—	—	—
Total LTF Expenditures	<u>\$ —</u>	<u>\$ —</u>	<u>\$ —</u>	<u>\$ —</u>	<u>\$ —</u>
State Transit Assistance Fund Expenditures					
Article 4					
Operating Costs CCR 6730(a)	\$ —	\$ —	\$ —	\$ —	\$ —
Capital Costs CCR 6730(b)	—	—	—	—	—
Rail Services Subsidy CCR 6730(c)	—	—	—	—	—
Specialized Services CCR 6731(c)	—	—	—	—	—
Other	—	—	—	—	—
Article 8					
AMTRAK CCR 6731(a)	—	—	—	—	—
General Public CCR 6731(b)	—	—	—	—	—
Elderly and Handicapped CCR 6731(b)	—	—	—	—	—
Other	—	—	—	—	—
Other Expenditures					
Other Expenditures	—	—	—	—	—
Community Transit Services					
CCR 6730(d), 6731(d), and 6731.1	—	—	—	—	—
Total STAF Expenditures	<u>\$ —</u>	<u>\$ —</u>	<u>\$ —</u>	<u>\$ —</u>	<u>\$ —</u>

Table 6. Transportation Planning Agencies Annual Report — Fiscal Year 2001-02 — (continued)
Schedule of Expenditures by Purpose Regarding the
Local Transportation Funds and State Transit Assistance Funds

Los Angeles County
 Metropolitan
 Transportation
 Authority — (continued)

**Los Angeles —
 (continued)**
 City of Irwindale

City of La Canada
 Flintridge

City of La Habra Heights

City of La Mirada

City of La Puente

Local Transportation Fund Expenditures

Administration

County Auditor PUC 99233.1	\$	—	\$	—	\$	—	\$	—	\$	—
TPA PUC 99233.1		—		—		—		—		—

Planning

PUC 99233.2		—		—		—		—		—
PUC 99233.5(a)		—		—		—		—		—
PUC 99233.5(b)		—		—		—		—		—

Pedestrian and Bicycle Facilities

PUC 99233.3, 99234		—		19,929		15,817		23,327		19,727
--------------------	--	---	--	--------	--	--------	--	--------	--	--------

Rail Service

PUC 99233.4, 99234.9		—		—		—		—		—
----------------------	--	---	--	---	--	---	--	---	--	---

Article 4.5

Community Transit Services

PUC 99233.7, 99275		—		—		—		—		—
--------------------	--	---	--	---	--	---	--	---	--	---

Article 4

Planning PUC 99262		—		—		—		—		—
Transit PUC 99260(a)		—		—		—		163,120		—
Joint Powers Agencies PUC 99260.7		—		—		—		—		—
Railroad Corporations PUC 99260.5(a)		—		—		—		—		—
Other		—		—		—		—		—

Article 8

Streets and Roads PUC 99400(a)		—		—		—		—		—
Pedestrians and Bicycles PUC 99400(a)		—		—		—		—		—
General Public PUC 99400(c)		—		—		—		—		—
Elderly and Handicapped PUC 99400(c)		—		—		—		—		—
Planning Contributions PUC 99402		—		—		—		—		—
Multimodal Terminal PUC 99400.5		—		—		—		—		—
Other		—		—		—		—		—

Total LTF Expenditures

	\$	—	\$	19,929	\$	15,817	\$	186,447	\$	19,727
--	----	---	----	--------	----	--------	----	---------	----	--------

State Transit Assistance Fund Expenditures

Article 4

Operating Costs CCR 6730(a)	\$	—	\$	—	\$	—	\$	—	\$	—
Capital Costs CCR 6730(b)		—		—		—		—		—
Rail Services Subsidy CCR 6730(c)		—		—		—		—		—
Specialized Services CCR 6731(c)		—		—		—		—		—
Other		—		—		—		—		—

Article 8

AMTRAK CCR 6731(a)		—		—		—		—		—
General Public CCR 6731(b)		—		—		—		—		—
Elderly and Handicapped CCR 6731(b)		—		—		—		—		—
Other		—		—		—		—		—

Other Expenditures

Other Expenditures		—		—		—		—		—
--------------------	--	---	--	---	--	---	--	---	--	---

Community Transit Services

CCR 6730(d), 6731(d), and 6731.1		—		—		—		—		—
----------------------------------	--	---	--	---	--	---	--	---	--	---

Total STAF Expenditures

	\$	—	\$	—	\$	—	\$	—	\$	—
--	----	---	----	---	----	---	----	---	----	---

Table 6. Transportation Planning Agencies Annual Report — Fiscal Year 2001-02 — (continued)
Schedule of Expenditures by Purpose Regarding the
Local Transportation Funds and State Transit Assistance Funds

Los Angeles County
Metropolitan
Transportation
Authority — (continued)

**Los Angeles —
(continued)**
City of La Verne

City of Lakewood

City of Lancaster

City of Lawndale

City of Lomita

Local Transportation Fund Expenditures

Administration

County Auditor PUC 99233.1	\$	—	\$	—	\$	—	\$	—	\$	—
TPA PUC 99233.1		—		—		—		—		—

Planning

PUC 99233.2		—		—		—		—		—
PUC 99233.5(a)		—		—		—		—		—
PUC 99233.5(b)		—		—		—		—		—

Pedestrian and Bicycle Facilities

PUC 99233.3, 99234		56,791		64,839		61,893		—		—
--------------------	--	--------	--	--------	--	--------	--	---	--	---

Rail Service

PUC 99233.4, 99234.9		—		—		—		—		—
----------------------	--	---	--	---	--	---	--	---	--	---

Article 4.5

Community Transit Services

PUC 99233.7, 99275		—		—		—		—		—
--------------------	--	---	--	---	--	---	--	---	--	---

Article 4

Planning PUC 99262		—		—		—		—		—
Transit PUC 99260(a)		—		—		—		—		—
Joint Powers Agencies PUC 99260.7		—		—		—		—		—
Railroad Corporations PUC 99260.5(a)		—		—		—		—		—
Other		—		—		—		—		—

Article 8

Streets and Roads PUC 99400(a)		—		—		3,635,998		—		—
Pedestrians and Bicycles PUC 99400(a)		—		—		—		—		—
General Public PUC 99400(c)		—		—		—		—		—
Elderly and Handicapped PUC 99400(c)		—		—		—		—		—
Planning Contributions PUC 99402		—		—		—		—		—
Multimodal Terminal PUC 99400.5		—		—		—		—		—
Other		—		—		—		—		—

Total LTF Expenditures

	<u>\$</u>	<u>56,791</u>	<u>\$</u>	<u>64,839</u>	<u>\$</u>	<u>3,697,891</u>	<u>\$</u>	<u>—</u>	<u>\$</u>	<u>—</u>
--	-----------	---------------	-----------	---------------	-----------	------------------	-----------	----------	-----------	----------

State Transit Assistance Fund Expenditures

Article 4

Operating Costs CCR 6730(a)	\$	—	\$	—	\$	—	\$	—	\$	—
Capital Costs CCR 6730(b)		—		—		—		—		—
Rail Services Subsidy CCR 6730(c)		—		—		—		—		—
Specialized Services CCR 6731(c)		—		—		—		—		—
Other		—		—		—		—		—

Article 8

AMTRAK CCR 6731(a)		—		—		—		—		—
General Public CCR 6731(b)		—		—		—		—		—
Elderly and Handicapped CCR 6731(b)		—		—		—		—		—
Other		—		—		—		—		—

Other Expenditures

Other Expenditures		—		—		—		—		—
--------------------	--	---	--	---	--	---	--	---	--	---

Community Transit Services

CCR 6730(d), 6731(d), and 6731.1		—		—		—		—		—
----------------------------------	--	---	--	---	--	---	--	---	--	---

Total STAF Expenditures

	<u>\$</u>	<u>—</u>	<u>\$</u>	<u>—</u>	<u>\$</u>	<u>—</u>	<u>\$</u>	<u>—</u>	<u>\$</u>	<u>—</u>
--	-----------	----------	-----------	----------	-----------	----------	-----------	----------	-----------	----------

Table 6. Transportation Planning Agencies Annual Report — Fiscal Year 2001-02 — (continued)
Schedule of Expenditures by Purpose Regarding the
Local Transportation Funds and State Transit Assistance Funds

Los Angeles County
Metropolitan
Transportation
Authority — (continued)

**Los Angeles —
(continued)**
City of Long Beach

City of Los Angeles

City of Lynwood

City of Malibu

City of Manhattan
Beach

Local Transportation Fund Expenditures

Administration

County Auditor PUC 99233.1	\$	—	\$	—	\$	—	\$	—	\$	—
TPA PUC 99233.1		—		—		—		—		—

Planning

PUC 99233.2		—		—		—		—		—
PUC 99233.5(a)		—		—		—		—		—
PUC 99233.5(b)		—		—		—		—		—

Pedestrian and Bicycle Facilities

PUC 99233.3, 99234		—		576,638		32,396		10,513		—
--------------------	--	---	--	---------	--	--------	--	--------	--	---

Rail Service

PUC 99233.4, 99234.9		—		—		—		—		—
----------------------	--	---	--	---	--	---	--	---	--	---

Article 4.5

Community Transit Services

PUC 99233.7, 99275		—		—		—		—		—
--------------------	--	---	--	---	--	---	--	---	--	---

Article 4

Planning PUC 99262		—		—		—		—		—
Transit PUC 99260(a)		14,071,555		—		—		—		—
Joint Powers Agencies PUC 99260.7		—		—		—		—		—
Railroad Corporations PUC 99260.5(a)		—		—		—		—		—
Other		—		—		—		—		—

Article 8

Streets and Roads PUC 99400(a)		—		—		—		—		—
Pedestrians and Bicycles PUC 99400(a)		—		—		—		—		—
General Public PUC 99400(c)		—		—		—		—		—
Elderly and Handicapped PUC 99400(c)		—		—		—		—		—
Planning Contributions PUC 99402		—		—		—		—		—
Multimodal Terminal PUC 99400.5		—		—		—		—		—
Other		—		—		—		—		—

Total LTF Expenditures

	\$	<u>14,071,555</u>	\$	<u>576,638</u>	\$	<u>32,396</u>	\$	<u>10,513</u>	\$	<u>—</u>
--	----	-------------------	----	----------------	----	---------------	----	---------------	----	----------

State Transit Assistance Fund Expenditures

Article 4

Operating Costs CCR 6730(a)	\$	—	\$	—	\$	—	\$	—	\$	—
Capital Costs CCR 6730(b)		1,476,847		—		—		—		—
Rail Services Subsidy CCR 6730(c)		—		—		—		—		—
Specialized Services CCR 6731(c)		—		—		—		—		—
Other		—		—		—		—		—

Article 8

AMTRAK CCR 6731(a)		—		—		—		—		—
General Public CCR 6731(b)		—		—		—		—		—
Elderly and Handicapped CCR 6731(b)		—		—		—		—		—
Other		—		—		—		—		—

Other Expenditures

Other Expenditures		—		—		—		—		—
--------------------	--	---	--	---	--	---	--	---	--	---

Community Transit Services

CCR 6730(d), 6731(d), and 6731.1		—		—		—		—		—
----------------------------------	--	---	--	---	--	---	--	---	--	---

Total STAF Expenditures

	\$	<u>1,476,847</u>	\$	<u>—</u>	\$	<u>—</u>	\$	<u>—</u>	\$	<u>—</u>
--	----	------------------	----	----------	----	----------	----	----------	----	----------

Table 6. Transportation Planning Agencies Annual Report — Fiscal Year 2001-02 — (continued)
Schedule of Expenditures by Purpose Regarding the
Local Transportation Funds and State Transit Assistance Funds

Los Angeles County
 Metropolitan
 Transportation
 Authority — (continued)

**Los Angeles —
 (continued)**
 City of Maywood

City of Monrovia

City of Montebello

City of Monterey Park

City of Norwalk

Local Transportation Fund Expenditures

Administration

County Auditor PUC 99233.1	\$	—	\$	—	\$	—	\$	—	\$	—
TPA PUC 99233.1		—		—		—		—		—

Planning

PUC 99233.2		—		—		—		—		—
PUC 99233.5(a)		—		—		—		—		—
PUC 99233.5(b)		—		—		—		—		—

Pedestrian and Bicycle Facilities

PUC 99233.3, 99234		—		2,193		50,467		28,741		28,322
--------------------	--	---	--	-------	--	--------	--	--------	--	--------

Rail Service

PUC 99233.4, 99234.9		—		—		—		—		—
----------------------	--	---	--	---	--	---	--	---	--	---

Article 4.5

Community Transit Services

PUC 99233.7, 99275		—		—		—		—		—
--------------------	--	---	--	---	--	---	--	---	--	---

Article 4

Planning PUC 99262		—		—		—		—		—
Transit PUC 99260(a)		—		—		5,960,473		—		1,435,323
Joint Powers Agencies PUC 99260.7		—		—		—		—		—
Railroad Corporations PUC 99260.5(a)		—		—		—		—		—
Other		—		—		—		—		—

Article 8

Streets and Roads PUC 99400(a)		—		—		—		—		—
Pedestrians and Bicycles PUC 99400(a)		—		—		—		—		—
General Public PUC 99400(c)		—		—		—		—		—
Elderly and Handicapped PUC 99400(c)		—		—		—		—		—
Planning Contributions PUC 99402		—		—		—		—		—
Multimodal Terminal PUC 99400.5		—		—		—		—		—
Other		—		—		—		—		—

Total LTF Expenditures

	\$	—	\$	2,193	\$	6,010,940	\$	28,741	\$	1,463,645
--	----	---	----	-------	----	-----------	----	--------	----	-----------

State Transit Assistance Fund Expenditures

Article 4

Operating Costs CCR 6730(a)	\$	—	\$	—	\$	—	\$	—	\$	182,438
Capital Costs CCR 6730(b)		—		—		—		—		—
Rail Services Subsidy CCR 6730(c)		—		—		—		—		—
Specialized Services CCR 6731(c)		—		—		—		—		—
Other		—		—		—		—		—

Article 8

AMTRAK CCR 6731(a)		—		—		—		—		—
General Public CCR 6731(b)		—		—		—		—		—
Elderly and Handicapped CCR 6731(b)		—		—		—		—		—
Other		—		—		—		—		—

Other Expenditures

Other Expenditures		—		—		—		—		—
--------------------	--	---	--	---	--	---	--	---	--	---

Community Transit Services

CCR 6730(d), 6731(d), and 6731.1		—		—		—		—		—
----------------------------------	--	---	--	---	--	---	--	---	--	---

Total STAF Expenditures

	\$	—	\$	—	\$	—	\$	—	\$	182,438
--	----	---	----	---	----	---	----	---	----	---------

Table 6. Transportation Planning Agencies Annual Report — Fiscal Year 2001-02 — (continued)
Schedule of Expenditures by Purpose Regarding the
Local Transportation Funds and State Transit Assistance Funds

Los Angeles County
Metropolitan
Transportation
Authority — (continued)

**Los Angeles —
(continued)**
City of Palmdale

City of Palos Verdes
Estates

City of Paramount

City of Pasadena

City of Pico Rivera

Local Transportation Fund Expenditures

Administration

County Auditor PUC 99233.1	\$	—	\$	—	\$	—	\$	—	\$	—
TPA PUC 99233.1		—		—		—		—		—

Planning

PUC 99233.2		—		—		—		—		—
PUC 99233.5(a)		—		—		—		—		—
PUC 99233.5(b)		—		—		—		—		—

Pedestrian and Bicycle Facilities

PUC 99233.3, 99234		54,870		—		26,459		—		—
--------------------	--	--------	--	---	--	--------	--	---	--	---

Rail Service

PUC 99233.4, 99234.9		—		—		—		—		—
----------------------	--	---	--	---	--	---	--	---	--	---

Article 4.5

Community Transit Services

PUC 99233.7, 99275		—		—		—		—		—
--------------------	--	---	--	---	--	---	--	---	--	---

Article 4

Planning PUC 99262		—		—		—		—		—
Transit PUC 99260(a)		—		—		—		—		—
Joint Powers Agencies PUC 99260.7		—		—		—		—		—
Railroad Corporations PUC 99260.5(a)		—		—		—		—		—
Other		—		—		—		—		—

Article 8

Streets and Roads PUC 99400(a)		3,409,068		—		—		—		—
Pedestrians and Bicycles PUC 99400(a)		—		—		—		—		—
General Public PUC 99400(c)		—		—		—		—		—
Elderly and Handicapped PUC 99400(c)		—		—		—		—		—
Planning Contributions PUC 99402		—		—		—		—		—
Multimodal Terminal PUC 99400.5		—		—		—		—		—
Other		—		—		—		—		—

Total LTF Expenditures

	<u>\$</u>	<u>3,463,938</u>	<u>\$</u>	<u>—</u>	<u>\$</u>	<u>26,459</u>	<u>\$</u>	<u>—</u>	<u>\$</u>	<u>—</u>
--	-----------	------------------	-----------	----------	-----------	---------------	-----------	----------	-----------	----------

State Transit Assistance Fund Expenditures

Article 4

Operating Costs CCR 6730(a)	\$	—	\$	—	\$	—	\$	—	\$	—
Capital Costs CCR 6730(b)		—		—		—		—		—
Rail Services Subsidy CCR 6730(c)		—		—		—		—		—
Specialized Services CCR 6731(c)		—		—		—		—		—
Other		—		—		—		—		—

Article 8

AMTRAK CCR 6731(a)		—		—		—		—		—
General Public CCR 6731(b)		—		—		—		—		—
Elderly and Handicapped CCR 6731(b)		—		—		—		—		—
Other		—		—		—		—		—

Other Expenditures

Other Expenditures		—		—		—		—		—
--------------------	--	---	--	---	--	---	--	---	--	---

Community Transit Services

CCR 6730(d), 6731(d), and 6731.1		—		—		—		—		—
----------------------------------	--	---	--	---	--	---	--	---	--	---

Total STAF Expenditures

	<u>\$</u>	<u>—</u>	<u>\$</u>	<u>—</u>	<u>\$</u>	<u>—</u>	<u>\$</u>	<u>—</u>	<u>\$</u>	<u>—</u>
--	-----------	----------	-----------	----------	-----------	----------	-----------	----------	-----------	----------

Table 6. Transportation Planning Agencies Annual Report — Fiscal Year 2001-02 — (continued)
Schedule of Expenditures by Purpose Regarding the
Local Transportation Funds and State Transit Assistance Funds

Los Angeles County
 Metropolitan
 Transportation
 Authority — (continued)

**Los Angeles —
 (continued)**
 City of Pomona

City of Rancho Palos
 Verdes

City of Redondo Beach

City of Rolling Hills

City of Rolling Hills
 Estates

Local Transportation Fund Expenditures

Administration

County Auditor PUC 99233.1	\$	—	\$	—	\$	—	\$	—	\$	—
TPA PUC 99233.1		—		—		—		—		—

Planning

PUC 99233.2		—		—		—		—		—
PUC 99233.5(a)		—		—		—		—		—
PUC 99233.5(b)		—		—		—		—		—

Pedestrian and Bicycle Facilities

PUC 99233.3, 99234		51,158		—		50,000		—		7,824
--------------------	--	--------	--	---	--	--------	--	---	--	-------

Rail Service

PUC 99233.4, 99234.9		—		—		—		—		—
----------------------	--	---	--	---	--	---	--	---	--	---

Article 4.5

Community Transit Services

PUC 99233.7, 99275		—		—		—		—		—
--------------------	--	---	--	---	--	---	--	---	--	---

Article 4

Planning PUC 99262		—		—		—		—		—
Transit PUC 99260(a)		—		—		50,098		—		—
Joint Powers Agencies PUC 99260.7		—		—		—		—		—
Railroad Corporations PUC 99260.5(a)		—		—		—		—		—
Other		—		—		—		—		—

Article 8

Streets and Roads PUC 99400(a)		—		—		—		—		—
Pedestrians and Bicycles PUC 99400(a)		—		—		—		—		—
General Public PUC 99400(c)		—		—		—		—		—
Elderly and Handicapped PUC 99400(c)		—		—		—		—		—
Planning Contributions PUC 99402		—		—		—		—		—
Multimodal Terminal PUC 99400.5		—		—		—		—		—
Other		—		—		—		—		—

Total LTF Expenditures

	<u>\$</u>	<u>51,158</u>	<u>\$</u>	<u>—</u>	<u>\$</u>	<u>100,098</u>	<u>\$</u>	<u>—</u>	<u>\$</u>	<u>7,824</u>
--	-----------	---------------	-----------	----------	-----------	----------------	-----------	----------	-----------	--------------

State Transit Assistance Fund Expenditures

Article 4

Operating Costs CCR 6730(a)	\$	—	\$	—	\$	6,368	\$	—	\$	—
Capital Costs CCR 6730(b)		—		—		—		—		—
Rail Services Subsidy CCR 6730(c)		—		—		—		—		—
Specialized Services CCR 6731(c)		—		—		—		—		—
Other		—		—		—		—		—

Article 8

AMTRAK CCR 6731(a)		—		—		—		—		—
General Public CCR 6731(b)		—		—		—		—		—
Elderly and Handicapped CCR 6731(b)		—		—		—		—		—
Other		—		—		—		—		—

Other Expenditures

Other Expenditures		—		—		—		—		—
--------------------	--	---	--	---	--	---	--	---	--	---

Community Transit Services

CCR 6730(d), 6731(d), and 6731.1		—		—		—		—		—
----------------------------------	--	---	--	---	--	---	--	---	--	---

Total STAF Expenditures

	<u>\$</u>	<u>—</u>	<u>\$</u>	<u>—</u>	<u>\$</u>	<u>6,368</u>	<u>\$</u>	<u>—</u>	<u>\$</u>	<u>—</u>
--	-----------	----------	-----------	----------	-----------	--------------	-----------	----------	-----------	----------

Table 6. Transportation Planning Agencies Annual Report — Fiscal Year 2001-02 — (continued)
Schedule of Expenditures by Purpose Regarding the
Local Transportation Funds and State Transit Assistance Funds

Los Angeles County
 Metropolitan
 Transportation
 Authority — (continued)

**Los Angeles —
 (continued)**
 City of Rosemead

City of San Dimas

City of San Fernando

City of San Gabriel

City of San Marino

Local Transportation Fund Expenditures

Administration

County Auditor PUC 99233.1	\$	—	\$	—	\$	—	\$	—	\$	—
TPA PUC 99233.1		—		—		—		—		—

Planning

PUC 99233.2		—		—		—		—		—
PUC 99233.5(a)		—		—		—		—		—
PUC 99233.5(b)		—		—		—		—		—

Pedestrian and Bicycle Facilities

PUC 99233.3, 99234		51,255		49,999		22,098		—		—
--------------------	--	--------	--	--------	--	--------	--	---	--	---

Rail Service

PUC 99233.4, 99234.9		—		—		—		—		—
----------------------	--	---	--	---	--	---	--	---	--	---

Article 4.5

Community Transit Services

PUC 99233.7, 99275		—		—		—		—		—
--------------------	--	---	--	---	--	---	--	---	--	---

Article 4

Planning PUC 99262		—		—		—		—		—
Transit PUC 99260(a)		—		—		—		—		—
Joint Powers Agencies PUC 99260.7		—		—		—		—		—
Railroad Corporations PUC 99260.5(a)		—		—		—		—		—
Other		—		—		—		—		—

Article 8

Streets and Roads PUC 99400(a)		—		—		—		—		—
Pedestrians and Bicycles PUC 99400(a)		—		—		—		—		—
General Public PUC 99400(c)		—		—		—		—		—
Elderly and Handicapped PUC 99400(c)		—		—		—		—		—
Planning Contributions PUC 99402		—		—		—		—		—
Multimodal Terminal PUC 99400.5		—		—		—		—		—
Other		—		—		—		—		—

Total LTF Expenditures

	\$	<u>51,255</u>	\$	<u>49,999</u>	\$	<u>22,098</u>	\$	<u>—</u>	\$	<u>—</u>
--	----	---------------	----	---------------	----	---------------	----	----------	----	----------

State Transit Assistance Fund Expenditures

Article 4

Operating Costs CCR 6730(a)	\$	—	\$	—	\$	—	\$	—	\$	—
Capital Costs CCR 6730(b)		—		—		—		—		—
Rail Services Subsidy CCR 6730(c)		—		—		—		—		—
Specialized Services CCR 6731(c)		—		—		—		—		—
Other		—		—		—		—		—

Article 8

AMTRAK CCR 6731(a)		—		—		—		—		—
General Public CCR 6731(b)		—		—		—		—		—
Elderly and Handicapped CCR 6731(b)		—		—		—		—		—
Other		—		—		—		—		—

Other Expenditures

Other Expenditures		—		—		—		—		—
--------------------	--	---	--	---	--	---	--	---	--	---

Community Transit Services

CCR 6730(d), 6731(d), and 6731.1		—		—		—		—		—
----------------------------------	--	---	--	---	--	---	--	---	--	---

Total STAF Expenditures

	\$	<u>—</u>	\$	<u>—</u>	\$	<u>—</u>	\$	<u>—</u>	\$	<u>—</u>
--	----	----------	----	----------	----	----------	----	----------	----	----------

Table 6. Transportation Planning Agencies Annual Report — Fiscal Year 2001-02 — (continued)
Schedule of Expenditures by Purpose Regarding the
Local Transportation Funds and State Transit Assistance Funds

Los Angeles County
Metropolitan
Transportation
Authority — (continued)

**Los Angeles —
(continued)**

City of Santa Clarita City of Santa Fe Springs City of Santa Monica City of Sierra Madre City of Signal Hill

Local Transportation Fund Expenditures

Administration

County Auditor PUC 99233.1	\$	—	\$	—	\$	—	\$	—	\$	—
TPA PUC 99233.1		—		—		—		—		—

Planning

PUC 99233.2		—		—		—		—		—
PUC 99233.5(a)		—		—		—		—		—
PUC 99233.5(b)		—		—		—		—		—

Pedestrian and Bicycle Facilities

PUC 99233.3, 99234		200,001		—		—		—		—
--------------------	--	---------	--	---	--	---	--	---	--	---

Rail Service

PUC 99233.4, 99234.9		—		—		—		—		—
----------------------	--	---	--	---	--	---	--	---	--	---

Article 4.5

Community Transit Services

PUC 99233.7, 99275		—		—		—		—		—
--------------------	--	---	--	---	--	---	--	---	--	---

Article 4

Planning PUC 99262		—		—		—		—		—
Transit PUC 99260(a)		—		—		15,798,402		—		—
Joint Powers Agencies PUC 99260.7		—		—		—		—		—
Railroad Corporations PUC 99260.5(a)		—		—		—		—		—
Other		—		—		—		—		—

Article 8

Streets and Roads PUC 99400(a)		—		—		—		—		—
Pedestrians and Bicycles PUC 99400(a)		—		—		—		—		—
General Public PUC 99400(c)		4,155,034		—		—		—		—
Elderly and Handicapped PUC 99400(c)		—		—		—		—		—
Planning Contributions PUC 99402		—		—		—		—		—
Multimodal Terminal PUC 99400.5		—		—		—		—		—
Other		—		—		—		—		—

Total LTF Expenditures

	<u>\$</u>	<u>4,355,035</u>	<u>\$</u>	<u>—</u>	<u>\$</u>	<u>15,798,402</u>	<u>\$</u>	<u>—</u>	<u>\$</u>	<u>—</u>
--	-----------	------------------	-----------	----------	-----------	-------------------	-----------	----------	-----------	----------

State Transit Assistance Fund Expenditures

Article 4

Operating Costs CCR 6730(a)	\$	—	\$	—	\$	—	\$	—	\$	—
Capital Costs CCR 6730(b)		—		—		765,959		—		—
Rail Services Subsidy CCR 6730(c)		—		—		—		—		—
Specialized Services CCR 6731(c)		—		—		—		—		—
Other		—		—		—		—		—

Article 8

AMTRAK CCR 6731(a)		—		—		—		—		—
General Public CCR 6731(b)		—		—		—		—		—
Elderly and Handicapped CCR 6731(b)		—		—		—		—		—
Other		—		—		—		—		—

Other Expenditures

Other Expenditures		—		—		—		—		—
--------------------	--	---	--	---	--	---	--	---	--	---

Community Transit Services

CCR 6730(d), 6731(d), and 6731.1		—		—		—		—		—
----------------------------------	--	---	--	---	--	---	--	---	--	---

Total STAF Expenditures

	<u>\$</u>	<u>—</u>	<u>\$</u>	<u>—</u>	<u>\$</u>	<u>765,959</u>	<u>\$</u>	<u>—</u>	<u>\$</u>	<u>—</u>
--	-----------	----------	-----------	----------	-----------	----------------	-----------	----------	-----------	----------

Table 6. Transportation Planning Agencies Annual Report — Fiscal Year 2001-02 — (continued)
Schedule of Expenditures by Purpose Regarding the
Local Transportation Funds and State Transit Assistance Funds

Los Angeles County
 Metropolitan
 Transportation
 Authority — (continued)

**Los Angeles —
 (continued)**

	City of South El Monte	City of South Gate	City of South Pasadena	City of Temple City	City of Torrance
Local Transportation Fund Expenditures					
Administration					
County Auditor PUC 99233.1	\$ —	\$ —	\$ —	\$ —	\$ —
TPA PUC 99233.1	—	—	—	—	—
Planning					
PUC 99233.2	—	—	—	—	—
PUC 99233.5(a)	—	—	—	—	—
PUC 99233.5(b)	—	—	—	—	—
Pedestrian and Bicycle Facilities					
PUC 99233.3, 99234	—	—	27,097	24,102	83,376
Rail Service					
PUC 99233.4, 99234.9	—	—	—	—	—
Article 4.5					
Community Transit Services					
PUC 99233.7, 99275	—	—	—	—	—
Article 4					
Planning PUC 99262	—	—	—	—	—
Transit PUC 99260(a)	—	—	—	—	4,040,762
Joint Powers Agencies PUC 99260.7	—	—	—	—	—
Railroad Corporations PUC 99260.5(a)	—	—	—	—	—
Other	—	—	—	—	—
Article 8					
Streets and Roads PUC 99400(a)	—	—	—	—	—
Pedestrians and Bicycles PUC 99400(a)	—	—	—	—	—
General Public PUC 99400(c)	—	—	—	—	—
Elderly and Handicapped PUC 99400(c)	—	—	—	—	—
Planning Contributions PUC 99402	—	—	—	—	—
Multimodal Terminal PUC 99400.5	—	—	—	—	—
Other	—	—	—	—	—
Total LTF Expenditures	<u>\$ —</u>	<u>\$ —</u>	<u>\$ 27,097</u>	<u>\$ 24,102</u>	<u>\$ 4,124,138</u>
State Transit Assistance Fund Expenditures					
Article 4					
Operating Costs CCR 6730(a)	\$ —	\$ —	\$ —	\$ —	\$ —
Capital Costs CCR 6730(b)	—	—	—	—	49,520
Rail Services Subsidy CCR 6730(c)	—	—	—	—	—
Specialized Services CCR 6731(c)	—	—	—	—	—
Other	—	—	—	—	—
Article 8					
AMTRAK CCR 6731(a)	—	—	—	—	—
General Public CCR 6731(b)	—	—	—	—	—
Elderly and Handicapped CCR 6731(b)	—	—	—	—	—
Other	—	—	—	—	—
Other Expenditures					
Other Expenditures	—	—	—	—	—
Community Transit Services					
CCR 6730(d), 6731(d), and 6731.1	—	—	—	—	—
Total STAF Expenditures	<u>\$ —</u>	<u>\$ —</u>	<u>\$ —</u>	<u>\$ —</u>	<u>\$ 49,520</u>

Table 6. Transportation Planning Agencies Annual Report — Fiscal Year 2001-02 — (continued)
Schedule of Expenditures by Purpose Regarding the
Local Transportation Funds and State Transit Assistance Funds

Los Angeles County
Metropolitan
Transportation
Authority — (continued)

**Los Angeles —
(continued)**
City of Vernon

City of Walnut

City of West Covina

City of West Hollywood

City of Westlake
Village

Local Transportation Fund Expenditures

Administration

County Auditor PUC 99233.1	\$	—	\$	—	\$	—	\$	—	\$	—
TPA PUC 99233.1		—		—		—		—		—

Planning

PUC 99233.2		—		—		—		—		—
PUC 99233.5(a)		—		—		—		—		—
PUC 99233.5(b)		—		—		—		—		—

Pedestrian and Bicycle Facilities

PUC 99233.3, 99234		—		30,050		73,260		34,821		7,142
--------------------	--	---	--	--------	--	--------	--	--------	--	-------

Rail Service

PUC 99233.4, 99234.9		—		—		—		—		—
----------------------	--	---	--	---	--	---	--	---	--	---

Article 4.5

Community Transit Services

PUC 99233.7, 99275		—		—		—		—		—
--------------------	--	---	--	---	--	---	--	---	--	---

Article 4

Planning PUC 99262		—		—		—		—		—
Transit PUC 99260(a)		—		—		—		—		—
Joint Powers Agencies PUC 99260.7		—		—		—		—		—
Railroad Corporations PUC 99260.5(a)		—		—		—		—		—
Other		—		—		—		—		—

Article 8

Streets and Roads PUC 99400(a)		—		—		—		—		—
Pedestrians and Bicycles PUC 99400(a)		—		—		—		—		—
General Public PUC 99400(c)		—		—		—		—		—
Elderly and Handicapped PUC 99400(c)		—		—		—		—		—
Planning Contributions PUC 99402		—		—		—		—		—
Multimodal Terminal PUC 99400.5		—		—		—		—		—
Other		—		—		—		—		—

Total LTF Expenditures

	\$	—	\$	30,050	\$	73,260	\$	34,821	\$	7,142
--	----	---	----	--------	----	--------	----	--------	----	-------

State Transit Assistance Fund Expenditures

Article 4

Operating Costs CCR 6730(a)	\$	—	\$	—	\$	—	\$	—	\$	—
Capital Costs CCR 6730(b)		—		—		—		—		—
Rail Services Subsidy CCR 6730(c)		—		—		—		—		—
Specialized Services CCR 6731(c)		—		—		—		—		—
Other		—		—		—		—		—

Article 8

AMTRAK CCR 6731(a)		—		—		—		—		—
General Public CCR 6731(b)		—		—		—		—		—
Elderly and Handicapped CCR 6731(b)		—		—		—		—		—
Other		—		—		—		—		—

Other Expenditures

Other Expenditures		—		—		—		—		—
--------------------	--	---	--	---	--	---	--	---	--	---

Community Transit Services

CCR 6730(d), 6731(d), and 6731.1		—		—		—		—		—
----------------------------------	--	---	--	---	--	---	--	---	--	---

Total STAF Expenditures

	\$	—	\$	—	\$	—	\$	—	\$	—
--	----	---	----	---	----	---	----	---	----	---

Table 6. Transportation Planning Agencies Annual Report — Fiscal Year 2001-02 — (continued)
Schedule of Expenditures by Purpose Regarding the
Local Transportation Funds and State Transit Assistance Funds

Los Angeles County
 Metropolitan
 Transportation
 Authority — (continued)

	Los Angeles — (continued) City of Whittier	Foothill Transit Zone	Los Angeles County Metropolitan Transit Authority	Southern California Association of Governments	Total
Local Transportation Fund Expenditures					
Administration					
County Auditor PUC 99233.1	\$ —	\$ —	\$ —	\$ —	\$ 64,000
TPA PUC 99233.1	—	—	—	—	5,321,400
Planning					
PUC 99233.2	—	—	—	614,600	614,600
PUC 99233.5(a)	—	—	—	—	—
PUC 99233.5(b)	—	—	—	—	—
Pedestrian and Bicycle Facilities					
PUC 99233.3, 99234	77,108	—	—	—	3,959,670
Rail Service					
PUC 99233.4, 99234.9	—	—	—	—	—
Article 4.5					
Community Transit Services					
PUC 99233.7, 99275	—	—	—	—	—
Article 4					
Planning PUC 99262	—	—	—	—	—
Transit PUC 99260(a)	—	8,567,920	177,138,332	—	235,405,064
Joint Powers Agencies PUC 99260.7	—	—	—	—	—
Railroad Corporations PUC 99260.5(a)	—	—	—	—	—
Other	—	—	—	—	—
Article 8					
Streets and Roads PUC 99400(a)	—	—	—	—	7,045,066
Pedestrians and Bicycles PUC 99400(a)	—	—	—	—	—
General Public PUC 99400(c)	—	—	—	—	7,516,960
Elderly and Handicapped PUC 99400(c)	—	—	—	—	—
Planning Contributions PUC 99402	—	—	—	—	—
Multimodal Terminal PUC 99400.5	—	—	—	—	—
Other	—	—	—	—	—
Total LTF Expenditures	<u>\$ 77,108</u>	<u>\$ 8,567,920</u>	<u>\$ 177,138,332</u>	<u>\$ 614,600</u>	<u>\$ 259,926,760</u>
State Transit Assistance Fund Expenditures					
Article 4					
Operating Costs CCR 6730(a)	\$ —	\$ —	\$ —	\$ —	\$ 808,039
Capital Costs CCR 6730(b)	—	539,967	10,463,171	—	13,295,464
Rail Services Subsidy CCR 6730(c)	—	—	27,221,000	—	27,221,000
Specialized Services CCR 6731(c)	—	—	—	—	—
Other	—	—	—	—	—
Article 8					
AMTRAK CCR 6731(a)	—	—	—	—	—
General Public CCR 6731(b)	—	—	—	—	—
Elderly and Handicapped CCR 6731(b)	—	—	—	—	—
Other	—	—	—	—	—
Other Expenditures					
Other Expenditures	—	—	—	—	—
Community Transit Services					
CCR 6730(d), 6731(d), and 6731.1	—	—	—	—	—
Total STAF Expenditures	<u>\$ —</u>	<u>\$ 539,967</u>	<u>\$ 37,684,171</u>	<u>\$ —</u>	<u>\$ 41,324,503</u>

Table 6. Transportation Planning Agencies Annual Report — Fiscal Year 2001-02 — (continued)
Schedule of Expenditures by Purpose Regarding the
Local Transportation Funds and State Transit Assistance Funds

	Madera County Local Transportation Commission					
	Madera					
	Madera County Local Transportation Commission	Madera County	City of Chowchilla	City of Madera		Total
Local Transportation Fund Expenditures						
Administration						
County Auditor PUC 99233.1	\$ —	\$ —	\$ —	\$ —	\$ —	\$ —
TPA PUC 99233.1	70,000	—	—	—	—	70,000
Planning						
PUC 99233.2	—	—	—	—	—	—
PUC 99233.5(a)	—	—	—	—	—	—
PUC 99233.5(b)	—	—	—	—	—	—
Pedestrian and Bicycle Facilities						
PUC 99233.3, 99234	—	—	—	52,435	—	52,435
Rail Service						
PUC 99233.4, 99234.9	—	—	—	—	—	—
Article 4.5						
Community Transit Services						
PUC 99233.7, 99275	—	—	—	—	—	—
Article 4						
Planning PUC 99262	—	—	—	—	—	—
Transit PUC 99260(a)	—	—	—	—	—	—
Joint Powers Agencies PUC 99260.7	—	—	—	—	—	—
Railroad Corporations PUC 99260.5(a)	—	—	—	—	—	—
Other	—	—	—	—	—	—
Article 8						
Streets and Roads PUC 99400(a)	—	1,117,315	12,123	513,301	—	1,642,739
Pedestrians and Bicycles PUC 99400(a)	—	—	—	—	—	—
General Public PUC 99400(c)	—	34,109	59,575	128,630	—	222,314
Elderly and Handicapped PUC 99400(c)	—	—	—	—	—	—
Planning Contributions PUC 99402	—	—	—	—	—	—
Multimodal Terminal PUC 99400.5	—	—	—	—	—	—
Other	—	—	—	—	—	—
Total LTF Expenditures	<u>\$ 70,000</u>	<u>\$ 1,151,424</u>	<u>\$ 71,698</u>	<u>\$ 694,366</u>	<u>\$ —</u>	<u>\$ 1,987,488</u>
State Transit Assistance Fund Expenditures						
Article 4						
Operating Costs CCR 6730(a)	\$ —	\$ —	\$ —	\$ —	\$ —	\$ —
Capital Costs CCR 6730(b)	—	—	—	—	—	—
Rail Services Subsidy CCR 6730(c)	—	—	—	—	—	—
Specialized Services CCR 6731(c)	—	—	—	—	—	—
Other	—	—	—	—	—	—
Article 8						
AMTRAK CCR 6731(a)	—	—	—	—	—	—
General Public CCR 6731(b)	—	58,518	82,320	153,084	—	293,922
Elderly and Handicapped CCR 6731(b)	—	—	—	—	—	—
Other	—	—	—	—	—	—
Other Expenditures						
Other Expenditures	—	—	—	—	—	—
Community Transit Services						
CCR 6730(d), 6731(d), and 6731.1	—	—	—	—	—	—
Total STAF Expenditures	<u>\$ —</u>	<u>\$ 58,518</u>	<u>\$ 82,320</u>	<u>\$ 153,084</u>	<u>\$ —</u>	<u>\$ 293,922</u>

Table 6. Transportation Planning Agencies Annual Report — Fiscal Year 2001-02 — (continued)
Schedule of Expenditures by Purpose Regarding the
Local Transportation Funds and State Transit Assistance Funds

	Mariposa County Local Transportation Commission			Mendocino Council of Governments		
	Mariposa			Mendocino		
	Mariposa County Local Transportation Commission	Mariposa County	Total	Mendocino Council of Governments	Mendocino County	
Local Transportation Fund Expenditures						
Administration						
County Auditor PUC 99233.1	\$ —	\$ —	\$ —	\$ —	\$ —	\$ —
TPA PUC 99233.1	30,200	—	30,200	215,347	—	—
Planning						
PUC 99233.2	—	—	—	—	—	—
PUC 99233.5(a)	—	—	—	—	—	—
PUC 99233.5(b)	—	—	—	—	—	—
Pedestrian and Bicycle Facilities						
PUC 99233.3, 99234	—	6,000	6,000	—	—	—
Rail Service						
PUC 99233.4, 99234.9	—	—	—	—	—	—
Article 4.5						
Community Transit Services						
PUC 99233.7, 99275	—	210,828	210,828	—	—	—
Article 4						
Planning PUC 99262	—	—	—	—	—	—
Transit PUC 99260(a)	—	—	—	—	—	—
Joint Powers Agencies PUC 99260.7	—	—	—	—	—	—
Railroad Corporations PUC 99260.5(a)	—	—	—	—	—	—
Other	—	—	—	—	—	—
Article 8						
Streets and Roads PUC 99400(a)	—	85,624	85,624	—	—	—
Pedestrians and Bicycles PUC 99400(a)	—	—	—	—	—	—
General Public PUC 99400(c)	—	—	—	—	—	—
Elderly and Handicapped PUC 99400(c)	—	—	—	—	—	—
Planning Contributions PUC 99402	—	—	—	—	—	—
Multimodal Terminal PUC 99400.5	—	—	—	—	—	—
Other	—	—	—	—	—	—
Total LTF Expenditures	<u>\$ 30,200</u>	<u>\$ 302,452</u>	<u>\$ 332,652</u>	<u>\$ 215,347</u>	<u>\$ —</u>	<u>\$ —</u>
State Transit Assistance Fund Expenditures						
Article 4						
Operating Costs CCR 6730(a)	\$ —	\$ 46,592	\$ 46,592	\$ —	\$ —	\$ —
Capital Costs CCR 6730(b)	—	—	—	—	—	—
Rail Services Subsidy CCR 6730(c)	—	—	—	—	—	—
Specialized Services CCR 6731(c)	—	—	—	—	—	—
Other	—	—	—	—	—	—
Article 8						
AMTRAK CCR 6731(a)	—	—	—	—	—	—
General Public CCR 6731(b)	—	—	—	—	—	—
Elderly and Handicapped CCR 6731(b)	—	—	—	—	—	—
Other	—	—	—	—	—	—
Other Expenditures						
Other Expenditures	—	—	—	—	—	—
Community Transit Services						
CCR 6730(d), 6731(d), and 6731.1	—	—	—	—	—	—
Total STAF Expenditures	<u>\$ —</u>	<u>\$ 46,592</u>	<u>\$ 46,592</u>	<u>\$ —</u>	<u>\$ —</u>	<u>\$ —</u>

Table 6. Transportation Planning Agencies Annual Report — Fiscal Year 2001-02 — (continued)
Schedule of Expenditures by Purpose Regarding the
Local Transportation Funds and State Transit Assistance Funds

	Mendocino Council of Governments — (continued)			Merced County Association of Governments	
	Mendocino — (continued) City of Ukiah	Mendocino Transit Authority	Total	Merced County Association of Governments	Merced County
Local Transportation Fund Expenditures					
Administration					
County Auditor PUC 99233.1	\$ —	\$ —	\$ —	\$ —	\$ 2,200
TPA PUC 99233.1	—	—	215,347	—	—
Planning					
PUC 99233.2	—	—	—	—	—
PUC 99233.5(a)	—	—	—	—	—
PUC 99233.5(b)	—	—	—	—	—
Pedestrian and Bicycle Facilities					
PUC 99233.3, 99234	—	—	—	—	—
Rail Service					
PUC 99233.4, 99234.9	—	—	—	—	—
Article 4.5					
Community Transit Services					
PUC 99233.7, 99275	—	—	—	—	—
Article 4					
Planning PUC 99262	—	—	—	—	—
Transit PUC 99260(a)	—	1,892,513	1,892,513	—	2,186,848
Joint Powers Agencies PUC 99260.7	—	—	—	—	—
Railroad Corporations PUC 99260.5(a)	—	—	—	—	—
Other	—	—	—	—	—
Article 8					
Streets and Roads PUC 99400(a)	—	—	—	—	1,137,558
Pedestrians and Bicycles PUC 99400(a)	12,156	—	12,156	—	—
General Public PUC 99400(c)	—	—	—	—	—
Elderly and Handicapped PUC 99400(c)	—	420,692	420,692	—	—
Planning Contributions PUC 99402	—	—	—	36,000	45,102
Multimodal Terminal PUC 99400.5	—	—	—	—	—
Other	—	43,000	43,000	—	—
Total LTF Expenditures	\$ 12,156	\$ 2,356,205	\$ 2,583,708	\$ 36,000	\$ 3,371,708
State Transit Assistance Fund Expenditures					
Article 4					
Operating Costs CCR 6730(a)	\$ —	\$ —	\$ —	\$ —	\$ —
Capital Costs CCR 6730(b)	—	240,748	240,748	—	—
Rail Services Subsidy CCR 6730(c)	—	—	—	—	—
Specialized Services CCR 6731(c)	—	—	—	—	—
Other	—	—	—	—	—
Article 8					
AMTRAK CCR 6731(a)	—	—	—	—	—
General Public CCR 6731(b)	—	—	—	—	558,325
Elderly and Handicapped CCR 6731(b)	—	—	—	—	—
Other	—	—	—	—	—
Other Expenditures					
Other Expenditures	—	—	—	—	—
Community Transit Services					
CCR 6730(d), 6731(d), and 6731.1	—	—	—	—	—
Total STAF Expenditures	\$ —	\$ 240,748	\$ 240,748	\$ —	\$ 558,325

Table 6. Transportation Planning Agencies Annual Report — Fiscal Year 2001-02 — (continued)
Schedule of Expenditures by Purpose Regarding the
Local Transportation Funds and State Transit Assistance Funds

Merced County
 Association of
 Governments —
 (continued)

Merced — (continued)

	City of Atwater	City of Dos Palos	City of Gustine	City of Livingston	City of Los Banos
Local Transportation Fund Expenditures					
Administration					
County Auditor PUC 99233.1	\$ —	\$ —	\$ —	\$ —	\$ —
TPA PUC 99233.1	—	—	—	—	—
Planning					
PUC 99233.2	—	—	—	—	—
PUC 99233.5(a)	—	—	—	—	—
PUC 99233.5(b)	—	—	—	—	—
Pedestrian and Bicycle Facilities					
PUC 99233.3, 99234	—	—	—	—	—
Rail Service					
PUC 99233.4, 99234.9	—	—	—	—	—
Article 4.5					
Community Transit Services					
PUC 99233.7, 99275	—	—	—	—	—
Article 4					
Planning PUC 99262	—	—	—	—	—
Transit PUC 99260(a)	—	—	—	—	—
Joint Powers Agencies PUC 99260.7	—	—	—	—	—
Railroad Corporations PUC 99260.5(a)	—	—	—	—	—
Other	—	—	—	—	—
Article 8					
Streets and Roads PUC 99400(a)	346,235	67,969	82,124	180,597	222,014
Pedestrians and Bicycles PUC 99400(a)	—	—	—	—	—
General Public PUC 99400(c)	—	—	—	—	—
Elderly and Handicapped PUC 99400(c)	—	—	—	—	—
Planning Contributions PUC 99402	12,472	2,467	2,456	5,835	12,859
Multimodal Terminal PUC 99400.5	—	—	—	—	—
Other	—	—	—	—	—
Total LTF Expenditures	\$ 358,707	\$ 70,436	\$ 84,580	\$ 186,432	\$ 234,873
State Transit Assistance Fund Expenditures					
Article 4					
Operating Costs CCR 6730(a)	\$ —	\$ —	\$ —	\$ —	\$ —
Capital Costs CCR 6730(b)	—	—	—	—	—
Rail Services Subsidy CCR 6730(c)	—	—	—	—	—
Specialized Services CCR 6731(c)	—	—	—	—	—
Other	—	—	—	—	—
Article 8					
AMTRAK CCR 6731(a)	—	—	—	—	—
General Public CCR 6731(b)	—	—	—	—	—
Elderly and Handicapped CCR 6731(b)	—	—	—	—	—
Other	—	—	—	—	—
Other Expenditures					
Other Expenditures	—	—	—	—	—
Community Transit Services					
CCR 6730(d), 6731(d), and 6731.1	—	—	—	—	—
Total STAF Expenditures	\$ —	\$ —	\$ —	\$ —	\$ —

Table 6. Transportation Planning Agencies Annual Report — Fiscal Year 2001-02 — (continued)
Schedule of Expenditures by Purpose Regarding the
Local Transportation Funds and State Transit Assistance Funds

	Merced County Association of Governments — (continued)		Modoc County Local Transportation Commission		
	Merced — (continued)		Modoc		
	City of Merced	Total	Modoc County Local Transportation Commission	Modoc County	Modoc Transportatin Agency
Local Transportation Fund Expenditures					
Administration					
County Auditor PUC 99233.1	\$ —	\$ 2,200	\$ —	\$ —	\$ —
TPA PUC 99233.1	—	—	123,642	—	—
Planning					
PUC 99233.2	—	—	—	—	—
PUC 99233.5(a)	—	—	—	—	—
PUC 99233.5(b)	—	—	—	—	—
Pedestrian and Bicycle Facilities					
PUC 99233.3, 99234	—	—	—	—	—
Rail Service					
PUC 99233.4, 99234.9	—	—	—	—	—
Article 4.5					
Community Transit Services					
PUC 99233.7, 99275	—	—	—	—	—
Article 4					
Planning PUC 99262	—	—	—	—	—
Transit PUC 99260(a)	—	2,186,848	—	—	—
Joint Powers Agencies PUC 99260.7	—	—	—	—	—
Railroad Corporations PUC 99260.5(a)	—	—	—	—	—
Other	—	—	—	—	—
Article 8					
Streets and Roads PUC 99400(a)	434,755	2,471,252	—	—	—
Pedestrians and Bicycles PUC 99400(a)	—	—	—	—	—
General Public PUC 99400(c)	—	—	—	—	45,996
Elderly and Handicapped PUC 99400(c)	—	—	—	—	—
Planning Contributions PUC 99402	35,009	152,200	—	—	—
Multimodal Terminal PUC 99400.5	—	—	—	—	—
Other	—	—	—	—	—
Total LTF Expenditures	\$ 469,764	\$ 4,812,500	\$ 123,642	\$ —	\$ 45,996
State Transit Assistance Fund Expenditures					
Article 4					
Operating Costs CCR 6730(a)	\$ —	\$ —	\$ —	\$ —	\$ —
Capital Costs CCR 6730(b)	—	—	—	—	—
Rail Services Subsidy CCR 6730(c)	—	—	—	—	—
Specialized Services CCR 6731(c)	—	—	—	—	—
Other	—	—	—	—	—
Article 8					
AMTRAK CCR 6731(a)	—	—	—	—	—
General Public CCR 6731(b)	—	558,325	—	—	—
Elderly and Handicapped CCR 6731(b)	—	—	—	—	—
Other	—	—	—	—	—
Other Expenditures					
Other Expenditures	—	—	—	—	—
Community Transit Services					
CCR 6730(d), 6731(d), and 6731.1	—	—	—	—	—
Total STAF Expenditures	\$ —	\$ 558,325	\$ —	\$ —	\$ —

Table 6. Transportation Planning Agencies Annual Report — Fiscal Year 2001-02 — (continued)
Schedule of Expenditures by Purpose Regarding the
Local Transportation Funds and State Transit Assistance Funds

	Modoc County Local Transportation Commission — (continued)		Mono County Local Transportation Commission		
	Modoc — (continued)		Mono		
	Modoc Transportation Agency	Total	Mono County Local Transportation Commission	Mono County	Total
Local Transportation Fund Expenditures					
Administration					
County Auditor PUC 99233.1	\$ —	\$ —	\$ —	\$ —	\$ —
TPA PUC 99233.1	—	123,642	10,000	—	10,000
Planning					
PUC 99233.2	—	—	—	—	—
PUC 99233.5(a)	—	—	—	—	—
PUC 99233.5(b)	—	—	—	—	—
Pedestrian and Bicycle Facilities					
PUC 99233.3, 99234	—	—	—	—	—
Rail Service					
PUC 99233.4, 99234.9	—	—	—	—	—
Article 4.5					
Community Transit Services					
PUC 99233.7, 99275	—	—	—	—	—
Article 4					
Planning PUC 99262	—	—	—	—	—
Transit PUC 99260(a)	—	—	—	—	—
Joint Powers Agencies PUC 99260.7	—	—	—	—	—
Railroad Corporations PUC 99260.5(a)	—	—	—	—	—
Other	—	—	—	—	—
Article 8					
Streets and Roads PUC 99400(a)	—	—	—	—	—
Pedestrians and Bicycles PUC 99400(a)	—	—	—	—	—
General Public PUC 99400(c)	—	45,996	—	388,423	388,423
Elderly and Handicapped PUC 99400(c)	—	—	—	—	—
Planning Contributions PUC 99402	—	—	—	—	—
Multimodal Terminal PUC 99400.5	—	—	—	—	—
Other	—	—	—	—	—
Total LTF Expenditures	<u>\$ —</u>	<u>\$ 169,638</u>	<u>\$ 10,000</u>	<u>\$ 388,423</u>	<u>\$ 398,423</u>
State Transit Assistance Fund Expenditures					
Article 4					
Operating Costs CCR 6730(a)	\$ —	\$ —	\$ —	\$ —	\$ —
Capital Costs CCR 6730(b)	—	—	—	—	—
Rail Services Subsidy CCR 6730(c)	—	—	—	—	—
Specialized Services CCR 6731(c)	—	—	—	—	—
Other	—	—	—	—	—
Article 8					
AMTRAK CCR 6731(a)	—	—	—	—	—
General Public CCR 6731(b)	16,000	16,000	—	39,136	39,136
Elderly and Handicapped CCR 6731(b)	—	—	—	—	—
Other	—	—	—	—	—
Other Expenditures					
Other Expenditures	—	—	—	—	—
Community Transit Services					
CCR 6730(d), 6731(d), and 6731.1	—	—	—	—	—
Total STAF Expenditures	<u>\$ 16,000</u>	<u>\$ 16,000</u>	<u>\$ —</u>	<u>\$ 39,136</u>	<u>\$ 39,136</u>

Table 6. Transportation Planning Agencies Annual Report — Fiscal Year 2001-02 — (continued)
Schedule of Expenditures by Purpose Regarding the
Local Transportation Funds and State Transit Assistance Funds

	Transportation Agency for Monterey County				
	Monterey				
	Transportation Agency for Monterey County	Monterey County	City of Carmel-By-The-Sea	City of Del Rey Oaks	City of Gonzales
Local Transportation Fund Expenditures					
Administration					
County Auditor PUC 99233.1	\$ —	\$ —	\$ —	\$ —	\$ —
TPA PUC 99233.1	908,485	—	—	—	—
Planning					
PUC 99233.2	—	—	—	—	—
PUC 99233.5(a)	—	—	—	—	—
PUC 99233.5(b)	—	—	—	—	—
Pedestrian and Bicycle Facilities					
PUC 99233.3, 99234	—	—	—	—	—
Rail Service					
PUC 99233.4, 99234.9	—	—	—	—	—
Article 4.5					
Community Transit Services					
PUC 99233.7, 99275	—	—	—	—	—
Article 4					
Planning PUC 99262	—	—	—	—	—
Transit PUC 99260(a)	—	1,202,812	98,451	36,622	75,492
Joint Powers Agencies PUC 99260.7	—	220,609	21,764	8,057	—
Railroad Corporations PUC 99260.5(a)	—	—	—	—	—
Other	—	—	—	—	—
Article 8					
Streets and Roads PUC 99400(a)	—	2,111,984	—	—	88,621
Pedestrians and Bicycles PUC 99400(a)	—	—	—	—	—
General Public PUC 99400(c)	—	—	—	—	—
Elderly and Handicapped PUC 99400(c)	—	—	—	—	4,296
Planning Contributions PUC 99402	—	—	—	—	—
Multimodal Terminal PUC 99400.5	—	—	—	—	—
Other	—	—	—	—	—
Total LTF Expenditures	<u>\$ 908,485</u>	<u>\$ 3,535,405</u>	<u>\$ 120,215</u>	<u>\$ 44,679</u>	<u>\$ 168,409</u>
State Transit Assistance Fund Expenditures					
Article 4					
Operating Costs CCR 6730(a)	\$ —	\$ —	\$ —	\$ —	\$ —
Capital Costs CCR 6730(b)	—	—	—	—	8,133
Rail Services Subsidy CCR 6730(c)	—	—	—	—	—
Specialized Services CCR 6731(c)	—	—	—	—	—
Other	—	—	—	—	—
Article 8					
AMTRAK CCR 6731(a)	—	—	—	—	—
General Public CCR 6731(b)	—	—	—	—	—
Elderly and Handicapped CCR 6731(b)	—	—	—	—	—
Other	—	—	—	—	—
Other Expenditures					
Other Expenditures	—	—	—	—	—
Community Transit Services					
CCR 6730(d), 6731(d), and 6731.1	—	—	—	—	—
Total STAF Expenditures	<u>\$ —</u>	<u>\$ —</u>	<u>\$ —</u>	<u>\$ —</u>	<u>\$ 8,133</u>

Table 6. Transportation Planning Agencies Annual Report — Fiscal Year 2001-02 — (continued)
Schedule of Expenditures by Purpose Regarding the
Local Transportation Funds and State Transit Assistance Funds

Transportation Agency
for Monterey County —
(continued)

Monterey — (continued)

	City of Greenfield	City of King City	City of Marina	City of Monterey	City of Pacific Grove
Local Transportation Fund Expenditures					
Administration					
County Auditor PUC 99233.1	\$ —	\$ —	\$ —	\$ —	\$ —
TPA PUC 99233.1	—	—	—	—	—
Planning					
PUC 99233.2	—	—	—	—	—
PUC 99233.5(a)	—	—	—	—	—
PUC 99233.5(b)	—	—	—	—	—
Pedestrian and Bicycle Facilities					
PUC 99233.3, 99234	—	—	—	323,190	—
Rail Service					
PUC 99233.4, 99234.9	—	—	—	—	—
Article 4.5					
Community Transit Services					
PUC 99233.7, 99275	—	—	—	—	—
Article 4					
Planning PUC 99262	—	—	—	—	—
Transit PUC 99260(a)	—	16,186	441,564	784,785	412,576
Joint Powers Agencies PUC 99260.7	—	—	87,111	156,757	82,813
Railroad Corporations PUC 99260.5(a)	—	—	—	—	—
Other	—	—	—	—	—
Article 8					
Streets and Roads PUC 99400(a)	309,136	50,000	—	—	—
Pedestrians and Bicycles PUC 99400(a)	—	—	—	—	—
General Public PUC 99400(c)	—	—	—	—	—
Elderly and Handicapped PUC 99400(c)	4,649	7,987	—	—	—
Planning Contributions PUC 99402	—	—	—	—	—
Multimodal Terminal PUC 99400.5	—	—	—	—	—
Other	—	—	—	—	—
Total LTF Expenditures	\$ 313,785	\$ 74,173	\$ 528,675	\$ 1,264,732	\$ 495,389
State Transit Assistance Fund Expenditures					
Article 4					
Operating Costs CCR 6730(a)	\$ —	\$ 24,000	\$ —	\$ —	\$ —
Capital Costs CCR 6730(b)	30,000	40,429	—	—	—
Rail Services Subsidy CCR 6730(c)	—	—	—	—	—
Specialized Services CCR 6731(c)	—	—	—	—	—
Other	—	—	—	—	—
Article 8					
AMTRAK CCR 6731(a)	—	—	—	—	—
General Public CCR 6731(b)	—	—	—	—	—
Elderly and Handicapped CCR 6731(b)	—	—	—	—	—
Other	—	—	—	—	—
Other Expenditures					
Other Expenditures	—	—	—	—	—
Community Transit Services					
CCR 6730(d), 6731(d), and 6731.1	—	—	—	—	—
Total STAF Expenditures	\$ 30,000	\$ 64,429	\$ —	\$ —	\$ —

Table 6. Transportation Planning Agencies Annual Report — Fiscal Year 2001-02 — (continued)
Schedule of Expenditures by Purpose Regarding the
Local Transportation Funds and State Transit Assistance Funds

Transportation Agency
for Monterey County —
(continued)

Monterey — (continued)

	City of Salinas	City of Seaside	City of Soledad	Monterey-Salinas Transit	Total
Local Transportation Fund Expenditures					
Administration					
County Auditor PUC 99233.1	\$ —	\$ —	\$ —	\$ —	\$ —
TPA PUC 99233.1	—	—	—	—	908,485
Planning					
PUC 99233.2	—	—	—	—	—
PUC 99233.5(a)	—	—	—	—	—
PUC 99233.5(b)	—	—	—	—	—
Pedestrian and Bicycle Facilities					
PUC 99233.3, 99234	—	—	—	—	323,190
Rail Service					
PUC 99233.4, 99234.9	—	—	—	—	—
Article 4.5					
Community Transit Services					
PUC 99233.7, 99275	—	—	—	—	—
Article 4					
Planning PUC 99262	—	—	—	—	—
Transit PUC 99260(a)	3,203,142	724,318	—	—	6,995,948
Joint Powers Agencies PUC 99260.7	633,491	142,469	—	—	1,353,071
Railroad Corporations PUC 99260.5(a)	—	—	—	—	—
Other	—	—	—	—	—
Article 8					
Streets and Roads PUC 99400(a)	—	—	—	—	2,559,741
Pedestrians and Bicycles PUC 99400(a)	—	—	—	—	—
General Public PUC 99400(c)	—	—	—	—	—
Elderly and Handicapped PUC 99400(c)	—	—	11,144	—	28,076
Planning Contributions PUC 99402	—	—	—	—	—
Multimodal Terminal PUC 99400.5	—	—	—	—	—
Other	—	—	—	—	—
Total LTF Expenditures	\$ 3,836,633	\$ 866,787	\$ 11,144	\$ —	\$ 12,168,511
State Transit Assistance Fund Expenditures					
Article 4					
Operating Costs CCR 6730(a)	\$ —	\$ —	\$ —	\$ —	\$ 24,000
Capital Costs CCR 6730(b)	—	—	—	552,989	631,551
Rail Services Subsidy CCR 6730(c)	—	—	—	—	—
Specialized Services CCR 6731(c)	—	—	—	58,514	58,514
Other	—	—	—	—	—
Article 8					
AMTRAK CCR 6731(a)	—	—	—	—	—
General Public CCR 6731(b)	—	—	—	—	—
Elderly and Handicapped CCR 6731(b)	—	—	—	—	—
Other	—	—	—	—	—
Other Expenditures					
Other Expenditures	—	—	—	—	—
Community Transit Services					
CCR 6730(d), 6731(d), and 6731.1	—	—	—	—	—
Total STAF Expenditures	\$ —	\$ —	\$ —	\$ 611,503	\$ 714,065

Table 6. Transportation Planning Agencies Annual Report — Fiscal Year 2001-02 — (continued)
Schedule of Expenditures by Purpose Regarding the
Local Transportation Funds and State Transit Assistance Funds

	Nevada County Local Transportation Commission				
	Nevada				
	Nevada County Local Transportation Commission	Nevada County	City of Grass Valley	City of Nevada City	City of Truckee
Local Transportation Fund Expenditures					
Administration					
County Auditor PUC 99233.1	\$ —	\$ —	\$ —	\$ —	\$ —
TPA PUC 99233.1	199,356	—	—	—	—
Planning					
PUC 99233.2	—	—	—	—	—
PUC 99233.5(a)	—	—	—	—	—
PUC 99233.5(b)	—	—	—	—	—
Pedestrian and Bicycle Facilities					
PUC 99233.3, 99234	—	—	—	—	—
Rail Service					
PUC 99233.4, 99234.9	—	—	—	—	—
Article 4.5					
Community Transit Services					
PUC 99233.7, 99275	—	—	—	—	—
Article 4					
Planning PUC 99262	—	—	—	—	—
Transit PUC 99260(a)	—	765,509	—	—	—
Joint Powers Agencies PUC 99260.7	—	—	—	—	—
Railroad Corporations PUC 99260.5(a)	—	—	—	—	—
Other	—	—	—	—	—
Article 8					
Streets and Roads PUC 99400(a)	—	—	—	49,200	—
Pedestrians and Bicycles PUC 99400(a)	—	—	—	14,600	—
General Public PUC 99400(c)	—	943,362	183,922	50,311	304,365
Elderly and Handicapped PUC 99400(c)	—	—	—	—	—
Planning Contributions PUC 99402	—	—	—	—	—
Multimodal Terminal PUC 99400.5	—	—	—	—	—
Other	—	—	—	—	—
Total LTF Expenditures	<u>\$ 199,356</u>	<u>\$ 1,708,871</u>	<u>\$ 183,922</u>	<u>\$ 114,111</u>	<u>\$ 304,365</u>
State Transit Assistance Fund Expenditures					
Article 4					
Operating Costs CCR 6730(a)	\$ —	\$ 217,478	\$ —	\$ —	\$ —
Capital Costs CCR 6730(b)	—	—	—	—	—
Rail Services Subsidy CCR 6730(c)	—	—	—	—	—
Specialized Services CCR 6731(c)	—	—	—	—	35,179
Other	—	—	—	—	—
Article 8					
AMTRAK CCR 6731(a)	—	—	—	—	—
General Public CCR 6731(b)	—	—	—	—	—
Elderly and Handicapped CCR 6731(b)	—	—	—	—	—
Other	—	—	—	—	—
Other Expenditures					
Other Expenditures	—	—	—	—	—
Community Transit Services					
CCR 6730(d), 6731(d), and 6731.1	—	—	—	—	—
Total STAF Expenditures	<u>\$ —</u>	<u>\$ 217,478</u>	<u>\$ —</u>	<u>\$ —</u>	<u>\$ 35,179</u>

Table 6. Transportation Planning Agencies Annual Report — Fiscal Year 2001-02 — (continued)
Schedule of Expenditures by Purpose Regarding the
Local Transportation Funds and State Transit Assistance Funds

	Nevada County Local Transportation Commission — (continued)		Orange County Transportation Authority		
	Nevada — (continued)		Orange		
	Consolidated Transportation Services Agency	Total	Orange County Transportation Authority	Orange County	City of Anaheim
Local Transportation Fund Expenditures					
Administration					
County Auditor PUC 99233.1	\$ —	\$ —	\$ —	\$ 2,406	\$ —
TPA PUC 99233.1	—	199,356	91,569	—	—
Planning					
PUC 99233.2	—	—	1,661,396	—	—
PUC 99233.5(a)	—	—	—	—	—
PUC 99233.5(b)	—	—	—	—	—
Pedestrian and Bicycle Facilities					
PUC 99233.3, 99234	—	—	—	—	47,013
Rail Service					
PUC 99233.4, 99234.9	—	—	—	—	—
Article 4.5					
Community Transit Services					
PUC 99233.7, 99275	113,000	113,000	—	—	—
Article 4					
Planning PUC 99262	—	—	—	—	—
Transit PUC 99260(a)	—	765,509	—	—	—
Joint Powers Agencies PUC 99260.7	—	—	—	—	—
Railroad Corporations PUC 99260.5(a)	—	—	—	—	—
Other	—	—	—	—	—
Article 8					
Streets and Roads PUC 99400(a)	—	49,200	—	—	—
Pedestrians and Bicycles PUC 99400(a)	—	14,600	—	—	—
General Public PUC 99400(c)	—	1,481,960	—	—	—
Elderly and Handicapped PUC 99400(c)	—	—	—	—	—
Planning Contributions PUC 99402	—	—	—	—	—
Multimodal Terminal PUC 99400.5	—	—	—	—	—
Other	—	—	—	—	—
Total LTF Expenditures	<u>\$ 113,000</u>	<u>\$ 2,623,625</u>	<u>\$ 1,752,965</u>	<u>\$ 2,406</u>	<u>\$ 47,013</u>
State Transit Assistance Fund Expenditures					
Article 4					
Operating Costs CCR 6730(a)	\$ —	\$ 217,478	\$ —	\$ —	\$ —
Capital Costs CCR 6730(b)	—	—	—	—	—
Rail Services Subsidy CCR 6730(c)	—	—	—	—	—
Specialized Services CCR 6731(c)	—	35,179	—	—	—
Other	—	—	—	—	—
Article 8					
AMTRAK CCR 6731(a)	—	—	—	—	—
General Public CCR 6731(b)	—	—	—	—	—
Elderly and Handicapped CCR 6731(b)	—	—	—	—	—
Other	—	—	—	—	—
Other Expenditures					
Other Expenditures	—	—	—	—	—
Community Transit Services					
CCR 6730(d), 6731(d), and 6731.1	—	—	—	—	—
Total STAF Expenditures	<u>\$ —</u>	<u>\$ 252,657</u>	<u>\$ —</u>	<u>\$ —</u>	<u>\$ —</u>

Table 6. Transportation Planning Agencies Annual Report — Fiscal Year 2001-02 — (continued)
Schedule of Expenditures by Purpose Regarding the
Local Transportation Funds and State Transit Assistance Funds

Orange County
Transportation
Authority — (continued)

Orange — (continued)

	City of Brea	City of Costa Mesa	City of Fountain Valley	City of Fullerton	City of Huntington Beach
Local Transportation Fund Expenditures					
Administration					
County Auditor PUC 99233.1	\$ —	\$ —	\$ —	\$ —	\$ —
TPA PUC 99233.1	—	—	—	—	—
Planning					
PUC 99233.2	—	—	—	—	—
PUC 99233.5(a)	—	—	—	—	—
PUC 99233.5(b)	—	—	—	—	—
Pedestrian and Bicycle Facilities					
PUC 99233.3, 99234	—	—	14,283	33,563	42,260
Rail Service					
PUC 99233.4, 99234.9	—	—	—	—	—
Article 4.5					
Community Transit Services					
PUC 99233.7, 99275	49,965	8,049	—	—	71,098
Article 4					
Planning PUC 99262	—	—	—	—	—
Transit PUC 99260(a)	—	—	—	—	—
Joint Powers Agencies PUC 99260.7	—	—	—	—	—
Railroad Corporations PUC 99260.5(a)	—	—	—	—	—
Other	—	—	—	—	—
Article 8					
Streets and Roads PUC 99400(a)	—	—	—	—	—
Pedestrians and Bicycles PUC 99400(a)	—	—	—	—	—
General Public PUC 99400(c)	—	—	—	—	—
Elderly and Handicapped PUC 99400(c)	—	—	—	—	—
Planning Contributions PUC 99402	—	—	—	—	—
Multimodal Terminal PUC 99400.5	—	—	—	—	—
Other	—	—	—	—	—
Total LTF Expenditures	\$ 49,965	\$ 8,049	\$ 14,283	\$ 33,563	\$ 113,358
State Transit Assistance Fund Expenditures					
Article 4					
Operating Costs CCR 6730(a)	\$ —	\$ —	\$ —	\$ —	\$ —
Capital Costs CCR 6730(b)	—	—	—	—	—
Rail Services Subsidy CCR 6730(c)	—	—	—	—	—
Specialized Services CCR 6731(c)	—	—	—	—	—
Other	—	—	—	—	—
Article 8					
AMTRAK CCR 6731(a)	—	—	—	—	—
General Public CCR 6731(b)	—	—	—	—	—
Elderly and Handicapped CCR 6731(b)	—	—	—	—	—
Other	—	—	—	—	—
Other Expenditures					
Other Expenditures	—	—	—	—	—
Community Transit Services					
CCR 6730(d), 6731(d), and 6731.1	—	—	—	—	—
Total STAF Expenditures	\$ —	\$ —	\$ —	\$ —	\$ —

Table 6. Transportation Planning Agencies Annual Report — Fiscal Year 2001-02 — (continued)
Schedule of Expenditures by Purpose Regarding the
Local Transportation Funds and State Transit Assistance Funds

Orange County
Transportation
Authority — (continued)

Orange — (continued)

	City of Irvine	City of La Habra	City of Laguna Beach	City of Laguna Niguel	City of Laguna Woods
Local Transportation Fund Expenditures					
Administration					
County Auditor PUC 99233.1	\$ —	\$ —	\$ —	\$ —	\$ —
TPA PUC 99233.1	—	—	—	—	—
Planning					
PUC 99233.2	—	—	—	—	—
PUC 99233.5(a)	—	—	—	—	—
PUC 99233.5(b)	—	—	—	—	—
Pedestrian and Bicycle Facilities					
PUC 99233.3, 99234	47,859	—	—	—	—
Rail Service					
PUC 99233.4, 99234.9	—	—	—	—	—
Article 4.5					
Community Transit Services					
PUC 99233.7, 99275	9,030	61,937	—	12,584	6,253
Article 4					
Planning PUC 99262	—	—	—	—	—
Transit PUC 99260(a)	—	—	1,074,366	—	—
Joint Powers Agencies PUC 99260.7	—	—	—	—	—
Railroad Corporations PUC 99260.5(a)	—	—	—	—	—
Other	—	—	—	—	—
Article 8					
Streets and Roads PUC 99400(a)	—	—	—	—	—
Pedestrians and Bicycles PUC 99400(a)	—	—	—	—	—
General Public PUC 99400(c)	—	—	—	—	—
Elderly and Handicapped PUC 99400(c)	—	—	—	—	—
Planning Contributions PUC 99402	—	—	—	—	—
Multimodal Terminal PUC 99400.5	—	—	—	—	—
Other	—	—	—	—	—
Total LTF Expenditures	\$ 56,889	\$ 61,937	\$ 1,074,366	\$ 12,584	\$ 6,253
State Transit Assistance Fund Expenditures					
Article 4					
Operating Costs CCR 6730(a)	\$ —	\$ —	\$ —	\$ —	\$ —
Capital Costs CCR 6730(b)	—	—	—	—	—
Rail Services Subsidy CCR 6730(c)	—	—	—	—	—
Specialized Services CCR 6731(c)	—	—	—	—	—
Other	—	—	—	—	—
Article 8					
AMTRAK CCR 6731(a)	—	—	—	—	—
General Public CCR 6731(b)	—	—	—	—	—
Elderly and Handicapped CCR 6731(b)	—	—	—	—	—
Other	—	—	—	—	—
Other Expenditures					
Other Expenditures	—	—	—	—	—
Community Transit Services					
CCR 6730(d), 6731(d), and 6731.1	—	—	—	—	—
Total STAF Expenditures	\$ —	\$ —	\$ —	\$ —	\$ —

Table 6. Transportation Planning Agencies Annual Report — Fiscal Year 2001-02 — (continued)
Schedule of Expenditures by Purpose Regarding the
Local Transportation Funds and State Transit Assistance Funds

Orange County
Transportation
Authority — (continued)

Orange — (continued)

	City of Lake Forest	City of Newport Beach	City of Orange	City of Placentia	City of San Clemente
Local Transportation Fund Expenditures					
Administration					
County Auditor PUC 99233.1	\$ —	\$ —	\$ —	\$ —	\$ —
TPA PUC 99233.1	—	—	—	—	—
Planning					
PUC 99233.2	—	—	—	—	—
PUC 99233.5(a)	—	—	—	—	—
PUC 99233.5(b)	—	—	—	—	—
Pedestrian and Bicycle Facilities					
PUC 99233.3, 99234	—	—	107,019	98,630	—
Rail Service					
PUC 99233.4, 99234.9	—	—	—	—	—
Article 4.5					
Community Transit Services					
PUC 99233.7, 99275	2,214	10,777	—	—	22,258
Article 4					
Planning PUC 99262	—	—	—	—	—
Transit PUC 99260(a)	—	—	—	—	—
Joint Powers Agencies PUC 99260.7	—	—	—	—	—
Railroad Corporations PUC 99260.5(a)	—	—	—	—	—
Other	—	—	—	—	—
Article 8					
Streets and Roads PUC 99400(a)	—	—	—	—	—
Pedestrians and Bicycles PUC 99400(a)	—	—	—	—	—
General Public PUC 99400(c)	—	—	—	—	—
Elderly and Handicapped PUC 99400(c)	—	—	—	—	—
Planning Contributions PUC 99402	—	—	—	—	—
Multimodal Terminal PUC 99400.5	—	—	—	—	—
Other	—	—	—	—	—
Total LTF Expenditures	<u>\$ 2,214</u>	<u>\$ 10,777</u>	<u>\$ 107,019</u>	<u>\$ 98,630</u>	<u>\$ 22,258</u>
State Transit Assistance Fund Expenditures					
Article 4					
Operating Costs CCR 6730(a)	\$ —	\$ —	\$ —	\$ —	\$ —
Capital Costs CCR 6730(b)	—	—	—	—	—
Rail Services Subsidy CCR 6730(c)	—	—	—	—	—
Specialized Services CCR 6731(c)	—	—	—	—	—
Other	—	—	—	—	—
Article 8					
AMTRAK CCR 6731(a)	—	—	—	—	—
General Public CCR 6731(b)	—	—	—	—	—
Elderly and Handicapped CCR 6731(b)	—	—	—	—	—
Other	—	—	—	—	—
Other Expenditures					
Other Expenditures	—	—	—	—	—
Community Transit Services					
CCR 6730(d), 6731(d), and 6731.1	—	—	—	—	—
Total STAF Expenditures	<u>\$ —</u>	<u>\$ —</u>	<u>\$ —</u>	<u>\$ —</u>	<u>\$ —</u>

Table 6. Transportation Planning Agencies Annual Report — Fiscal Year 2001-02 — (continued)
Schedule of Expenditures by Purpose Regarding the
Local Transportation Funds and State Transit Assistance Funds

Orange County
Transportation
Authority — (continued)

Orange — (continued)

	City of Santa Ana	City of Seal Beach	City of Tustin	City of Westminster	City of Yorba Linda
Local Transportation Fund Expenditures					
Administration					
County Auditor PUC 99233.1	\$ —	\$ —	\$ —	\$ —	\$ —
TPA PUC 99233.1	—	—	—	—	—
Planning					
PUC 99233.2	—	—	—	—	—
PUC 99233.5(a)	—	—	—	—	—
PUC 99233.5(b)	—	—	—	—	—
Pedestrian and Bicycle Facilities					
PUC 99233.3, 99234	336,055	23,868	—	28,707	7,046
Rail Service					
PUC 99233.4, 99234.9	—	—	—	—	—
Article 4.5					
Community Transit Services					
PUC 99233.7, 99275	69,044	—	30,725	27,999	—
Article 4					
Planning PUC 99262	—	—	—	—	—
Transit PUC 99260(a)	—	—	—	—	—
Joint Powers Agencies PUC 99260.7	—	—	—	—	—
Railroad Corporations PUC 99260.5(a)	—	—	—	—	—
Other	—	—	—	—	—
Article 8					
Streets and Roads PUC 99400(a)	—	—	—	—	—
Pedestrians and Bicycles PUC 99400(a)	—	—	—	—	—
General Public PUC 99400(c)	—	—	—	—	—
Elderly and Handicapped PUC 99400(c)	—	—	—	—	—
Planning Contributions PUC 99402	—	—	—	—	—
Multimodal Terminal PUC 99400.5	—	—	—	—	—
Other	—	—	—	—	—
Total LTF Expenditures	<u>\$ 405,099</u>	<u>\$ 23,868</u>	<u>\$ 30,725</u>	<u>\$ 56,706</u>	<u>\$ 7,046</u>
State Transit Assistance Fund Expenditures					
Article 4					
Operating Costs CCR 6730(a)	\$ —	\$ —	\$ —	\$ —	\$ —
Capital Costs CCR 6730(b)	—	—	—	—	—
Rail Services Subsidy CCR 6730(c)	—	—	—	—	—
Specialized Services CCR 6731(c)	—	—	—	—	—
Other	—	—	—	—	—
Article 8					
AMTRAK CCR 6731(a)	—	—	—	—	—
General Public CCR 6731(b)	—	—	—	—	—
Elderly and Handicapped CCR 6731(b)	—	—	—	—	—
Other	—	—	—	—	—
Other Expenditures					
Other Expenditures	—	—	—	—	—
Community Transit Services					
CCR 6730(d), 6731(d), and 6731.1	—	—	—	—	—
Total STAF Expenditures	<u>\$ —</u>	<u>\$ —</u>	<u>\$ —</u>	<u>\$ —</u>	<u>\$ —</u>

Table 6. Transportation Planning Agencies Annual Report — Fiscal Year 2001-02 — (continued)
Schedule of Expenditures by Purpose Regarding the
Local Transportation Funds and State Transit Assistance Funds

	Orange County Transportation Authority — (continued)			Placer County Local Transportation Commission	
	Orange — (continued)			Placer	
	Orange County Transit District	Southern California Association of Governments	Total	Placer County Local Transportation Commission	Placer County
Local Transportation Fund Expenditures					
Administration					
County Auditor PUC 99233.1	\$ —	\$ —	\$ 2,406	\$ —	\$ 5,250
TPA PUC 99233.1	—	—	91,569	180,000	—
Planning					
PUC 99233.2	—	187,500	1,848,896	502,883	—
PUC 99233.5(a)	—	—	—	—	—
PUC 99233.5(b)	—	—	—	—	—
Pedestrian and Bicycle Facilities					
PUC 99233.3, 99234	355,997	—	1,142,300	—	—
Rail Service					
PUC 99233.4, 99234.9	—	—	—	—	—
Article 4.5					
Community Transit Services					
PUC 99233.7, 99275	3,351,143	—	3,733,076	—	—
Article 4					
Planning PUC 99262	—	—	—	—	—
Transit PUC 99260(a)	66,640,788	—	67,715,154	—	2,431,396
Joint Powers Agencies PUC 99260.7	—	—	—	—	—
Railroad Corporations PUC 99260.5(a)	—	—	—	—	—
Other	—	—	—	—	—
Article 8					
Streets and Roads PUC 99400(a)	—	—	—	—	2,000,000
Pedestrians and Bicycles PUC 99400(a)	—	—	—	—	—
General Public PUC 99400(c)	—	—	—	—	10,000
Elderly and Handicapped PUC 99400(c)	—	—	—	—	—
Planning Contributions PUC 99402	—	—	—	—	—
Multimodal Terminal PUC 99400.5	—	—	—	—	—
Other	—	—	—	—	—
Total LTF Expenditures	\$ 70,347,928	\$ 187,500	\$ 74,533,401	\$ 682,883	\$ 4,446,646
State Transit Assistance Fund Expenditures					
Article 4					
Operating Costs CCR 6730(a)	\$ 9,045,568	\$ —	\$ 9,045,568	\$ —	\$ 116,183
Capital Costs CCR 6730(b)	—	—	—	—	—
Rail Services Subsidy CCR 6730(c)	—	—	—	—	—
Specialized Services CCR 6731(c)	—	—	—	—	—
Other	—	—	—	—	—
Article 8					
AMTRAK CCR 6731(a)	—	—	—	—	—
General Public CCR 6731(b)	—	—	—	62,800	—
Elderly and Handicapped CCR 6731(b)	—	—	—	—	—
Other	—	—	—	—	—
Other Expenditures					
Other Expenditures	—	—	—	—	—
Community Transit Services					
CCR 6730(d), 6731(d), and 6731.1	—	—	—	—	—
Total STAF Expenditures	\$ 9,045,568	\$ —	\$ 9,045,568	\$ 62,800	\$ 116,183

Table 6. Transportation Planning Agencies Annual Report — Fiscal Year 2001-02 — (continued)
Schedule of Expenditures by Purpose Regarding the
Local Transportation Funds and State Transit Assistance Funds

Placer County Local
Transportation
Commission —
(continued)

Placer — (continued)

	City of Auburn	City of Colfax	City of Lincoln	City of Loomis	City of Rocklin
Local Transportation Fund Expenditures					
Administration					
County Auditor PUC 99233.1	\$ —	\$ —	\$ —	\$ —	\$ —
TPA PUC 99233.1	—	—	—	—	—
Planning					
PUC 99233.2	—	—	—	—	—
PUC 99233.5(a)	—	—	—	—	—
PUC 99233.5(b)	—	—	—	—	—
Pedestrian and Bicycle Facilities					
PUC 99233.3, 99234	—	—	—	21,781	—
Rail Service					
PUC 99233.4, 99234.9	—	—	—	—	—
Article 4.5					
Community Transit Services					
PUC 99233.7, 99275	—	—	—	—	—
Article 4					
Planning PUC 99262	—	—	—	—	—
Transit PUC 99260(a)	260,600	—	257,341	—	—
Joint Powers Agencies PUC 99260.7	—	—	—	—	—
Railroad Corporations PUC 99260.5(a)	—	—	—	—	—
Other	—	—	—	—	—
Article 8					
Streets and Roads PUC 99400(a)	351,633	58,350	422,766	298,978	1,735,279
Pedestrians and Bicycles PUC 99400(a)	—	—	—	—	—
General Public PUC 99400(c)	—	6,309	—	8,778	155,299
Elderly and Handicapped PUC 99400(c)	—	—	—	—	—
Planning Contributions PUC 99402	—	—	—	—	—
Multimodal Terminal PUC 99400.5	—	—	—	—	—
Other	—	10,702	—	—	—
Total LTF Expenditures	\$ 612,233	\$ 75,361	\$ 680,107	\$ 329,537	\$ 1,890,578
State Transit Assistance Fund Expenditures					
Article 4					
Operating Costs CCR 6730(a)	\$ —	\$ —	\$ —	\$ —	\$ —
Capital Costs CCR 6730(b)	—	—	—	—	—
Rail Services Subsidy CCR 6730(c)	—	—	—	—	—
Specialized Services CCR 6731(c)	—	—	—	—	—
Other	—	—	—	—	—
Article 8					
AMTRAK CCR 6731(a)	—	—	—	—	—
General Public CCR 6731(b)	27,639	3,192	29,767	13,034	80,068
Elderly and Handicapped CCR 6731(b)	—	—	—	—	—
Other	—	—	—	—	—
Other Expenditures					
Other Expenditures	—	—	—	—	—
Community Transit Services					
CCR 6730(d), 6731(d), and 6731.1	—	—	—	—	—
Total STAF Expenditures	\$ 27,639	\$ 3,192	\$ 29,767	\$ 13,034	\$ 80,068

Table 6. Transportation Planning Agencies Annual Report — Fiscal Year 2001-02 — (continued)
Schedule of Expenditures by Purpose Regarding the
Local Transportation Funds and State Transit Assistance Funds

	Placer County Local Transportation Commission — (continued)				Plumas County Local Transportation Commission	
	Placer — (continued)				Plumas	
	City of Roseville	Consolidated Transportation Service Agency	Consolidated Transportation Service	Total	Plumas County Local Transportation Commission	
Local Transportation Fund Expenditures						
Administration						
County Auditor PUC 99233.1	\$ —	\$ —	\$ —	\$ 5,250	\$ —	
TPA PUC 99233.1	—	—	—	180,000	3,123	
Planning						
PUC 99233.2	—	—	—	502,883	—	
PUC 99233.5(a)	—	—	—	—	—	
PUC 99233.5(b)	—	—	—	—	—	
Pedestrian and Bicycle Facilities						
PUC 99233.3, 99234	—	—	—	21,781	—	
Rail Service						
PUC 99233.4, 99234.9	—	—	—	—	—	
Article 4.5						
Community Transit Services						
PUC 99233.7, 99275	—	—	661,688	661,688	—	
Article 4						
Planning PUC 99262	—	—	—	—	—	
Transit PUC 99260(a)	3,669,900	—	—	6,619,237	—	
Joint Powers Agencies PUC 99260.7	—	—	—	—	—	
Railroad Corporations PUC 99260.5(a)	—	—	—	—	—	
Other	—	—	—	—	—	
Article 8						
Streets and Roads PUC 99400(a)	391,854	—	—	5,258,860	—	
Pedestrians and Bicycles PUC 99400(a)	—	—	—	—	—	
General Public PUC 99400(c)	—	—	—	180,386	—	
Elderly and Handicapped PUC 99400(c)	—	—	—	—	—	
Planning Contributions PUC 99402	—	—	—	—	—	
Multimodal Terminal PUC 99400.5	—	—	—	—	—	
Other	—	—	—	10,702	—	
Total LTF Expenditures	\$ 4,061,754	\$ —	\$ 661,688	\$ 13,440,787	\$ 3,123	
State Transit Assistance Fund Expenditures						
Article 4						
Operating Costs CCR 6730(a)	\$ —	\$ —	\$ —	\$ 116,183	\$ —	
Capital Costs CCR 6730(b)	—	—	—	—	—	
Rail Services Subsidy CCR 6730(c)	—	—	—	—	—	
Specialized Services CCR 6731(c)	—	—	—	—	—	
Other	—	—	—	—	—	
Article 8						
AMTRAK CCR 6731(a)	—	—	—	—	—	
General Public CCR 6731(b)	93,874	—	—	310,374	—	
Elderly and Handicapped CCR 6731(b)	—	—	—	—	—	
Other	—	—	—	—	—	
Other Expenditures						
Other Expenditures	—	—	—	—	—	
Community Transit Services						
CCR 6730(d), 6731(d), and 6731.1	—	31,639	—	31,639	—	
Total STAF Expenditures	\$ 93,874	\$ 31,639	\$ —	\$ 458,196	\$ —	

Table 6. Transportation Planning Agencies Annual Report — Fiscal Year 2001-02 — (continued)
Schedule of Expenditures by Purpose Regarding the
Local Transportation Funds and State Transit Assistance Funds

	Plumas County Local Transportation Commission — (continued)		Riverside County Transportation Commission		
	Plumas — (continued)		Riverside		
	Plumas County	Total	Riverside County Transportation Commission	Riverside County	City of Banning
Local Transportation Fund Expenditures					
Administration					
County Auditor PUC 99233.1	\$ —	\$ —	\$ —	\$ 12,000	\$ —
TPA PUC 99233.1	—	3,123	500,000	—	—
Planning					
PUC 99233.2	—	—	1,570,656	—	—
PUC 99233.5(a)	—	—	—	—	—
PUC 99233.5(b)	—	—	—	—	—
Pedestrian and Bicycle Facilities					
PUC 99233.3, 99234	—	—	—	62,500	118,057
Rail Service					
PUC 99233.4, 99234.9	—	—	—	—	—
Article 4.5					
Community Transit Services					
PUC 99233.7, 99275	—	—	—	—	—
Article 4					
Planning PUC 99262	—	—	—	—	—
Transit PUC 99260(a)	—	—	5,306,000	—	653,523
Joint Powers Agencies PUC 99260.7	—	—	—	—	—
Railroad Corporations PUC 99260.5(a)	—	—	—	—	—
Other	—	—	—	—	—
Article 8					
Streets and Roads PUC 99400(a)	—	—	—	290,360	—
Pedestrians and Bicycles PUC 99400(a)	—	—	—	—	—
General Public PUC 99400(c)	471,991	471,991	—	—	—
Elderly and Handicapped PUC 99400(c)	—	—	—	—	—
Planning Contributions PUC 99402	—	—	—	—	—
Multimodal Terminal PUC 99400.5	—	—	—	—	—
Other	—	—	—	—	—
Total LTF Expenditures	<u>\$ 471,991</u>	<u>\$ 475,114</u>	<u>\$ 7,376,656</u>	<u>\$ 364,860</u>	<u>\$ 771,580</u>
State Transit Assistance Fund Expenditures					
Article 4					
Operating Costs CCR 6730(a)	\$ —	\$ —	\$ —	\$ —	\$ —
Capital Costs CCR 6730(b)	—	—	330,000	—	55,000
Rail Services Subsidy CCR 6730(c)	—	—	—	—	—
Specialized Services CCR 6731(c)	—	—	—	—	—
Other	—	—	—	—	—
Article 8					
AMTRAK CCR 6731(a)	—	—	—	—	—
General Public CCR 6731(b)	—	—	—	—	—
Elderly and Handicapped CCR 6731(b)	—	—	—	—	—
Other	—	—	—	—	—
Other Expenditures					
Other Expenditures	—	—	—	—	—
Community Transit Services					
CCR 6730(d), 6731(d), and 6731.1	—	—	—	—	—
Total STAF Expenditures	<u>\$ —</u>	<u>\$ —</u>	<u>\$ 330,000</u>	<u>\$ —</u>	<u>\$ 55,000</u>

Table 6. Transportation Planning Agencies Annual Report — Fiscal Year 2001-02 — (continued)
Schedule of Expenditures by Purpose Regarding the
Local Transportation Funds and State Transit Assistance Funds

Riverside County
Transportation
Commission —
(continued)

Riverside — (continued)

	City of Beaumont	City of Blythe	City of Cathedral City	City of Coachella	City of Corona
Local Transportation Fund Expenditures					
Administration					
County Auditor PUC 99233.1	\$ —	\$ —	\$ —	\$ —	\$ —
TPA PUC 99233.1	—	—	—	—	—
Planning					
PUC 99233.2	—	—	—	—	—
PUC 99233.5(a)	—	—	—	—	—
PUC 99233.5(b)	—	—	—	—	—
Pedestrian and Bicycle Facilities					
PUC 99233.3, 99234	—	—	40,405	120,195	—
Rail Service					
PUC 99233.4, 99234.9	—	—	—	—	—
Article 4.5					
Community Transit Services					
PUC 99233.7, 99275	—	—	—	—	—
Article 4					
Planning PUC 99262	—	—	—	—	—
Transit PUC 99260(a)	468,000	—	—	—	860,100
Joint Powers Agencies PUC 99260.7	—	—	—	—	—
Railroad Corporations PUC 99260.5(a)	—	—	—	—	—
Other	—	—	—	—	—
Article 8					
Streets and Roads PUC 99400(a)	—	665,546	—	—	—
Pedestrians and Bicycles PUC 99400(a)	—	—	—	—	—
General Public PUC 99400(c)	—	—	—	—	—
Elderly and Handicapped PUC 99400(c)	—	—	—	—	—
Planning Contributions PUC 99402	—	—	—	—	—
Multimodal Terminal PUC 99400.5	—	—	—	—	—
Other	—	—	—	—	—
Total LTF Expenditures	\$ 468,000	\$ 665,546	\$ 40,405	\$ 120,195	\$ 860,100
State Transit Assistance Fund Expenditures					
Article 4					
Operating Costs CCR 6730(a)	\$ —	\$ —	\$ —	\$ —	\$ —
Capital Costs CCR 6730(b)	160,000	—	—	—	58,700
Rail Services Subsidy CCR 6730(c)	—	—	—	—	—
Specialized Services CCR 6731(c)	—	—	—	—	—
Other	—	—	—	—	—
Article 8					
AMTRAK CCR 6731(a)	—	—	—	—	—
General Public CCR 6731(b)	—	—	—	—	—
Elderly and Handicapped CCR 6731(b)	—	—	—	—	—
Other	—	—	—	—	—
Other Expenditures					
Other Expenditures	—	—	—	—	—
Community Transit Services					
CCR 6730(d), 6731(d), and 6731.1	—	—	—	—	—
Total STAF Expenditures	\$ 160,000	\$ —	\$ —	\$ —	\$ 58,700

Table 6. Transportation Planning Agencies Annual Report — Fiscal Year 2001-02 — (continued)
Schedule of Expenditures by Purpose Regarding the
Local Transportation Funds and State Transit Assistance Funds

Riverside County
Transportation
Commission —
(continued)

Riverside — (continued)

	City of Hemet	City of La Quinta	City of Lake Elsinore	City of Moreno Valley	City of Palm Springs
Local Transportation Fund Expenditures					
Administration					
County Auditor PUC 99233.1	\$ —	\$ —	\$ —	\$ —	\$ —
TPA PUC 99233.1	—	—	—	—	—
Planning					
PUC 99233.2	—	—	—	—	—
PUC 99233.5(a)	—	—	—	—	—
PUC 99233.5(b)	—	—	—	—	—
Pedestrian and Bicycle Facilities					
PUC 99233.3, 99234	38,800	37,822	43,805	30,820	46,521
Rail Service					
PUC 99233.4, 99234.9	—	—	—	—	—
Article 4.5					
Community Transit Services					
PUC 99233.7, 99275	—	—	—	—	—
Article 4					
Planning PUC 99262	—	—	—	—	—
Transit PUC 99260(a)	—	—	—	—	—
Joint Powers Agencies PUC 99260.7	—	—	—	—	—
Railroad Corporations PUC 99260.5(a)	—	—	—	—	—
Other	—	—	—	—	—
Article 8					
Streets and Roads PUC 99400(a)	—	—	—	—	—
Pedestrians and Bicycles PUC 99400(a)	—	—	—	—	—
General Public PUC 99400(c)	—	—	—	—	—
Elderly and Handicapped PUC 99400(c)	—	—	—	—	—
Planning Contributions PUC 99402	—	—	—	—	—
Multimodal Terminal PUC 99400.5	—	—	—	—	—
Other	—	—	—	—	—
Total LTF Expenditures	\$ 38,800	\$ 37,822	\$ 43,805	\$ 30,820	\$ 46,521
State Transit Assistance Fund Expenditures					
Article 4					
Operating Costs CCR 6730(a)	\$ —	\$ —	\$ —	\$ —	\$ —
Capital Costs CCR 6730(b)	—	—	—	—	—
Rail Services Subsidy CCR 6730(c)	—	—	—	—	—
Specialized Services CCR 6731(c)	—	—	—	—	—
Other	—	—	—	—	—
Article 8					
AMTRAK CCR 6731(a)	—	—	—	—	—
General Public CCR 6731(b)	—	—	—	—	—
Elderly and Handicapped CCR 6731(b)	—	—	—	—	—
Other	—	—	—	—	—
Other Expenditures					
Other Expenditures	—	—	—	—	—
Community Transit Services					
CCR 6730(d), 6731(d), and 6731.1	—	—	—	—	—
Total STAF Expenditures	\$ —	\$ —	\$ —	\$ —	\$ —

Table 6. Transportation Planning Agencies Annual Report — Fiscal Year 2001-02 — (continued)
Schedule of Expenditures by Purpose Regarding the
Local Transportation Funds and State Transit Assistance Funds

Riverside County
Transportation
Commission —
(continued)

Riverside — (continued)

	City of Riverside	City of Temecula	Palo Verde Valley Transit Agency	Riverside Transit Agency	Southern California Association of Governments
Local Transportation Fund Expenditures					
Administration					
County Auditor PUC 99233.1	\$ —	\$ —	\$ —	\$ —	\$ —
TPA PUC 99233.1	—	—	—	—	—
Planning					
PUC 99233.2	—	—	—	—	95,000
PUC 99233.5(a)	—	—	—	—	—
PUC 99233.5(b)	—	—	—	—	—
Pedestrian and Bicycle Facilities					
PUC 99233.3, 99234	34,500	38,843	—	—	—
Rail Service					
PUC 99233.4, 99234.9	—	—	—	—	—
Article 4.5					
Community Transit Services					
PUC 99233.7, 99275	—	—	—	—	—
Article 4					
Planning PUC 99262	—	—	—	—	—
Transit PUC 99260(a)	1,547,990	—	358,907	23,257,254	—
Joint Powers Agencies PUC 99260.7	—	—	—	—	—
Railroad Corporations PUC 99260.5(a)	—	—	—	—	—
Other	—	—	—	—	—
Article 8					
Streets and Roads PUC 99400(a)	—	—	—	—	—
Pedestrians and Bicycles PUC 99400(a)	—	—	—	—	—
General Public PUC 99400(c)	—	—	—	—	—
Elderly and Handicapped PUC 99400(c)	—	—	—	—	—
Planning Contributions PUC 99402	—	—	—	—	—
Multimodal Terminal PUC 99400.5	—	—	—	—	—
Other	—	—	—	—	—
Total LTF Expenditures	\$ 1,582,490	\$ 38,843	\$ 358,907	\$ 23,257,254	\$ 95,000
State Transit Assistance Fund Expenditures					
Article 4					
Operating Costs CCR 6730(a)	\$ —	\$ —	\$ —	\$ 233,000	\$ —
Capital Costs CCR 6730(b)	47,600	—	—	2,594,221	—
Rail Services Subsidy CCR 6730(c)	—	—	—	—	—
Specialized Services CCR 6731(c)	—	—	—	—	—
Other	—	—	—	—	—
Article 8					
AMTRAK CCR 6731(a)	—	—	—	—	—
General Public CCR 6731(b)	—	—	—	—	—
Elderly and Handicapped CCR 6731(b)	—	—	—	—	—
Other	—	—	—	—	—
Other Expenditures					
Other Expenditures	—	—	—	—	—
Community Transit Services					
CCR 6730(d), 6731(d), and 6731.1	—	—	—	—	—
Total STAF Expenditures	\$ 47,600	\$ —	\$ —	\$ 2,827,221	\$ —

Table 6. Transportation Planning Agencies Annual Report — Fiscal Year 2001-02 — (continued)
Schedule of Expenditures by Purpose Regarding the
Local Transportation Funds and State Transit Assistance Funds

	Riverside County Transportation Commission — (continued)		Sacramento Area Council of Governments		
	Riverside — (continued)		Sacramento		
	Sunline Transit Agency	Total	Sacramento Area Council of Governments	Sacramento County	City of Citrus Heights
Local Transportation Fund Expenditures					
Administration					
County Auditor PUC 99233.1	\$ —	\$ 12,000	\$ —	\$ 13,500	\$ —
TPA PUC 99233.1	—	500,000	475,513	—	—
Planning					
PUC 99233.2	—	1,665,656	—	—	—
PUC 99233.5(a)	—	—	—	—	—
PUC 99233.5(b)	—	—	—	—	—
Pedestrian and Bicycle Facilities					
PUC 99233.3, 99234	—	612,268	—	448,885	69,930
Rail Service					
PUC 99233.4, 99234.9	—	—	—	—	—
Article 4.5					
Community Transit Services					
PUC 99233.7, 99275	—	—	—	—	—
Article 4					
Planning PUC 99262	—	—	992,026	—	—
Transit PUC 99260(a)	8,790,000	41,241,774	—	—	—
Joint Powers Agencies PUC 99260.7	—	—	—	—	—
Railroad Corporations PUC 99260.5(a)	—	—	—	—	—
Other	—	—	—	—	—
Article 8					
Streets and Roads PUC 99400(a)	—	955,906	—	—	—
Pedestrians and Bicycles PUC 99400(a)	—	—	—	—	—
General Public PUC 99400(c)	—	—	—	1,094,283	3,252,359
Elderly and Handicapped PUC 99400(c)	—	—	—	—	—
Planning Contributions PUC 99402	—	—	164,756	—	—
Multimodal Terminal PUC 99400.5	—	—	—	—	—
Other	—	—	—	174,186	87,500
Total LTF Expenditures	\$ 8,790,000	\$ 44,987,604	\$ 1,632,295	\$ 1,730,854	\$ 3,409,789
State Transit Assistance Fund Expenditures					
Article 4					
Operating Costs CCR 6730(a)	\$ 338,000	\$ 571,000	\$ —	\$ —	\$ —
Capital Costs CCR 6730(b)	421,000	3,666,521	—	—	—
Rail Services Subsidy CCR 6730(c)	—	—	—	—	—
Specialized Services CCR 6731(c)	—	—	—	—	—
Other	17,475	17,475	—	—	—
Article 8					
AMTRAK CCR 6731(a)	—	—	—	—	—
General Public CCR 6731(b)	—	—	—	93,718	246,854
Elderly and Handicapped CCR 6731(b)	—	—	—	—	—
Other	—	—	—	—	—
Other Expenditures					
Other Expenditures	—	—	—	—	—
Community Transit Services					
CCR 6730(d), 6731(d), and 6731.1	—	—	—	—	—
Total STAF Expenditures	\$ 776,475	\$ 4,254,996	\$ —	\$ 93,718	\$ 246,854

Table 6. Transportation Planning Agencies Annual Report — Fiscal Year 2001-02 — (continued)
Schedule of Expenditures by Purpose Regarding the
Local Transportation Funds and State Transit Assistance Funds

Sacramento Area
 Council of
 Governments —
 (continued)

**Sacramento —
 (continued)**
 City of Elk Grove

City of Folsom

City of Galt

City of Isleton

City of Sacramento

Local Transportation Fund Expenditures

Administration

County Auditor PUC 99233.1	\$	—	\$	—	\$	—	\$	—	\$	—
TPA PUC 99233.1		—		—		—		—		—

Planning

PUC 99233.2		—		—		—		—		—
PUC 99233.5(a)		—		—		—		—		—
PUC 99233.5(b)		—		—		—		—		—

Pedestrian and Bicycle Facilities

PUC 99233.3, 99234		54,977		41,316		14,151		667		318,294
--------------------	--	--------	--	--------	--	--------	--	-----	--	---------

Rail Service

PUC 99233.4, 99234.9		—		—		—		—		—
----------------------	--	---	--	---	--	---	--	---	--	---

Article 4.5

Community Transit Services

PUC 99233.7, 99275		—		—		—		—		—
--------------------	--	---	--	---	--	---	--	---	--	---

Article 4

Planning PUC 99262		—		—		—		—		—
Transit PUC 99260(a)		—		806,265		—		—		—
Joint Powers Agencies PUC 99260.7		—		—		—		—		—
Railroad Corporations PUC 99260.5(a)		—		—		—		—		—
Other		—		—		—		—		—

Article 8

Streets and Roads PUC 99400(a)		—		820,822		235,280		31,828		—
Pedestrians and Bicycles PUC 99400(a)		—		—		—		—		—
General Public PUC 99400(c)		2,626,674		—		441,238		—		—
Elderly and Handicapped PUC 99400(c)		—		—		—		—		—
Planning Contributions PUC 99402		—		—		—		—		—
Multimodal Terminal PUC 99400.5		—		—		—		—		—
Other		—		350,000		—		—		—

Total LTF Expenditures

	\$	<u>2,681,651</u>	\$	<u>2,018,403</u>	\$	<u>690,669</u>	\$	<u>32,495</u>	\$	<u>318,294</u>
--	----	------------------	----	------------------	----	----------------	----	---------------	----	----------------

State Transit Assistance Fund Expenditures

Article 4

Operating Costs CCR 6730(a)	\$	—	\$	20,064	\$	—	\$	—	\$	—
Capital Costs CCR 6730(b)		—		131,260		—		—		—
Rail Services Subsidy CCR 6730(c)		—		—		—		—		—
Specialized Services CCR 6731(c)		—		—		—		—		—
Other		—		—		—		—		—

Article 8

AMTRAK CCR 6731(a)		—		—		—		—		—
General Public CCR 6731(b)		194,065		—		49,952		2,352		—
Elderly and Handicapped CCR 6731(b)		—		—		—		—		—
Other		—		—		—		—		—

Other Expenditures

Other Expenditures		—		—		—		—		—
--------------------	--	---	--	---	--	---	--	---	--	---

Community Transit Services

CCR 6730(d), 6731(d), and 6731.1		—		—		—		—		—
----------------------------------	--	---	--	---	--	---	--	---	--	---

Total STAF Expenditures

	\$	<u>194,065</u>	\$	<u>151,324</u>	\$	<u>49,952</u>	\$	<u>2,352</u>	\$	<u>—</u>
--	----	----------------	----	----------------	----	---------------	----	--------------	----	----------

Table 6. Transportation Planning Agencies Annual Report — Fiscal Year 2001-02 — (continued)
Schedule of Expenditures by Purpose Regarding the
Local Transportation Funds and State Transit Assistance Funds

	Sacramento Area Council of Governments — (continued)						Sutter	
	Sacramento — (continued)						Sacramento Area	
	Paratransit, Inc. CTSA	Sacramento Regional Transit System		Total			Council of Governments	Sutter County
Local Transportation Fund Expenditures								
Administration								
County Auditor PUC 99233.1	\$ —	\$ —		\$ 13,500		\$ —		\$ 1,900
TPA PUC 99233.1	—	—		475,513		—		—
Planning								
PUC 99233.2	—	—		—		—		—
PUC 99233.5(a)	—	—		—		—		—
PUC 99233.5(b)	—	—		—		—		—
Pedestrian and Bicycle Facilities								
PUC 99233.3, 99234	—	—		948,220		—		—
Rail Service								
PUC 99233.4, 99234.9	—	—		—		—		—
Article 4.5								
Community Transit Services								
PUC 99233.7, 99275	1,814,542	—		1,814,542		—		—
Article 4								
Planning PUC 99262	—	—		992,026		27,785		—
Transit PUC 99260(a)	—	33,571,008		34,377,273		—		—
Joint Powers Agencies PUC 99260.7	—	—		—		—		—
Railroad Corporations PUC 99260.5(a)	—	—		—		—		—
Other	—	—		—		—		—
Article 8								
Streets and Roads PUC 99400(a)	—	—		1,087,930		—		930,965
Pedestrians and Bicycles PUC 99400(a)	—	—		—		—		—
General Public PUC 99400(c)	—	—		7,414,554		—		—
Elderly and Handicapped PUC 99400(c)	—	—		—		—		—
Planning Contributions PUC 99402	—	—		164,756		62,986		—
Multimodal Terminal PUC 99400.5	—	—		—		—		—
Other	—	—		611,686		—		—
Total LTF Expenditures	\$ 1,814,542	\$ 33,571,008		\$ 47,900,000		\$ 90,771		\$ 932,865
State Transit Assistance Fund Expenditures								
Article 4								
Operating Costs CCR 6730(a)	\$ —	\$ —		\$ 20,064		\$ —		\$ —
Capital Costs CCR 6730(b)	—	4,481,044		4,612,304		—		—
Rail Services Subsidy CCR 6730(c)	—	—		—		—		—
Specialized Services CCR 6731(c)	—	—		—		—		—
Other	—	—		—		—		—
Article 8								
AMTRAK CCR 6731(a)	—	—		—		—		—
General Public CCR 6731(b)	—	—		586,941		—		—
Elderly and Handicapped CCR 6731(b)	—	—		—		—		—
Other	—	—		—		—		—
Other Expenditures								
Other Expenditures	—	—		—		—		—
Community Transit Services								
CCR 6730(d), 6731(d), and 6731.1	—	—		—		—		—
Total STAF Expenditures	\$ —	\$ 4,481,044		\$ 5,219,309		\$ —		\$ —

Table 6. Transportation Planning Agencies Annual Report — Fiscal Year 2001-02 — (continued)
Schedule of Expenditures by Purpose Regarding the
Local Transportation Funds and State Transit Assistance Funds

Sacramento Area
 Council of
 Governments —
 (continued)

Sutter — (continued)

Yolo

	City of Live Oak	City of Yuba City	Yuba Sutter Transit Authority	Total	Sacramento Area Council of Governments
Local Transportation Fund Expenditures					
Administration					
County Auditor PUC 99233.1	\$ —	\$ —	\$ —	\$ 1,900	\$ —
TPA PUC 99233.1	—	—	—	—	81,806
Planning					
PUC 99233.2	—	—	—	—	—
PUC 99233.5(a)	—	—	—	—	—
PUC 99233.5(b)	—	—	—	—	—
Pedestrian and Bicycle Facilities					
PUC 99233.3, 99234	—	—	—	—	—
Rail Service					
PUC 99233.4, 99234.9	—	—	—	—	—
Article 4.5					
Community Transit Services					
PUC 99233.7, 99275	—	—	—	—	—
Article 4					
Planning PUC 99262	—	—	—	27,785	89,189
Transit PUC 99260(a)	—	—	483,375	483,375	—
Joint Powers Agencies PUC 99260.7	—	—	—	—	—
Railroad Corporations PUC 99260.5(a)	—	—	—	—	—
Other	—	—	—	—	—
Article 8					
Streets and Roads PUC 99400(a)	190,916	1,102,073	—	2,223,954	—
Pedestrians and Bicycles PUC 99400(a)	—	—	—	—	—
General Public PUC 99400(c)	—	—	—	—	—
Elderly and Handicapped PUC 99400(c)	—	—	—	—	—
Planning Contributions PUC 99402	—	—	—	62,986	92,041
Multimodal Terminal PUC 99400.5	—	—	—	—	—
Other	—	—	—	—	—
Total LTF Expenditures	\$ 190,916	\$ 1,102,073	\$ 483,375	\$ 2,800,000	\$ 263,036
State Transit Assistance Fund Expenditures					
Article 4					
Operating Costs CCR 6730(a)	\$ —	\$ —	\$ 234,569	\$ 234,569	\$ —
Capital Costs CCR 6730(b)	—	—	154,407	154,407	—
Rail Services Subsidy CCR 6730(c)	—	—	—	—	—
Specialized Services CCR 6731(c)	—	—	—	—	—
Other	—	—	—	—	—
Article 8					
AMTRAK CCR 6731(a)	—	—	—	—	—
General Public CCR 6731(b)	15,221	—	—	15,221	—
Elderly and Handicapped CCR 6731(b)	—	—	—	—	—
Other	—	—	—	—	—
Other Expenditures					
Other Expenditures	—	—	—	—	—
Community Transit Services					
CCR 6730(d), 6731(d), and 6731.1	—	—	—	—	—
Total STAF Expenditures	\$ 15,221	\$ —	\$ 388,976	\$ 404,197	\$ —

Table 6. Transportation Planning Agencies Annual Report — Fiscal Year 2001-02 — (continued)
Schedule of Expenditures by Purpose Regarding the
Local Transportation Funds and State Transit Assistance Funds

Sacramento Area
 Council of
 Governments —
 (continued)

Yolo — (continued)

	Yolo County	City of Davis	City of West Sacramento	City of Winters	City of Woodland
Local Transportation Fund Expenditures					
Administration					
County Auditor PUC 99233.1	\$ 5,000	\$ —	\$ —	\$ —	\$ —
TPA PUC 99233.1	—	—	—	—	—
Planning					
PUC 99233.2	—	—	—	—	—
PUC 99233.5(a)	—	—	—	—	—
PUC 99233.5(b)	—	—	—	—	—
Pedestrian and Bicycle Facilities					
PUC 99233.3, 99234	—	—	—	—	—
Rail Service					
PUC 99233.4, 99234.9	—	—	—	—	—
Article 4.5					
Community Transit Services					
PUC 99233.7, 99275	—	—	—	—	—
Article 4					
Planning PUC 99262	—	—	—	—	—
Transit PUC 99260(a)	71,985	293,508	—	—	—
Joint Powers Agencies PUC 99260.7	—	—	—	—	—
Railroad Corporations PUC 99260.5(a)	—	—	—	—	—
Other	—	—	—	—	—
Article 8					
Streets and Roads PUC 99400(a)	978,856	1,139,844	570,011	185,970	1,583,205
Pedestrians and Bicycles PUC 99400(a)	—	—	—	—	—
General Public PUC 99400(c)	—	1,230,032	947,427	84,568	683,017
Elderly and Handicapped PUC 99400(c)	—	—	—	—	—
Planning Contributions PUC 99402	—	45,148	—	—	—
Multimodal Terminal PUC 99400.5	—	—	—	—	—
Other	—	161,694	—	—	—
Total LTF Expenditures	\$ 1,055,841	\$ 2,870,226	\$ 1,517,438	\$ 270,538	\$ 2,266,222
State Transit Assistance Fund Expenditures					
Article 4					
Operating Costs CCR 6730(a)	\$ —	\$ —	\$ —	\$ —	\$ —
Capital Costs CCR 6730(b)	—	—	—	—	—
Rail Services Subsidy CCR 6730(c)	—	—	—	—	—
Specialized Services CCR 6731(c)	—	—	—	—	—
Other	—	—	—	—	—
Article 8					
AMTRAK CCR 6731(a)	—	—	—	—	—
General Public CCR 6731(b)	59,430	212,519	85,790	15,290	128,131
Elderly and Handicapped CCR 6731(b)	—	—	—	—	—
Other	—	—	—	—	—
Other Expenditures					
Other Expenditures	—	—	—	—	—
Community Transit Services					
CCR 6730(d), 6731(d), and 6731.1	—	—	—	—	—
Total STAF Expenditures	\$ 59,430	\$ 212,519	\$ 85,790	\$ 15,290	\$ 128,131

Table 6. Transportation Planning Agencies Annual Report — Fiscal Year 2001-02 — (continued)
Schedule of Expenditures by Purpose Regarding the
Local Transportation Funds and State Transit Assistance Funds

Sacramento Area
Council of
Governments —
(continued)

	Yolo — (continued)		Yuba		
	Yolo County Transportation District	Total	Sacramento Area Council of Governments	Yuba County	City of Marysville
Local Transportation Fund Expenditures					
Administration					
County Auditor PUC 99233.1	\$ —	\$ 5,000	\$ —	\$ 750	\$ —
TPA PUC 99233.1	—	81,806	8,961	—	—
Planning					
PUC 99233.2	—	—	—	—	—
PUC 99233.5(a)	—	—	—	—	—
PUC 99233.5(b)	—	—	—	—	—
Pedestrian and Bicycle Facilities					
PUC 99233.3, 99234	—	—	—	—	—
Rail Service					
PUC 99233.4, 99234.9	—	—	—	—	—
Article 4.5					
Community Transit Services					
PUC 99233.7, 99275	—	—	—	—	—
Article 4					
Planning PUC 99262	—	89,189	—	—	—
Transit PUC 99260(a)	—	365,493	—	—	—
Joint Powers Agencies PUC 99260.7	—	—	—	—	—
Railroad Corporations PUC 99260.5(a)	—	—	—	—	—
Other	—	—	—	—	—
Article 8					
Streets and Roads PUC 99400(a)	—	4,457,886	—	448,075	27,718
Pedestrians and Bicycles PUC 99400(a)	—	—	—	—	—
General Public PUC 99400(c)	—	2,945,044	—	—	—
Elderly and Handicapped PUC 99400(c)	—	—	—	—	—
Planning Contributions PUC 99402	—	137,189	22,936	—	—
Multimodal Terminal PUC 99400.5	—	—	—	—	—
Other	—	161,694	—	—	—
Total LTF Expenditures	<u>\$ —</u>	<u>\$ 8,243,301</u>	<u>\$ 31,897</u>	<u>\$ 448,825</u>	<u>\$ 27,718</u>
State Transit Assistance Fund Expenditures					
Article 4					
Operating Costs CCR 6730(a)	\$ —	\$ —	\$ —	\$ —	\$ —
Capital Costs CCR 6730(b)	43,334	43,334	—	—	—
Rail Services Subsidy CCR 6730(c)	—	—	—	—	—
Specialized Services CCR 6731(c)	—	—	—	—	—
Other	—	—	—	—	—
Article 8					
AMTRAK CCR 6731(a)	—	—	—	—	—
General Public CCR 6731(b)	—	501,160	—	—	—
Elderly and Handicapped CCR 6731(b)	—	—	—	—	—
Other	—	—	—	—	—
Other Expenditures					
Other Expenditures	—	—	—	—	—
Community Transit Services					
CCR 6730(d), 6731(d), and 6731.1	—	—	—	—	—
Total STAF Expenditures	<u>\$ 43,334</u>	<u>\$ 544,494</u>	<u>\$ —</u>	<u>\$ —</u>	<u>\$ —</u>

Table 6. Transportation Planning Agencies Annual Report — Fiscal Year 2001-02 — (continued)
Schedule of Expenditures by Purpose Regarding the
Local Transportation Funds and State Transit Assistance Funds

	Sacramento Area Council of Governments — (continued)			Council of San Benito County Governments		
	Yuba — (continued)			San Benito		
	City of Wheatland	Yuba Sutter Transit Authority	Total	Total	Council of San Benito County Governments	
Local Transportation Fund Expenditures						
Administration						
County Auditor PUC 99233.1	\$ —	\$ —	\$ 750	\$ 21,150	\$ —	
TPA PUC 99233.1	—	—	8,961	566,280	159,140	
Planning						
PUC 99233.2	—	—	—	—	—	
PUC 99233.5(a)	—	—	—	—	—	
PUC 99233.5(b)	—	—	—	—	—	
Pedestrian and Bicycle Facilities						
PUC 99233.3, 99234	—	—	—	948,220	—	
Rail Service						
PUC 99233.4, 99234.9	—	—	—	—	—	
Article 4.5						
Community Transit Services						
PUC 99233.7, 99275	—	—	—	1,814,542	—	
Article 4						
Planning PUC 99262	—	—	—	1,109,000	—	
Transit PUC 99260(a)	—	366,275	366,275	35,592,416	—	
Joint Powers Agencies PUC 99260.7	—	—	—	—	—	
Railroad Corporations PUC 99260.5(a)	—	—	—	—	—	
Other	—	—	—	—	—	
Article 8						
Streets and Roads PUC 99400(a)	28,406	—	504,199	8,273,969	—	
Pedestrians and Bicycles PUC 99400(a)	—	—	—	—	—	
General Public PUC 99400(c)	—	—	—	10,359,598	—	
Elderly and Handicapped PUC 99400(c)	—	—	—	—	—	
Planning Contributions PUC 99402	—	—	22,936	387,867	—	
Multimodal Terminal PUC 99400.5	—	—	—	—	—	
Other	—	—	—	773,380	—	
Total LTF Expenditures	<u>\$ 28,406</u>	<u>\$ 366,275</u>	<u>\$ 903,121</u>	<u>\$ 59,846,422</u>	<u>\$ 159,140</u>	
State Transit Assistance Fund Expenditures						
Article 4						
Operating Costs CCR 6730(a)	\$ —	\$ —	\$ —	\$ 254,633	\$ —	
Capital Costs CCR 6730(b)	—	—	—	4,810,045	—	
Rail Services Subsidy CCR 6730(c)	—	—	—	—	—	
Specialized Services CCR 6731(c)	—	—	—	—	—	
Other	—	—	—	—	—	
Article 8						
AMTRAK CCR 6731(a)	—	—	—	—	—	
General Public CCR 6731(b)	5,479	—	5,479	1,108,801	—	
Elderly and Handicapped CCR 6731(b)	—	—	—	—	—	
Other	—	—	—	—	—	
Other Expenditures						
Other Expenditures	—	—	—	—	—	
Community Transit Services						
CCR 6730(d), 6731(d), and 6731.1	—	—	—	—	—	
Total STAF Expenditures	<u>\$ 5,479</u>	<u>\$ —</u>	<u>\$ 5,479</u>	<u>\$ 6,173,479</u>	<u>\$ —</u>	

Table 6. Transportation Planning Agencies Annual Report — Fiscal Year 2001-02 — (continued)
Schedule of Expenditures by Purpose Regarding the
Local Transportation Funds and State Transit Assistance Funds

	Council of San Benito County Governments — (continued)		San Bernardino Associated Governments					
	San Benito — (continued) San Benito County		Total	San Bernardino San Bernardino Associated Governments		San Bernardino County	City of Adelanto	
Local Transportation Fund Expenditures								
Administration								
County Auditor PUC 99233.1	\$	—	\$	—	\$	15,000	\$	—
TPA PUC 99233.1	—	—	159,140	—	252,000	—	—	—
Planning								
PUC 99233.2	—	—	—	—	1,436,400	—	—	—
PUC 99233.5(a)	—	—	—	—	—	—	—	—
PUC 99233.5(b)	—	—	—	—	—	—	—	—
Pedestrian and Bicycle Facilities								
PUC 99233.3, 99234	—	—	—	—	—	—	—	—
Rail Service								
PUC 99233.4, 99234.9	—	—	—	—	—	—	—	—
Article 4.5								
Community Transit Services								
PUC 99233.7, 99275	—	—	—	—	—	—	—	—
Article 4								
Planning PUC 99262	—	—	—	—	—	—	—	—
Transit PUC 99260(a)	—	1,293,469	1,293,469	—	—	—	—	—
Joint Powers Agencies PUC 99260.7	—	—	—	—	—	—	—	—
Railroad Corporations PUC 99260.5(a)	—	—	—	—	—	—	—	—
Other	—	—	—	—	—	—	—	—
Article 8								
Streets and Roads PUC 99400(a)	—	—	—	—	—	1,834,656	—	71,158
Pedestrians and Bicycles PUC 99400(a)	—	—	—	—	—	—	—	—
General Public PUC 99400(c)	—	—	—	—	—	—	—	—
Elderly and Handicapped PUC 99400(c)	—	—	—	—	—	—	—	—
Planning Contributions PUC 99402	—	—	—	—	—	—	—	—
Multimodal Terminal PUC 99400.5	—	—	—	—	—	—	—	—
Other	—	—	—	—	—	98,913	—	—
Total LTF Expenditures	\$	1,293,469	\$	1,452,609	\$	1,688,400	\$	1,948,569
		\$	71,158	\$	—	\$	—	\$
State Transit Assistance Fund Expenditures								
Article 4								
Operating Costs CCR 6730(a)	\$	—	\$	—	\$	—	\$	—
Capital Costs CCR 6730(b)	—	—	—	—	—	—	—	—
Rail Services Subsidy CCR 6730(c)	—	—	—	—	—	—	—	—
Specialized Services CCR 6731(c)	—	—	—	—	—	—	—	—
Other	—	—	—	—	—	—	—	—
Article 8								
AMTRAK CCR 6731(a)	—	—	—	—	—	—	—	—
General Public CCR 6731(b)	—	—	—	—	—	—	—	—
Elderly and Handicapped CCR 6731(b)	—	—	—	—	—	—	—	—
Other	—	—	—	—	—	—	—	—
Other Expenditures								
Other Expenditures	—	—	—	—	—	—	—	—
Community Transit Services								
CCR 6730(d), 6731(d), and 6731.1	—	—	—	—	—	—	—	—
Total STAF Expenditures	\$	—	\$	—	\$	—	\$	—

Table 6. Transportation Planning Agencies Annual Report — Fiscal Year 2001-02 — (continued)
Schedule of Expenditures by Purpose Regarding the
Local Transportation Funds and State Transit Assistance Funds

San Bernardino
Associated
Governments —
(continued)

**San Bernardino —
(continued)**
City of Apple Valley

City of Barstow

City of Fontana

City of Hesperia

City of Highland

Local Transportation Fund Expenditures

Administration

County Auditor PUC 99233.1	\$	—	\$	—	\$	—	\$	—	\$	—
TPA PUC 99233.1		—		—		—		—		—

Planning

PUC 99233.2		—		—		—		—		—
PUC 99233.5(a)		—		—		—		—		—
PUC 99233.5(b)		—		—		—		—		—

Pedestrian and Bicycle Facilities

PUC 99233.3, 99234		160,428		—		21,750		—		20,000
--------------------	--	---------	--	---	--	--------	--	---	--	--------

Rail Service

PUC 99233.4, 99234.9		—		—		—		—		—
----------------------	--	---	--	---	--	---	--	---	--	---

Article 4.5

Community Transit Services

PUC 99233.7, 99275		—		—		—		—		—
--------------------	--	---	--	---	--	---	--	---	--	---

Article 4

Planning PUC 99262		—		—		—		—		—
Transit PUC 99260(a)		—		—		—		—		—
Joint Powers Agencies PUC 99260.7		—		—		—		—		—
Railroad Corporations PUC 99260.5(a)		—		—		—		—		—
Other		—		—		—		—		—

Article 8

Streets and Roads PUC 99400(a)		997,046		85,883		—		991,114		—
Pedestrians and Bicycles PUC 99400(a)		—		—		—		—		—
General Public PUC 99400(c)		—		1,282,057		—		—		—
Elderly and Handicapped PUC 99400(c)		—		—		—		—		—
Planning Contributions PUC 99402		—		—		—		—		—
Multimodal Terminal PUC 99400.5		—		—		—		—		—
Other		—		—		—		—		—

Total LTF Expenditures

	<u>\$</u>	<u>1,157,474</u>	<u>\$</u>	<u>1,367,940</u>	<u>\$</u>	<u>21,750</u>	<u>\$</u>	<u>991,114</u>	<u>\$</u>	<u>20,000</u>
--	-----------	------------------	-----------	------------------	-----------	---------------	-----------	----------------	-----------	---------------

State Transit Assistance Fund Expenditures

Article 4

Operating Costs CCR 6730(a)	\$	—	\$	—	\$	—	\$	—	\$	—
Capital Costs CCR 6730(b)		—		—		—		—		—
Rail Services Subsidy CCR 6730(c)		—		—		—		—		—
Specialized Services CCR 6731(c)		—		—		—		—		—
Other		—		—		—		—		—

Article 8

AMTRAK CCR 6731(a)		—		—		—		—		—
General Public CCR 6731(b)		—		13,295		—		—		—
Elderly and Handicapped CCR 6731(b)		—		—		—		—		—
Other		—		—		—		—		—

Other Expenditures

Other Expenditures		—		—		—		—		—
--------------------	--	---	--	---	--	---	--	---	--	---

Community Transit Services

CCR 6730(d), 6731(d), and 6731.1		—		—		—		—		—
----------------------------------	--	---	--	---	--	---	--	---	--	---

Total STAF Expenditures

	<u>\$</u>	<u>—</u>	<u>\$</u>	<u>13,295</u>	<u>\$</u>	<u>—</u>	<u>\$</u>	<u>—</u>	<u>\$</u>	<u>—</u>
--	-----------	----------	-----------	---------------	-----------	----------	-----------	----------	-----------	----------

Table 6. Transportation Planning Agencies Annual Report — Fiscal Year 2001-02 — (continued)
Schedule of Expenditures by Purpose Regarding the
Local Transportation Funds and State Transit Assistance Funds

San Bernardino
Associated
Governments —
(continued)

**San Bernardino —
(continued)**
City of Needles

City of Ontario

City of Twentynine Palms

City of Victorville

City of Yucca Valley

Local Transportation Fund Expenditures

Administration

County Auditor PUC 99233.1	\$	—	\$	—	\$	—	\$	—	\$	—
TPA PUC 99233.1		—		—		—		—		—

Planning

PUC 99233.2		—		—		—		—		—
PUC 99233.5(a)		—		—		—		—		—
PUC 99233.5(b)		—		—		—		—		—

Pedestrian and Bicycle Facilities

PUC 99233.3, 99234		21,705		14,932		—		—		—
--------------------	--	--------	--	--------	--	---	--	---	--	---

Rail Service

PUC 99233.4, 99234.9		—		—		—		—		—
----------------------	--	---	--	---	--	---	--	---	--	---

Article 4.5

Community Transit Services

PUC 99233.7, 99275		—		—		—		—		—
--------------------	--	---	--	---	--	---	--	---	--	---

Article 4

Planning PUC 99262		—		—		—		—		—
Transit PUC 99260(a)		—		—		—		—		—
Joint Powers Agencies PUC 99260.7		—		—		—		—		—
Railroad Corporations PUC 99260.5(a)		—		—		—		—		—
Other		—		—		—		—		—

Article 8

Streets and Roads PUC 99400(a)		57,192		—		315,837		681,426		125,912
Pedestrians and Bicycles PUC 99400(a)		—		—		—		—		—
General Public PUC 99400(c)		130,912		—		—		—		—
Elderly and Handicapped PUC 99400(c)		—		—		—		—		—
Planning Contributions PUC 99402		—		—		—		—		—
Multimodal Terminal PUC 99400.5		—		—		—		—		—
Other		—		—		—		—		—

Total LTF Expenditures

	<u>\$</u>	<u>209,809</u>	<u>\$</u>	<u>14,932</u>	<u>\$</u>	<u>315,837</u>	<u>\$</u>	<u>681,426</u>	<u>\$</u>	<u>125,912</u>
--	-----------	----------------	-----------	---------------	-----------	----------------	-----------	----------------	-----------	----------------

State Transit Assistance Fund Expenditures

Article 4

Operating Costs CCR 6730(a)	\$	—	\$	—	\$	—	\$	—	\$	—
Capital Costs CCR 6730(b)		—		—		—		—		—
Rail Services Subsidy CCR 6730(c)		—		—		—		—		—
Specialized Services CCR 6731(c)		—		—		—		—		—
Other		—		—		—		—		—

Article 8

AMTRAK CCR 6731(a)		—		—		—		—		—
General Public CCR 6731(b)		57,754		—		—		—		—
Elderly and Handicapped CCR 6731(b)		—		—		—		—		—
Other		—		—		—		—		—

Other Expenditures

Other Expenditures		—		—		—		—		—
--------------------	--	---	--	---	--	---	--	---	--	---

Community Transit Services

CCR 6730(d), 6731(d), and 6731.1		—		—		—		—		—
----------------------------------	--	---	--	---	--	---	--	---	--	---

Total STAF Expenditures

	<u>\$</u>	<u>57,754</u>	<u>\$</u>	<u>—</u>	<u>\$</u>	<u>—</u>	<u>\$</u>	<u>—</u>	<u>\$</u>	<u>—</u>
--	-----------	---------------	-----------	----------	-----------	----------	-----------	----------	-----------	----------

Table 6. Transportation Planning Agencies Annual Report — Fiscal Year 2001-02 — (continued)
Schedule of Expenditures by Purpose Regarding the
Local Transportation Funds and State Transit Assistance Funds

San Bernardino
Associated
Governments —
(continued)

**San Bernardino —
(continued)**

	Morongo Basin Transit Authority	Mountain Area Regional Transit Authority	Omnitrans	Victor Valley Transit Service Authority	Total
Local Transportation Fund Expenditures					
Administration					
County Auditor PUC 99233.1	\$ —	\$ —	\$ —	\$ —	\$ 15,000
TPA PUC 99233.1	—	—	—	—	252,000
Planning					
PUC 99233.2	—	—	—	—	1,436,400
PUC 99233.5(a)	—	—	—	—	—
PUC 99233.5(b)	—	—	—	—	—
Pedestrian and Bicycle Facilities					
PUC 99233.3, 99234	—	845	—	—	239,660
Rail Service					
PUC 99233.4, 99234.9	—	—	—	—	—
Article 4.5					
Community Transit Services					
PUC 99233.7, 99275	—	—	—	—	—
Article 4					
Planning PUC 99262	—	—	—	—	—
Transit PUC 99260(a)	1,724,491	1,152,443	31,817,860	—	34,694,794
Joint Powers Agencies PUC 99260.7	—	—	—	—	—
Railroad Corporations PUC 99260.5(a)	—	—	—	—	—
Other	—	—	—	—	—
Article 8					
Streets and Roads PUC 99400(a)	—	—	—	—	5,160,224
Pedestrians and Bicycles PUC 99400(a)	—	—	—	—	—
General Public PUC 99400(c)	—	—	—	4,374,096	5,787,065
Elderly and Handicapped PUC 99400(c)	—	—	—	—	—
Planning Contributions PUC 99402	—	—	—	—	—
Multimodal Terminal PUC 99400.5	—	—	—	—	—
Other	—	—	—	—	98,913
Total LTF Expenditures	\$ 1,724,491	\$ 1,153,288	\$ 31,817,860	\$ 4,374,096	\$ 47,684,056
State Transit Assistance Fund Expenditures					
Article 4					
Operating Costs CCR 6730(a)	\$ —	\$ —	\$ —	\$ —	\$ —
Capital Costs CCR 6730(b)	569,404	33,690	180,558	—	783,652
Rail Services Subsidy CCR 6730(c)	—	—	—	—	—
Specialized Services CCR 6731(c)	—	—	—	—	—
Other	—	—	—	—	—
Article 8					
AMTRAK CCR 6731(a)	—	—	—	—	—
General Public CCR 6731(b)	—	—	—	22,486	93,535
Elderly and Handicapped CCR 6731(b)	—	—	—	—	—
Other	—	—	—	—	—
Other Expenditures					
Other Expenditures	—	—	—	—	—
Community Transit Services					
CCR 6730(d), 6731(d), and 6731.1	—	—	—	—	—
Total STAF Expenditures	\$ 569,404	\$ 33,690	\$ 180,558	\$ 22,486	\$ 877,187

Table 6. Transportation Planning Agencies Annual Report — Fiscal Year 2001-02 — (continued)
Schedule of Expenditures by Purpose Regarding the
Local Transportation Funds and State Transit Assistance Funds

	San Diego Association of Governments				
	San Diego				
	San Diego Association of Governments	San Diego County	City of Carlsbad	City of Del Mar	City of Encinitas
Local Transportation Fund Expenditures					
Administration					
County Auditor PUC 99233.1	\$ —	\$ 36,000	\$ —	\$ —	\$ —
TPA PUC 99233.1	375,000	—	—	—	—
Planning					
PUC 99233.2	—	—	—	—	—
PUC 99233.5(a)	1,912,293	—	—	—	—
PUC 99233.5(b)	—	—	—	—	—
Pedestrian and Bicycle Facilities					
PUC 99233.3, 99234	—	22,005	111,924	40,000	50,000
Rail Service					
PUC 99233.4, 99234.9	—	—	—	—	—
Article 4.5					
Community Transit Services					
PUC 99233.7, 99275	—	—	—	—	—
Article 4					
Planning PUC 99262	—	—	—	—	—
Transit PUC 99260(a)	—	969,430	—	—	—
Joint Powers Agencies PUC 99260.7	—	—	—	—	—
Railroad Corporations PUC 99260.5(a)	—	—	—	—	—
Other	—	—	—	—	—
Article 8					
Streets and Roads PUC 99400(a)	—	—	—	—	—
Pedestrians and Bicycles PUC 99400(a)	—	—	—	—	—
General Public PUC 99400(c)	—	—	—	—	—
Elderly and Handicapped PUC 99400(c)	—	—	—	—	—
Planning Contributions PUC 99402	—	—	—	—	—
Multimodal Terminal PUC 99400.5	—	693,905	—	—	—
Other	—	—	—	—	—
Total LTF Expenditures	\$ 2,287,293	\$ 1,721,340	\$ 111,924	\$ 40,000	\$ 50,000
State Transit Assistance Fund Expenditures					
Article 4					
Operating Costs CCR 6730(a)	\$ —	\$ —	\$ —	\$ —	\$ —
Capital Costs CCR 6730(b)	—	—	—	—	—
Rail Services Subsidy CCR 6730(c)	—	—	—	—	—
Specialized Services CCR 6731(c)	—	—	—	—	—
Other	—	—	—	—	—
Article 8					
AMTRAK CCR 6731(a)	—	—	—	—	—
General Public CCR 6731(b)	—	—	—	—	—
Elderly and Handicapped CCR 6731(b)	—	—	—	—	—
Other	—	—	—	—	—
Other Expenditures					
Other Expenditures	—	—	—	—	—
Community Transit Services					
CCR 6730(d), 6731(d), and 6731.1	—	—	—	—	—
Total STAF Expenditures	\$ —	\$ —	\$ —	\$ —	\$ —

Table 6. Transportation Planning Agencies Annual Report — Fiscal Year 2001-02 — (continued)
Schedule of Expenditures by Purpose Regarding the
Local Transportation Funds and State Transit Assistance Funds

	San Diego Association of Governments — (continued)				
	San Diego — (continued)				
	City of Escondido	City of La Mesa	City of National City	City of San Diego	City of San Marcos
Local Transportation Fund Expenditures					
Administration					
County Auditor PUC 99233.1	\$ —	\$ —	\$ —	\$ —	\$ —
TPA PUC 99233.1	—	—	—	—	—
Planning					
PUC 99233.2	—	—	—	—	—
PUC 99233.5(a)	—	—	—	—	—
PUC 99233.5(b)	—	—	—	—	—
Pedestrian and Bicycle Facilities					
PUC 99233.3, 99234	828,203	75,594	29,160	266,000	360,000
Rail Service					
PUC 99233.4, 99234.9	—	—	—	—	—
Article 4.5					
Community Transit Services					
PUC 99233.7, 99275	—	—	—	—	—
Article 4					
Planning PUC 99262	—	—	—	—	—
Transit PUC 99260(a)	—	—	167,504	—	—
Joint Powers Agencies PUC 99260.7	—	—	—	—	—
Railroad Corporations PUC 99260.5(a)	—	—	—	—	—
Other	—	—	—	—	—
Article 8					
Streets and Roads PUC 99400(a)	—	—	—	—	—
Pedestrians and Bicycles PUC 99400(a)	—	—	—	—	—
General Public PUC 99400(c)	—	—	—	—	—
Elderly and Handicapped PUC 99400(c)	—	—	—	—	—
Planning Contributions PUC 99402	—	—	—	—	—
Multimodal Terminal PUC 99400.5	—	—	—	—	—
Other	—	—	—	—	—
Total LTF Expenditures	\$ 828,203	\$ 75,594	\$ 196,664	\$ 266,000	\$ 360,000
State Transit Assistance Fund Expenditures					
Article 4					
Operating Costs CCR 6730(a)	\$ —	\$ —	\$ —	\$ —	\$ —
Capital Costs CCR 6730(b)	—	—	—	—	—
Rail Services Subsidy CCR 6730(c)	—	—	—	—	—
Specialized Services CCR 6731(c)	—	—	—	—	—
Other	—	—	—	—	—
Article 8					
AMTRAK CCR 6731(a)	—	—	—	—	—
General Public CCR 6731(b)	—	—	—	—	—
Elderly and Handicapped CCR 6731(b)	—	—	—	—	—
Other	—	—	—	—	—
Other Expenditures					
Other Expenditures	—	—	—	—	—
Community Transit Services					
CCR 6730(d), 6731(d), and 6731.1	—	—	—	—	—
Total STAF Expenditures	\$ —	\$ —	\$ —	\$ —	\$ —

Table 6. Transportation Planning Agencies Annual Report — Fiscal Year 2001-02 — (continued)
Schedule of Expenditures by Purpose Regarding the
Local Transportation Funds and State Transit Assistance Funds

	San Diego Association of Governments — (continued)		San Diego — (continued)							
			City of Vista		Coordinated Transportation Service Agency American Red Cross	North San Diego County Transit Development Board	San Diego Metropolitan Transit Development Board	Total		
Local Transportation Fund Expenditures										
Administration										
County Auditor PUC 99233.1	\$	—	\$	—	\$	—	\$	36,000		
TPA PUC 99233.1		—		—		—		375,000		
Planning										
PUC 99233.2		—		—		—		—		
PUC 99233.5(a)		—		—		—		1,912,293		
PUC 99233.5(b)		—		—		—	6,738,750	6,738,750		
Pedestrian and Bicycle Facilities										
PUC 99233.3, 99234		5,000		—		—		1,787,886		
Rail Service										
PUC 99233.4, 99234.9		—		—		—		—		
Article 4.5										
Community Transit Services										
PUC 99233.7, 99275		—		89,432		1,193,523	3,174,474	4,457,429		
Article 4										
Planning PUC 99262		—		—		—		—		
Transit PUC 99260(a)		—		—		25,245,448	61,045,128	87,427,510		
Joint Powers Agencies PUC 99260.7		—		—		—		—		
Railroad Corporations PUC 99260.5(a)		—		—		—		—		
Other		—		—		—		—		
Article 8										
Streets and Roads PUC 99400(a)		—		—		—		—		
Pedestrians and Bicycles PUC 99400(a)		—		—		—		—		
General Public PUC 99400(c)		—		—		—		—		
Elderly and Handicapped PUC 99400(c)		—		—		—		—		
Planning Contributions PUC 99402		—		—		—		—		
Multimodal Terminal PUC 99400.5		—		—		—		693,905		
Other		—		—		—	1,389,304	1,389,304		
Total LTF Expenditures	\$	5,000	\$	89,432	\$	26,438,971	\$	72,347,656	\$	104,818,077
State Transit Assistance Fund Expenditures										
Article 4										
Operating Costs CCR 6730(a)	\$	—	\$	—	\$	—	\$	—		
Capital Costs CCR 6730(b)		—		—		2,145,000		2,145,000		
Rail Services Subsidy CCR 6730(c)		—		—		—		—		
Specialized Services CCR 6731(c)		—		—		—		—		
Other		—		—		—		—		
Article 8										
AMTRAK CCR 6731(a)		—		—		—		—		
General Public CCR 6731(b)		—		—		—		—		
Elderly and Handicapped CCR 6731(b)		—		—		—		—		
Other		—		—		—		—		
Other Expenditures										
Other Expenditures		—		—		—		—		
Community Transit Services										
CCR 6730(d), 6731(d), and 6731.1		—		—		—		—		
Total STAF Expenditures	\$	—	\$	—	\$	2,145,000	\$	—	\$	2,145,000

Table 6. Transportation Planning Agencies Annual Report — Fiscal Year 2001-02 — (continued)
Schedule of Expenditures by Purpose Regarding the
Local Transportation Funds and State Transit Assistance Funds

	San Diego Metropolitan Transit Development Board				
	San Diego				
	San Diego Metropolitan Transit Development Board	San Diego County	City of Chula Vista	City of El Cajon	City of La Mesa
Local Transportation Fund Expenditures					
Administration					
County Auditor PUC 99233.1	\$ —	\$ —	\$ —	\$ —	\$ —
TPA PUC 99233.1	—	—	—	—	—
Planning					
PUC 99233.2	—	—	—	—	—
PUC 99233.5(a)	—	—	—	—	—
PUC 99233.5(b)	—	—	—	—	—
Pedestrian and Bicycle Facilities					
PUC 99233.3, 99234	—	—	—	—	—
Rail Service					
PUC 99233.4, 99234.9	—	—	—	—	—
Article 4.5					
Community Transit Services					
PUC 99233.7, 99275	—	—	—	—	—
Article 4					
Planning PUC 99262	—	—	—	—	—
Transit PUC 99260(a)	—	—	—	—	—
Joint Powers Agencies PUC 99260.7	—	—	—	—	—
Railroad Corporations PUC 99260.5(a)	—	—	—	—	—
Other	—	—	—	—	—
Article 8					
Streets and Roads PUC 99400(a)	—	—	—	—	—
Pedestrians and Bicycles PUC 99400(a)	—	—	—	—	—
General Public PUC 99400(c)	—	—	—	—	—
Elderly and Handicapped PUC 99400(c)	—	—	—	—	—
Planning Contributions PUC 99402	—	—	—	—	—
Multimodal Terminal PUC 99400.5	—	—	—	—	—
Other	—	—	—	—	—
Total LTF Expenditures	<u>\$ —</u>	<u>\$ —</u>	<u>\$ —</u>	<u>\$ —</u>	<u>\$ —</u>
State Transit Assistance Fund Expenditures					
Article 4					
Operating Costs CCR 6730(a)	\$ —	\$ 226,550	\$ 77,705	\$ 8,830	\$ 26,003
Capital Costs CCR 6730(b)	—	—	—	—	—
Rail Services Subsidy CCR 6730(c)	—	—	—	—	—
Specialized Services CCR 6731(c)	—	—	—	—	—
Other	—	—	—	—	—
Article 8					
AMTRAK CCR 6731(a)	—	—	—	—	—
General Public CCR 6731(b)	—	—	—	—	—
Elderly and Handicapped CCR 6731(b)	—	—	—	—	—
Other	—	—	—	—	—
Other Expenditures					
Other Expenditures	—	—	—	—	—
Community Transit Services					
CCR 6730(d), 6731(d), and 6731.1	—	—	—	—	—
Total STAF Expenditures	<u>\$ —</u>	<u>\$ 226,550</u>	<u>\$ 77,705</u>	<u>\$ 8,830</u>	<u>\$ 26,003</u>

Table 6. Transportation Planning Agencies Annual Report — Fiscal Year 2001-02 — (continued)
Schedule of Expenditures by Purpose Regarding the
Local Transportation Funds and State Transit Assistance Funds

	San Diego Metropolitan Transit Development Board — (continued)				
	San Diego — (continued) City of National City	MTDB Contract Services	San Diego Metropolitan Transit Development Board Contract Services	San Diego Transit Corporation	San Diego Trolley, Inc.
Local Transportation Fund Expenditures					
Administration					
County Auditor PUC 99233.1	\$ —	\$ —	\$ —	\$ —	\$ —
TPA PUC 99233.1	—	—	—	—	—
Planning					
PUC 99233.2	—	—	—	—	—
PUC 99233.5(a)	—	—	—	—	—
PUC 99233.5(b)	—	—	—	—	—
Pedestrian and Bicycle Facilities					
PUC 99233.3, 99234	—	—	—	—	—
Rail Service					
PUC 99233.4, 99234.9	—	—	—	—	—
Article 4.5					
Community Transit Services					
PUC 99233.7, 99275	—	—	—	—	—
Article 4					
Planning PUC 99262	—	—	—	—	—
Transit PUC 99260(a)	—	—	—	—	—
Joint Powers Agencies PUC 99260.7	—	—	—	—	—
Railroad Corporations PUC 99260.5(a)	—	—	—	—	—
Other	—	—	—	—	—
Article 8					
Streets and Roads PUC 99400(a)	—	—	—	—	—
Pedestrians and Bicycles PUC 99400(a)	—	—	—	—	—
General Public PUC 99400(c)	—	—	—	—	—
Elderly and Handicapped PUC 99400(c)	—	—	—	—	—
Planning Contributions PUC 99402	—	—	—	—	—
Multimodal Terminal PUC 99400.5	—	—	—	—	—
Other	—	—	—	—	—
Total LTF Expenditures	<u>\$ —</u>	<u>\$ —</u>	<u>\$ —</u>	<u>\$ —</u>	<u>\$ —</u>
State Transit Assistance Fund Expenditures					
Article 4					
Operating Costs CCR 6730(a)	\$ 43,048	\$ 432,463	\$ 5,447,529	\$ —	\$ 871,659
Capital Costs CCR 6730(b)	—	—	—	—	—
Rail Services Subsidy CCR 6730(c)	—	—	—	—	—
Specialized Services CCR 6731(c)	—	—	—	—	—
Other	—	—	—	—	—
Article 8					
AMTRAK CCR 6731(a)	—	—	—	—	—
General Public CCR 6731(b)	—	—	—	—	—
Elderly and Handicapped CCR 6731(b)	—	—	—	—	—
Other	—	—	—	—	—
Other Expenditures					
Other Expenditures	—	—	—	1,447,258	—
Community Transit Services					
CCR 6730(d), 6731(d), and 6731.1	—	—	—	—	—
Total STAF Expenditures	<u>\$ 43,048</u>	<u>\$ 432,463</u>	<u>\$ 5,447,529</u>	<u>\$ 1,447,258</u>	<u>\$ 871,659</u>

Table 6. Transportation Planning Agencies Annual Report — Fiscal Year 2001-02 — (continued)
Schedule of Expenditures by Purpose Regarding the
Local Transportation Funds and State Transit Assistance Funds

	San Diego Metropolitan Transit Development Board — (continued)		San Joaquin County Council of Governments				
		San Joaquin					
	Total	San Joaquin County Council of Governments		San Joaquin County	City of Escalon	City of Lathrop	
Local Transportation Fund Expenditures							
Administration							
County Auditor PUC 99233.1	\$	—	\$	—	\$	2,000	
TPA PUC 99233.1	\$	—	\$	133,000	\$	—	
Planning							
PUC 99233.2	\$	—	\$	—	\$	—	
PUC 99233.5(a)	\$	—	\$	—	\$	—	
PUC 99233.5(b)	\$	—	\$	—	\$	—	
Pedestrian and Bicycle Facilities							
PUC 99233.3, 99234	\$	—	\$	—	\$	179,736	
					\$	7,573	
						\$	6,779
Rail Service							
PUC 99233.4, 99234.9	\$	—	\$	—	\$	—	
Article 4.5							
Community Transit Services							
PUC 99233.7, 99275	\$	—	\$	—	\$	—	
Article 4							
Planning PUC 99262	\$	—	\$	601,979	\$	—	
Transit PUC 99260(a)	\$	—	\$	—	\$	—	
Joint Powers Agencies PUC 99260.7	\$	—	\$	—	\$	—	
Railroad Corporations PUC 99260.5(a)	\$	—	\$	—	\$	—	
Other	\$	—	\$	—	\$	—	
Article 8							
Streets and Roads PUC 99400(a)	\$	—	\$	—	\$	759,437	
Pedestrians and Bicycles PUC 99400(a)	\$	—	\$	—	\$	298,356	
General Public PUC 99400(c)	\$	—	\$	—	\$	37,100	
Elderly and Handicapped PUC 99400(c)	\$	—	\$	—	\$	—	
Planning Contributions PUC 99402	\$	—	\$	—	\$	—	
Multimodal Terminal PUC 99400.5	\$	—	\$	—	\$	—	
Other	\$	—	\$	975,391	\$	—	
Total LTF Expenditures	\$	—	\$	734,979	\$	1,157,127	
					\$	804,110	
						\$	318,872
State Transit Assistance Fund Expenditures							
Article 4							
Operating Costs CCR 6730(a)	\$	7,133,787	\$	—	\$	—	
Capital Costs CCR 6730(b)	\$	—	\$	—	\$	—	
Rail Services Subsidy CCR 6730(c)	\$	—	\$	—	\$	—	
Specialized Services CCR 6731(c)	\$	—	\$	—	\$	—	
Other	\$	—	\$	—	\$	—	
Article 8							
AMTRAK CCR 6731(a)	\$	—	\$	—	\$	—	
General Public CCR 6731(b)	\$	—	\$	28,651	\$	3	
Elderly and Handicapped CCR 6731(b)	\$	—	\$	—	\$	479	
Other	\$	—	\$	—	\$	—	
Other Expenditures							
Other Expenditures	\$	1,447,258	\$	—	\$	—	
Community Transit Services							
CCR 6730(d), 6731(d), and 6731.1	\$	—	\$	—	\$	—	
Total STAF Expenditures	\$	8,581,045	\$	28,651	\$	3	
						\$	479

Table 6. Transportation Planning Agencies Annual Report — Fiscal Year 2001-02 — (continued)
Schedule of Expenditures by Purpose Regarding the
Local Transportation Funds and State Transit Assistance Funds

San Joaquin County
 Council of
 Governments —
 (continued)

San Joaquin —
(continued)
 City of Lodi

City of Manteca

City of Ripon

City of Stockton

City of Tracy

Local Transportation Fund Expenditures

Administration

County Auditor PUC 99233.1	\$	—	\$	—	\$	—	\$	—	\$	—
TPA PUC 99233.1		—		—		—		—		—

Planning

PUC 99233.2		—		—		—		—		—
PUC 99233.5(a)		—		—		—		—		—
PUC 99233.5(b)		—		—		—		—		—

Pedestrian and Bicycle Facilities

PUC 99233.3, 99234		39,350		33,641		7,068		187,898		36,835
--------------------	--	--------	--	--------	--	-------	--	---------	--	--------

Rail Service

PUC 99233.4, 99234.9		—		—		—		—		—
----------------------	--	---	--	---	--	---	--	---	--	---

Article 4.5

Community Transit Services

PUC 99233.7, 99275		—		—		—		—		—
--------------------	--	---	--	---	--	---	--	---	--	---

Article 4

Planning PUC 99262		—		—		—		—		—
Transit PUC 99260(a)		—		—		3,412		—		—
Joint Powers Agencies PUC 99260.7		—		—		—		—		—
Railroad Corporations PUC 99260.5(a)		—		—		—		—		—
Other		—		—		—		—		—

Article 8

Streets and Roads PUC 99400(a)		288,487		1,147,743		316,013		—		1,198,636
Pedestrians and Bicycles PUC 99400(a)		—		—		—		—		—
General Public PUC 99400(c)		1,062,272		238,589		—		—		195,305
Elderly and Handicapped PUC 99400(c)		—		—		—		—		—
Planning Contributions PUC 99402		—		—		—		—		—
Multimodal Terminal PUC 99400.5		—		—		—		—		—
Other		456,074		19,400		—		—		70,000

Total LTF Expenditures

	\$	<u>1,846,183</u>	\$	<u>1,439,373</u>	\$	<u>326,493</u>	\$	<u>187,898</u>	\$	<u>1,500,776</u>
--	----	------------------	----	------------------	----	----------------	----	----------------	----	------------------

State Transit Assistance Fund Expenditures

Article 4

Operating Costs CCR 6730(a)	\$	—	\$	—	\$	398	\$	—	\$	—
Capital Costs CCR 6730(b)		—		—		—		—		—
Rail Services Subsidy CCR 6730(c)		—		—		—		—		—
Specialized Services CCR 6731(c)		—		—		—		—		—
Other		—		—		—		—		—

Article 8

AMTRAK CCR 6731(a)		—		—		—		—		—
General Public CCR 6731(b)		23,874		71		—		—		—
Elderly and Handicapped CCR 6731(b)		—		—		—		—		—
Other		—		—		—		—		—

Other Expenditures

Other Expenditures		—		—		—		—		—
--------------------	--	---	--	---	--	---	--	---	--	---

Community Transit Services

CCR 6730(d), 6731(d), and 6731.1		—		—		—		—		—
----------------------------------	--	---	--	---	--	---	--	---	--	---

Total STAF Expenditures

	\$	<u>23,874</u>	\$	<u>71</u>	\$	<u>398</u>	\$	<u>—</u>	\$	<u>—</u>
--	----	---------------	----	-----------	----	------------	----	----------	----	----------

Table 6. Transportation Planning Agencies Annual Report — Fiscal Year 2001-02 — (continued)
Schedule of Expenditures by Purpose Regarding the
Local Transportation Funds and State Transit Assistance Funds

	San Joaquin County Council of Governments — (continued)			San Luis Obispo Area Council of Governments		
	San Joaquin — (continued)			San Luis Obispo		
	San Joaquin Regional Transit District		Total	San Luis Obispo Area Council of Governments	San Luis Obispo County	City of Arroyo Grande
Local Transportation Fund Expenditures						
Administration						
County Auditor PUC 99233.1	\$	—	\$ 2,000	\$	—	\$
TPA PUC 99233.1		—	133,000	102,424	—	—
Planning						
PUC 99233.2		—	—	—	—	—
PUC 99233.5(a)		—	—	—	—	—
PUC 99233.5(b)		—	—	—	—	—
Pedestrian and Bicycle Facilities						
PUC 99233.3, 99234		—	498,880	—	62,768	10,122
Rail Service						
PUC 99233.4, 99234.9		—	—	—	—	—
Article 4.5						
Community Transit Services						
PUC 99233.7, 99275		—	—	—	—	—
Article 4						
Planning PUC 99262		—	601,979	—	—	—
Transit PUC 99260(a)	11,448,170		11,451,582	—	980,485	203,136
Joint Powers Agencies PUC 99260.7		—	—	—	—	—
Railroad Corporations PUC 99260.5(a)		—	—	—	—	—
Other		—	—	—	—	—
Article 8						
Streets and Roads PUC 99400(a)		—	4,008,672	—	1,592,491	266,561
Pedestrians and Bicycles PUC 99400(a)		—	—	—	—	—
General Public PUC 99400(c)		—	1,547,003	—	338,136	—
Elderly and Handicapped PUC 99400(c)		—	—	—	—	—
Planning Contributions PUC 99402		—	—	339,726	—	—
Multimodal Terminal PUC 99400.5		—	—	—	—	—
Other		—	1,520,865	100,000	1,608	—
Total LTF Expenditures	\$	11,448,170	\$ 19,763,981	\$ 542,150	\$ 2,975,488	\$ 479,819
State Transit Assistance Fund Expenditures						
Article 4						
Operating Costs CCR 6730(a)	\$	715,012	\$ 715,410	\$	—	\$
Capital Costs CCR 6730(b)		—	—	—	46,698	—
Rail Services Subsidy CCR 6730(c)		—	—	—	—	—
Specialized Services CCR 6731(c)		—	—	—	—	—
Other		—	—	—	—	—
Article 8						
AMTRAK CCR 6731(a)		—	—	—	—	—
General Public CCR 6731(b)		—	53,078	—	—	—
Elderly and Handicapped CCR 6731(b)		—	—	—	—	—
Other		—	—	—	—	—
Other Expenditures						
Other Expenditures		—	—	—	—	—
Community Transit Services						
CCR 6730(d), 6731(d), and 6731.1		—	—	—	—	—
Total STAF Expenditures	\$	715,012	\$ 768,488	\$ —	\$ 46,698	\$ —

Table 6. Transportation Planning Agencies Annual Report — Fiscal Year 2001-02 — (continued)
Schedule of Expenditures by Purpose Regarding the
Local Transportation Funds and State Transit Assistance Funds

	San Luis Obispo Area Council of Governments — (continued)				
	San Luis Obispo — (continued)				
	City of Atascadero	City of El Paso De Robles	City of Grover Beach	City of Morro Bay	City of Pismo Beach
Local Transportation Fund Expenditures					
Administration					
County Auditor PUC 99233.1	\$ —	\$ —	\$ —	\$ —	\$ —
TPA PUC 99233.1	—	—	—	—	—
Planning					
PUC 99233.2	—	—	—	—	—
PUC 99233.5(a)	—	—	—	—	—
PUC 99233.5(b)	—	—	—	—	—
Pedestrian and Bicycle Facilities					
PUC 99233.3, 99234	16,508	14,125	7,867	6,150	5,317
Rail Service					
PUC 99233.4, 99234.9	—	—	—	—	—
Article 4.5					
Community Transit Services					
PUC 99233.7, 99275	—	—	—	—	—
Article 4					
Planning PUC 99262					
Transit PUC 99260(a)	472,368	418,849	161,072	283,906	106,919
Joint Powers Agencies PUC 99260.7	—	—	—	—	—
Railroad Corporations PUC 99260.5(a)	—	—	—	—	—
Other	—	—	—	—	—
Article 8					
Streets and Roads PUC 99400(a)	293,657	235,000	202,997	—	130,825
Pedestrians and Bicycles PUC 99400(a)	—	—	—	—	—
General Public PUC 99400(c)	—	—	—	—	—
Elderly and Handicapped PUC 99400(c)	—	—	—	—	8,000
Planning Contributions PUC 99402	—	—	—	—	—
Multimodal Terminal PUC 99400.5	—	—	—	—	—
Other	—	1,600	1,000	1,500	1,000
Total LTF Expenditures	\$ 782,533	\$ 669,574	\$ 372,936	\$ 291,556	\$ 252,061
State Transit Assistance Fund Expenditures					
Article 4					
Operating Costs CCR 6730(a)	\$ 56,661	\$ 53,423	\$ —	\$ —	\$ 21,832
Capital Costs CCR 6730(b)	—	—	—	—	—
Rail Services Subsidy CCR 6730(c)	—	—	—	—	—
Specialized Services CCR 6731(c)	—	—	—	—	—
Other	—	—	—	—	—
Article 8					
AMTRAK CCR 6731(a)	—	—	—	—	—
General Public CCR 6731(b)	—	—	—	—	—
Elderly and Handicapped CCR 6731(b)	—	—	—	—	—
Other	—	—	—	—	—
Other Expenditures					
Other Expenditures	—	—	—	—	—
Community Transit Services					
CCR 6730(d), 6731(d), and 6731.1	—	—	—	—	—
Total STAF Expenditures	\$ 56,661	\$ 53,423	\$ —	\$ —	\$ 21,832

Table 6. Transportation Planning Agencies Annual Report — Fiscal Year 2001-02 — (continued)
Schedule of Expenditures by Purpose Regarding the
Local Transportation Funds and State Transit Assistance Funds

	San Luis Obispo Area Council of Governments — (continued)				
	San Luis Obispo — (continued)				
	City of San Luis Obispo	CTSA/Ride-On	San Luis Obispo Council of Governments	San Luis Obispo Regional Rideshare	San Luis Obispo Regional Transit
Local Transportation Fund Expenditures					
Administration					
County Auditor PUC 99233.1	\$ —	\$ —	\$ —	\$ —	\$ —
TPA PUC 99233.1	—	—	—	—	—
Planning					
PUC 99233.2	—	—	—	—	—
PUC 99233.5(a)	—	—	—	—	—
PUC 99233.5(b)	—	—	—	—	—
Pedestrian and Bicycle Facilities					
PUC 99233.3, 99234	28,231	—	—	—	—
Rail Service					
PUC 99233.4, 99234.9	—	—	—	—	—
Article 4.5					
Community Transit Services					
PUC 99233.7, 99275	—	380,132	—	—	—
Article 4					
Planning PUC 99262	—	—	—	—	—
Transit PUC 99260(a)	1,310,070	—	—	—	17,450
Joint Powers Agencies PUC 99260.7	—	—	—	—	—
Railroad Corporations PUC 99260.5(a)	—	—	—	—	—
Other	—	—	—	—	—
Article 8					
Streets and Roads PUC 99400(a)	—	—	—	—	—
Pedestrians and Bicycles PUC 99400(a)	—	—	—	—	—
General Public PUC 99400(c)	—	—	—	—	—
Elderly and Handicapped PUC 99400(c)	—	—	—	—	—
Planning Contributions PUC 99402	—	—	—	—	—
Multimodal Terminal PUC 99400.5	—	—	—	—	—
Other	—	—	—	—	—
Total LTF Expenditures	\$ 1,338,301	\$ 380,132	\$ —	\$ —	\$ 17,450
State Transit Assistance Fund Expenditures					
Article 4					
Operating Costs CCR 6730(a)	\$ 107,605	\$ 107,000	\$ 6,560	\$ 68,500	\$ 141,343
Capital Costs CCR 6730(b)	—	—	—	—	—
Rail Services Subsidy CCR 6730(c)	—	—	—	—	—
Specialized Services CCR 6731(c)	—	—	—	—	—
Other	—	—	—	—	—
Article 8					
AMTRAK CCR 6731(a)	—	—	—	—	—
General Public CCR 6731(b)	—	—	—	—	—
Elderly and Handicapped CCR 6731(b)	—	—	—	—	—
Other	—	—	—	—	—
Other Expenditures					
Other Expenditures	—	—	—	—	—
Community Transit Services					
CCR 6730(d), 6731(d), and 6731.1	—	—	—	—	—
Total STAF Expenditures	\$ 107,605	\$ 107,000	\$ 6,560	\$ 68,500	\$ 141,343

Table 6. Transportation Planning Agencies Annual Report — Fiscal Year 2001-02 — (continued)
Schedule of Expenditures by Purpose Regarding the
Local Transportation Funds and State Transit Assistance Funds

	San Luis Obispo Area Council of Governments — (continued)			Santa Barbara County Association of Governments			
	San Luis Obispo — (continued)			Santa Barbara			
	South County Area Transit		Total	Santa Barbara County Association of Governments		Santa Barbara County	City of Buellton
Local Transportation Fund Expenditures							
Administration							
County Auditor PUC 99233.1	\$	—	\$	—	\$	1,800	\$
TPA PUC 99233.1			102,424	248,611		—	
Planning							
PUC 99233.2			—	—		—	
PUC 99233.5(a)			—	—		—	
PUC 99233.5(b)			—	—		—	
Pedestrian and Bicycle Facilities							
PUC 99233.3, 99234			151,088	—		106,610	2,392
Rail Service							
PUC 99233.4, 99234.9			—	—		—	
Article 4.5							
Community Transit Services							
PUC 99233.7, 99275			380,132	—		—	
Article 4							
Planning PUC 99262			—	—		—	
Transit PUC 99260(a)			3,954,255	—		19,486	
Joint Powers Agencies PUC 99260.7			—	—		—	
Railroad Corporations PUC 99260.5(a)			—	—		—	
Other			—	—		—	
Article 8							
Streets and Roads PUC 99400(a)			2,721,531	—		1,474,184	30,993
Pedestrians and Bicycles PUC 99400(a)			—	—		—	
General Public PUC 99400(c)			338,136	—		—	
Elderly and Handicapped PUC 99400(c)			8,000	—		—	
Planning Contributions PUC 99402			339,726	—		—	
Multimodal Terminal PUC 99400.5			—	—		—	
Other			106,708	—		—	
Total LTF Expenditures	\$	—	\$	8,102,000	\$	248,611	\$
						1,602,080	\$
							33,385
State Transit Assistance Fund Expenditures							
Article 4							
Operating Costs CCR 6730(a)	\$	146,233	\$	755,855	\$	—	\$
Capital Costs CCR 6730(b)			—	—		—	
Rail Services Subsidy CCR 6730(c)			—	—		—	
Specialized Services CCR 6731(c)			—	—		—	
Other			—	—		—	
Article 8							
AMTRAK CCR 6731(a)			—	—		—	
General Public CCR 6731(b)			—	—		3,472	9,718
Elderly and Handicapped CCR 6731(b)			—	—		—	
Other			—	—		—	
Other Expenditures							
Other Expenditures			—	—		—	
Community Transit Services							
CCR 6730(d), 6731(d), and 6731.1			—	—		—	
Total STAF Expenditures	\$	146,233	\$	755,855	\$	—	\$
						3,472	\$
							9,718

Table 6. Transportation Planning Agencies Annual Report — Fiscal Year 2001-02 — (continued)
Schedule of Expenditures by Purpose Regarding the
Local Transportation Funds and State Transit Assistance Funds

	Santa Barbara County Association of Governments — (continued)				
	Santa Barbara — (continued)				
	City of Carpinteria	City of Guadalupe	City of Lompoc	City of Santa Barbara	City of Santa Maria
Local Transportation Fund Expenditures					
Administration					
County Auditor PUC 99233.1	\$ —	\$ —	\$ —	\$ —	\$ —
TPA PUC 99233.1	—	—	—	—	—
Planning					
PUC 99233.2	—	—	—	—	—
PUC 99233.5(a)	—	—	—	—	—
PUC 99233.5(b)	—	—	—	—	—
Pedestrian and Bicycle Facilities					
PUC 99233.3, 99234	9,307	4,016	26,509	56,850	44,666
Rail Service					
PUC 99233.4, 99234.9	—	—	—	—	—
Article 4.5					
Community Transit Services					
PUC 99233.7, 99275	—	—	—	—	—
Article 4					
Planning PUC 99262	—	—	—	—	—
Transit PUC 99260(a)	—	183,699	440,370	—	947,691
Joint Powers Agencies PUC 99260.7	—	—	—	—	—
Railroad Corporations PUC 99260.5(a)	—	—	—	—	—
Other	—	—	—	—	—
Article 8					
Streets and Roads PUC 99400(a)	—	9,743	1,200,778	—	1,557,100
Pedestrians and Bicycles PUC 99400(a)	—	—	—	—	—
General Public PUC 99400(c)	—	—	—	—	—
Elderly and Handicapped PUC 99400(c)	—	—	—	—	—
Planning Contributions PUC 99402	—	—	—	—	—
Multimodal Terminal PUC 99400.5	—	—	—	—	—
Other	—	—	—	—	—
Total LTF Expenditures	\$ 9,307	\$ 197,458	\$ 1,667,657	\$ 56,850	\$ 2,549,457
State Transit Assistance Fund Expenditures					
Article 4					
Operating Costs CCR 6730(a)	\$ —	\$ 14,106	\$ 149,635	\$ —	\$ —
Capital Costs CCR 6730(b)	—	—	—	—	285,584
Rail Services Subsidy CCR 6730(c)	—	—	—	—	—
Specialized Services CCR 6731(c)	—	—	—	—	—
Other	—	—	—	—	—
Article 8					
AMTRAK CCR 6731(a)	—	—	—	—	—
General Public CCR 6731(b)	—	—	—	—	—
Elderly and Handicapped CCR 6731(b)	—	—	—	—	—
Other	—	—	—	—	—
Other Expenditures					
Other Expenditures	—	—	—	—	—
Community Transit Services					
CCR 6730(d), 6731(d), and 6731.1	—	—	—	—	—
Total STAF Expenditures	\$ —	\$ 14,106	\$ 149,635	\$ —	\$ 285,584

Table 6. Transportation Planning Agencies Annual Report — Fiscal Year 2001-02 — (continued)
Schedule of Expenditures by Purpose Regarding the
Local Transportation Funds and State Transit Assistance Funds

	Santa Barbara County Association of Governments — (continued)				
	Santa Barbara — (continued)				
	City of Solvang	Easy Lift Transportation	Santa Barbara Metropolitan Transit District	Santa Maria Organization of Transportation Helpers	Ventura County Transportation Commission
Local Transportation Fund Expenditures					
Administration					
County Auditor PUC 99233.1	\$ —	\$ —	\$ —	\$ —	\$ —
TPA PUC 99233.1	—	—	—	—	—
Planning					
PUC 99233.2	—	—	—	—	—
PUC 99233.5(a)	—	—	—	—	—
PUC 99233.5(b)	—	—	—	—	—
Pedestrian and Bicycle Facilities					
PUC 99233.3, 99234	3,297	—	—	—	—
Rail Service					
PUC 99233.4, 99234.9	—	—	—	—	—
Article 4.5					
Community Transit Services					
PUC 99233.7, 99275	—	327,085	—	179,949	—
Article 4					
Planning PUC 99262					
Transit PUC 99260(a)	268,075	—	6,214,607	—	—
Joint Powers Agencies PUC 99260.7	—	—	—	—	—
Railroad Corporations PUC 99260.5(a)	—	—	—	—	—
Other	—	—	—	—	—
Article 8					
Streets and Roads PUC 99400(a)	67,383	—	—	—	—
Pedestrians and Bicycles PUC 99400(a)	—	—	—	—	—
General Public PUC 99400(c)	—	—	—	—	—
Elderly and Handicapped PUC 99400(c)	—	—	—	—	—
Planning Contributions PUC 99402	—	—	—	—	—
Multimodal Terminal PUC 99400.5	—	—	—	—	—
Other	—	—	—	—	—
Total LTF Expenditures	<u>\$ 338,755</u>	<u>\$ 327,085</u>	<u>\$ 6,214,607</u>	<u>\$ 179,949</u>	<u>\$ —</u>
State Transit Assistance Fund Expenditures					
Article 4					
Operating Costs CCR 6730(a)	\$ 45,939	\$ —	\$ —	\$ —	\$ —
Capital Costs CCR 6730(b)	—	—	678,789	—	—
Rail Services Subsidy CCR 6730(c)	—	—	—	—	—
Specialized Services CCR 6731(c)	—	—	—	—	—
Other	—	—	—	—	—
Article 8					
AMTRAK CCR 6731(a)	—	—	—	—	—
General Public CCR 6731(b)	—	—	—	—	—
Elderly and Handicapped CCR 6731(b)	—	—	—	—	—
Other	—	—	—	—	—
Other Expenditures					
Other Expenditures	—	—	—	—	100,000
Community Transit Services					
CCR 6730(d), 6731(d), and 6731.1	—	20,302	—	14,709	—
Total STAF Expenditures	<u>\$ 45,939</u>	<u>\$ 20,302</u>	<u>\$ 678,789</u>	<u>\$ 14,709</u>	<u>\$ 100,000</u>

Table 6. Transportation Planning Agencies Annual Report — Fiscal Year 2001-02 — (continued)
Schedule of Expenditures by Purpose Regarding the
Local Transportation Funds and State Transit Assistance Funds

	Santa Barbara County Association of Governments — (continued)	Santa Cruz County Transportation Commission	Santa Cruz		
	Total	Santa Cruz County Transportation Commission	Santa Cruz County	City of Capitola	City of Santa Cruz
Local Transportation Fund Expenditures					
Administration					
County Auditor PUC 99233.1	\$ 1,800	\$ —	\$ —	\$ —	\$ —
TPA PUC 99233.1	248,611	415,900	—	—	—
Planning					
PUC 99233.2	—	—	—	—	—
PUC 99233.5(a)	—	—	—	—	—
PUC 99233.5(b)	—	—	—	—	—
Pedestrian and Bicycle Facilities					
PUC 99233.3, 99234	253,647	—	—	—	—
Rail Service					
PUC 99233.4, 99234.9	—	—	—	—	—
Article 4.5					
Community Transit Services					
PUC 99233.7, 99275	507,034	—	—	—	—
Article 4					
Planning PUC 99262	—	—	—	—	—
Transit PUC 99260(a)	8,073,928	—	—	—	—
Joint Powers Agencies PUC 99260.7	—	—	—	—	—
Railroad Corporations PUC 99260.5(a)	—	—	—	—	—
Other	—	—	—	—	—
Article 8					
Streets and Roads PUC 99400(a)	4,340,181	—	—	—	—
Pedestrians and Bicycles PUC 99400(a)	—	93,314	—	—	91,540
General Public PUC 99400(c)	—	—	—	1,500	—
Elderly and Handicapped PUC 99400(c)	—	—	—	—	669,554
Planning Contributions PUC 99402	—	393,252	—	—	—
Multimodal Terminal PUC 99400.5	—	—	—	—	—
Other	—	—	—	—	—
Total LTF Expenditures	\$ 13,425,201	\$ 902,466	\$ —	\$ 1,500	\$ 761,094
State Transit Assistance Fund Expenditures					
Article 4					
Operating Costs CCR 6730(a)	\$ 209,680	\$ —	\$ —	\$ —	\$ —
Capital Costs CCR 6730(b)	964,373	—	—	—	—
Rail Services Subsidy CCR 6730(c)	—	—	—	—	—
Specialized Services CCR 6731(c)	—	—	—	—	—
Other	—	—	—	—	—
Article 8					
AMTRAK CCR 6731(a)	—	—	—	—	—
General Public CCR 6731(b)	13,190	—	—	—	—
Elderly and Handicapped CCR 6731(b)	—	—	—	—	—
Other	—	—	—	—	—
Other Expenditures					
Other Expenditures	100,000	—	—	—	—
Community Transit Services					
CCR 6730(d), 6731(d), and 6731.1	35,011	—	—	—	—
Total STAF Expenditures	\$ 1,322,254	\$ —	\$ —	\$ —	\$ —

Table 6. Transportation Planning Agencies Annual Report — Fiscal Year 2001-02 — (continued)
Schedule of Expenditures by Purpose Regarding the
Local Transportation Funds and State Transit Assistance Funds

	Santa Cruz County Transportation Commission — (continued)				Shasta County Regional Transportation Planning Agency	
	Santa Cruz — (continued)					Shasta
	City of Scotts Valley	City of Watsonville	Santa Cruz Metropolitan Transit District	Total		Shasta County Regional Transportation Planning Agency
Local Transportation Fund Expenditures						
Administration						
County Auditor PUC 99233.1	\$	—	\$	—	\$	\$
TPA PUC 99233.1				415,900		160,281
Planning						
PUC 99233.2						
PUC 99233.5(a)						
PUC 99233.5(b)						
Pedestrian and Bicycle Facilities						
PUC 99233.3, 99234						
Rail Service						
PUC 99233.4, 99234.9						
Article 4.5						
Community Transit Services						
PUC 99233.7, 99275						
Article 4						
Planning PUC 99262						
Transit PUC 99260(a)			6,032,917	6,032,917		
Joint Powers Agencies PUC 99260.7						
Railroad Corporations PUC 99260.5(a)						
Other			4,200	4,200		
Article 8						
Streets and Roads PUC 99400(a)						
Pedestrians and Bicycles PUC 99400(a)	33,374			218,228		
General Public PUC 99400(c)		1,000		2,500		
Elderly and Handicapped PUC 99400(c)				669,554		
Planning Contributions PUC 99402				393,252		
Multimodal Terminal PUC 99400.5						
Other						
Total LTF Expenditures	\$ 33,374	\$ 1,000	\$ 6,037,117	\$ 7,736,551		\$ 160,281
State Transit Assistance Fund Expenditures						
Article 4						
Operating Costs CCR 6730(a)	\$	—	\$	1,436,436	\$	\$
Capital Costs CCR 6730(b)						
Rail Services Subsidy CCR 6730(c)						
Specialized Services CCR 6731(c)						
Other						
Article 8						
AMTRAK CCR 6731(a)						
General Public CCR 6731(b)						
Elderly and Handicapped CCR 6731(b)						
Other						
Other Expenditures						
Other Expenditures						
Community Transit Services						
CCR 6730(d), 6731(d), and 6731.1						
Total STAF Expenditures	\$ —	\$ —	\$ 1,436,436	\$ 1,436,436		\$ —

Table 6. Transportation Planning Agencies Annual Report — Fiscal Year 2001-02 — (continued)
Schedule of Expenditures by Purpose Regarding the
Local Transportation Funds and State Transit Assistance Funds

Shasta County
Regional
Transportation Planning
Agency — (continued)

Shasta — (continued)

	Shasta County	City of Anderson	City of Redding	City of Shasta Lake	Consolidated Transportation Planning Agency
Local Transportation Fund Expenditures					
Administration					
County Auditor PUC 99233.1	\$ —	\$ —	\$ —	\$ —	\$ —
TPA PUC 99233.1	—	—	—	—	—
Planning					
PUC 99233.2	—	—	—	—	—
PUC 99233.5(a)	—	—	—	—	—
PUC 99233.5(b)	—	—	—	—	—
Pedestrian and Bicycle Facilities					
PUC 99233.3, 99234	—	—	—	—	—
Rail Service					
PUC 99233.4, 99234.9	—	—	—	—	—
Article 4.5					
Community Transit Services					
PUC 99233.7, 99275	—	—	—	—	255,458
Article 4					
Planning PUC 99262	—	—	—	—	—
Transit PUC 99260(a)	—	—	—	—	—
Joint Powers Agencies PUC 99260.7	—	—	—	—	—
Railroad Corporations PUC 99260.5(a)	—	—	—	—	—
Other	393,780	—	—	—	—
Article 8					
Streets and Roads PUC 99400(a)	1,783,324	157,664	1,037,488	251,571	—
Pedestrians and Bicycles PUC 99400(a)	—	—	—	—	—
General Public PUC 99400(c)	—	—	—	—	—
Elderly and Handicapped PUC 99400(c)	—	—	—	—	—
Planning Contributions PUC 99402	—	—	—	—	—
Multimodal Terminal PUC 99400.5	—	—	—	—	—
Other	—	—	—	—	—
Total LTF Expenditures	<u>\$ 2,177,104</u>	<u>\$ 157,664</u>	<u>\$ 1,037,488</u>	<u>\$ 251,571</u>	<u>\$ 255,458</u>
State Transit Assistance Fund Expenditures					
Article 4					
Operating Costs CCR 6730(a)	\$ —	\$ —	\$ —	\$ —	\$ —
Capital Costs CCR 6730(b)	—	—	—	—	—
Rail Services Subsidy CCR 6730(c)	—	—	—	—	—
Specialized Services CCR 6731(c)	—	—	—	—	—
Other	—	—	—	—	—
Article 8					
AMTRAK CCR 6731(a)	—	—	—	—	—
General Public CCR 6731(b)	—	—	—	—	—
Elderly and Handicapped CCR 6731(b)	—	—	—	—	—
Other	—	—	—	—	—
Other Expenditures					
Other Expenditures	—	—	—	—	—
Community Transit Services					
CCR 6730(d), 6731(d), and 6731.1	—	—	—	—	—
Total STAF Expenditures	<u>\$ —</u>	<u>\$ —</u>	<u>\$ —</u>	<u>\$ —</u>	<u>\$ —</u>

Table 6. Transportation Planning Agencies Annual Report — Fiscal Year 2001-02 — (continued)
Schedule of Expenditures by Purpose Regarding the
Local Transportation Funds and State Transit Assistance Funds

	Shasta County Regional Transportation Planning Agency — (continued)		Sierra County Local Transportation Commission		
	Shasta — (continued)		Sierra		
	Redding Area Bus Authority	Total	Sierra County Local Transportation Commission	Sierra County	City of Loyalton
Local Transportation Fund Expenditures					
Administration					
County Auditor PUC 99233.1	\$ —	\$ —	\$ —	\$ —	\$ —
TPA PUC 99233.1	—	160,281	—	—	—
Planning					
PUC 99233.2	—	—	—	—	—
PUC 99233.5(a)	—	—	—	—	—
PUC 99233.5(b)	—	—	—	—	—
Pedestrian and Bicycle Facilities					
PUC 99233.3, 99234	—	—	—	—	—
Rail Service					
PUC 99233.4, 99234.9	—	—	—	—	—
Article 4.5					
Community Transit Services					
PUC 99233.7, 99275	—	255,458	—	—	—
Article 4					
Planning PUC 99262	—	—	—	—	—
Transit PUC 99260(a)	2,085,654	2,085,654	—	—	—
Joint Powers Agencies PUC 99260.7	—	—	—	—	—
Railroad Corporations PUC 99260.5(a)	—	—	—	—	—
Other	—	393,780	—	—	—
Article 8					
Streets and Roads PUC 99400(a)	—	3,230,047	—	—	—
Pedestrians and Bicycles PUC 99400(a)	—	—	—	—	—
General Public PUC 99400(c)	—	—	26,943	39,915	18,020
Elderly and Handicapped PUC 99400(c)	—	—	—	—	—
Planning Contributions PUC 99402	—	—	—	—	—
Multimodal Terminal PUC 99400.5	—	—	—	—	—
Other	—	—	—	—	—
Total LTF Expenditures	\$ 2,085,654	\$ 6,125,220	\$ 26,943	\$ 39,915	\$ 18,020
State Transit Assistance Fund Expenditures					
Article 4					
Operating Costs CCR 6730(a)	\$ 362,130	\$ 362,130	\$ —	\$ —	\$ —
Capital Costs CCR 6730(b)	—	—	—	—	—
Rail Services Subsidy CCR 6730(c)	—	—	—	—	—
Specialized Services CCR 6731(c)	—	—	—	—	—
Other	—	—	—	—	—
Article 8					
AMTRAK CCR 6731(a)	—	—	—	—	—
General Public CCR 6731(b)	—	—	—	—	—
Elderly and Handicapped CCR 6731(b)	—	—	—	—	—
Other	—	—	—	—	—
Other Expenditures					
Other Expenditures	—	—	—	—	—
Community Transit Services					
CCR 6730(d), 6731(d), and 6731.1	—	—	—	—	—
Total STAF Expenditures	\$ 362,130	\$ 362,130	\$ —	\$ —	\$ —

Table 6. Transportation Planning Agencies Annual Report — Fiscal Year 2001-02 — (continued)
Schedule of Expenditures by Purpose Regarding the
Local Transportation Funds and State Transit Assistance Funds

	Sierra County Local Transportation Commission — (continued)	Siskiyou County Local Transportation Commission			
	Siskiyou				
	Total	Siskiyou County Local Transportation Commission	Siskiyou County	City of Dorris	City of Dunsmuir
Local Transportation Fund Expenditures					
Administration					
County Auditor PUC 99233.1	\$ —	\$ —	\$ —	\$ —	\$ —
TPA PUC 99233.1	—	32,573	—	—	—
Planning					
PUC 99233.2	—	—	—	—	—
PUC 99233.5(a)	—	—	—	—	—
PUC 99233.5(b)	—	—	—	—	—
Pedestrian and Bicycle Facilities					
PUC 99233.3, 99234	—	—	—	—	—
Rail Service					
PUC 99233.4, 99234.9	—	—	—	—	—
Article 4.5					
Community Transit Services					
PUC 99233.7, 99275	—	—	—	—	—
Article 4					
Planning PUC 99262	—	—	—	—	—
Transit PUC 99260(a)	—	—	240,042	—	18,906
Joint Powers Agencies PUC 99260.7	—	—	—	—	—
Railroad Corporations PUC 99260.5(a)	—	—	—	—	—
Other	—	—	—	—	—
Article 8					
Streets and Roads PUC 99400(a)	—	—	260,380	17,605	21,182
Pedestrians and Bicycles PUC 99400(a)	—	—	—	—	—
General Public PUC 99400(c)	84,878	—	—	—	—
Elderly and Handicapped PUC 99400(c)	—	—	—	—	—
Planning Contributions PUC 99402	—	—	—	—	—
Multimodal Terminal PUC 99400.5	—	—	—	—	—
Other	—	—	—	—	—
Total LTF Expenditures	\$ 84,878	\$ 32,573	\$ 500,422	\$ 17,605	\$ 40,088
State Transit Assistance Fund Expenditures					
Article 4					
Operating Costs CCR 6730(a)	\$ —	\$ —	\$ 139,097	\$ —	\$ —
Capital Costs CCR 6730(b)	—	—	—	—	—
Rail Services Subsidy CCR 6730(c)	—	—	—	—	—
Specialized Services CCR 6731(c)	—	—	—	—	—
Other	—	—	—	—	—
Article 8					
AMTRAK CCR 6731(a)	—	—	—	—	—
General Public CCR 6731(b)	—	—	—	—	—
Elderly and Handicapped CCR 6731(b)	—	—	—	—	—
Other	—	—	—	—	—
Other Expenditures					
Other Expenditures	—	—	—	—	—
Community Transit Services					
CCR 6730(d), 6731(d), and 6731.1	—	—	—	—	—
Total STAF Expenditures	\$ —	\$ —	\$ 139,097	\$ —	\$ —

Table 6. Transportation Planning Agencies Annual Report — Fiscal Year 2001-02 — (continued)
Schedule of Expenditures by Purpose Regarding the
Local Transportation Funds and State Transit Assistance Funds

Siskiyou County Local
Transportation
Commission —
(continued)

Siskiyou — (continued)

	City of Etna	City of Fort Jones	City of Montague	City of Mt. Shasta	City of Tulelake
Local Transportation Fund Expenditures					
Administration					
County Auditor PUC 99233.1	\$ —	\$ —	\$ —	\$ —	\$ —
TPA PUC 99233.1	—	—	—	—	—
Planning					
PUC 99233.2	—	—	—	—	—
PUC 99233.5(a)	—	—	—	—	—
PUC 99233.5(b)	—	—	—	—	—
Pedestrian and Bicycle Facilities					
PUC 99233.3, 99234	—	—	—	—	—
Rail Service					
PUC 99233.4, 99234.9	—	—	—	—	—
Article 4.5					
Community Transit Services					
PUC 99233.7, 99275	—	—	—	—	—
Article 4					
Planning PUC 99262	—	—	—	—	—
Transit PUC 99260(a)	7,523	6,335	13,165	36,526	—
Joint Powers Agencies PUC 99260.7	—	—	—	—	—
Railroad Corporations PUC 99260.5(a)	—	—	—	—	—
Other	—	—	—	—	—
Article 8					
Streets and Roads PUC 99400(a)	—	6,382	14,549	36,854	18,411
Pedestrians and Bicycles PUC 99400(a)	—	—	—	—	—
General Public PUC 99400(c)	—	—	—	—	—
Elderly and Handicapped PUC 99400(c)	—	—	—	—	—
Planning Contributions PUC 99402	—	—	—	—	—
Multimodal Terminal PUC 99400.5	—	—	—	—	—
Other	—	—	—	—	—
Total LTF Expenditures	\$ 7,523	\$ 12,717	\$ 27,714	\$ 73,380	\$ 18,411
State Transit Assistance Fund Expenditures					
Article 4					
Operating Costs CCR 6730(a)	\$ —	\$ —	\$ —	\$ —	\$ —
Capital Costs CCR 6730(b)	—	—	—	—	—
Rail Services Subsidy CCR 6730(c)	—	—	—	—	—
Specialized Services CCR 6731(c)	—	—	—	—	—
Other	—	—	—	—	—
Article 8					
AMTRAK CCR 6731(a)	—	—	—	—	—
General Public CCR 6731(b)	—	—	—	—	—
Elderly and Handicapped CCR 6731(b)	—	—	—	—	—
Other	—	—	—	—	—
Other Expenditures					
Other Expenditures	—	—	—	—	—
Community Transit Services					
CCR 6730(d), 6731(d), and 6731.1	—	—	—	—	—
Total STAF Expenditures	\$ —	\$ —	\$ —	\$ —	\$ —

Table 6. Transportation Planning Agencies Annual Report — Fiscal Year 2001-02 — (continued)
Schedule of Expenditures by Purpose Regarding the
Local Transportation Funds and State Transit Assistance Funds

	Siskiyou County Local Transportation Commission — (continued)			Stanislaus Council of Governments		
	Siskiyou — (continued)			Stanislaus		
	City of Weed	City of Yreka	Total	Stanislaus Council of Governments	Stanislaus County	
Local Transportation Fund Expenditures						
Administration						
County Auditor PUC 99233.1	\$ —	\$ —	\$ —	\$ —	\$ —	\$ —
TPA PUC 99233.1	—	—	32,573	70,000	—	—
Planning						
PUC 99233.2	—	—	—	—	—	—
PUC 99233.5(a)	—	—	—	—	—	—
PUC 99233.5(b)	—	—	—	—	—	—
Pedestrian and Bicycle Facilities						
PUC 99233.3, 99234	—	—	—	—	—	69,606
Rail Service						
PUC 99233.4, 99234.9	—	—	—	—	—	—
Article 4.5						
Community Transit Services						
PUC 99233.7, 99275	—	—	—	—	—	—
Article 4						
Planning PUC 99262	—	—	—	—	—	1,606,501
Transit PUC 99260(a)	29,201	68,301	419,999	—	—	—
Joint Powers Agencies PUC 99260.7	—	—	—	—	—	—
Railroad Corporations PUC 99260.5(a)	—	—	—	—	—	—
Other	—	—	—	—	—	—
Article 8						
Streets and Roads PUC 99400(a)	31,742	74,403	481,508	—	—	1,683,272
Pedestrians and Bicycles PUC 99400(a)	—	—	—	—	—	—
General Public PUC 99400(c)	—	—	—	—	—	—
Elderly and Handicapped PUC 99400(c)	—	—	—	—	—	—
Planning Contributions PUC 99402	—	—	—	288,000	—	—
Multimodal Terminal PUC 99400.5	—	—	—	—	—	—
Other	—	—	—	—	—	—
Total LTF Expenditures	<u>\$ 60,943</u>	<u>\$ 142,704</u>	<u>\$ 934,080</u>	<u>\$ 358,000</u>	<u>\$ 3,359,379</u>	
State Transit Assistance Fund Expenditures						
Article 4						
Operating Costs CCR 6730(a)	\$ —	\$ —	\$ 139,097	\$ —	\$ —	\$ 5,528
Capital Costs CCR 6730(b)	—	—	—	—	—	—
Rail Services Subsidy CCR 6730(c)	—	—	—	—	—	—
Specialized Services CCR 6731(c)	—	—	—	—	—	—
Other	—	—	—	—	—	—
Article 8						
AMTRAK CCR 6731(a)	—	—	—	—	—	—
General Public CCR 6731(b)	—	—	—	—	—	—
Elderly and Handicapped CCR 6731(b)	—	—	—	—	—	—
Other	—	—	—	—	—	—
Other Expenditures						
Other Expenditures	—	—	—	—	—	—
Community Transit Services						
CCR 6730(d), 6731(d), and 6731.1	—	—	—	—	—	—
Total STAF Expenditures	<u>\$ —</u>	<u>\$ —</u>	<u>\$ 139,097</u>	<u>\$ —</u>	<u>\$ 5,528</u>	

Table 6. Transportation Planning Agencies Annual Report — Fiscal Year 2001-02 — (continued)
Schedule of Expenditures by Purpose Regarding the
Local Transportation Funds and State Transit Assistance Funds

	Stanislaus Council of Governments — (continued)				
	Stanislaus — (continued)				
	City of Ceres	City of Hughson	City of Modesto	City of Newman	City of Oakdale
Local Transportation Fund Expenditures					
Administration					
County Auditor PUC 99233.1	\$ —	\$ —	\$ —	\$ —	\$ —
TPA PUC 99233.1	—	—	—	—	—
Planning					
PUC 99233.2	—	—	—	—	—
PUC 99233.5(a)	—	—	—	—	—
PUC 99233.5(b)	—	—	—	—	—
Pedestrian and Bicycle Facilities					
PUC 99233.3, 99234	20,952	2,300	119,806	4,063	9,514
Rail Service					
PUC 99233.4, 99234.9	—	—	38,632	—	—
Article 4.5					
Community Transit Services					
PUC 99233.7, 99275	—	—	—	—	—
Article 4					
Planning PUC 99262	—	—	3,419,950	—	—
Transit PUC 99260(a)	—	—	—	—	—
Joint Powers Agencies PUC 99260.7	—	—	—	—	—
Railroad Corporations PUC 99260.5(a)	—	—	—	—	—
Other	—	—	—	—	—
Article 8					
Streets and Roads PUC 99400(a)	509,422	83,278	3,004,295	98,559	230,800
Pedestrians and Bicycles PUC 99400(a)	—	—	—	—	—
General Public PUC 99400(c)	570,420	—	307,392	—	—
Elderly and Handicapped PUC 99400(c)	—	—	—	—	—
Planning Contributions PUC 99402	—	—	—	—	—
Multimodal Terminal PUC 99400.5	—	—	—	—	—
Other	—	—	—	—	—
Total LTF Expenditures	\$ 1,100,794	\$ 85,578	\$ 6,890,075	\$ 102,622	\$ 240,314
State Transit Assistance Fund Expenditures					
Article 4					
Operating Costs CCR 6730(a)	\$ —	\$ —	\$ 1,323,715	\$ —	\$ —
Capital Costs CCR 6730(b)	—	—	25,300	—	—
Rail Services Subsidy CCR 6730(c)	—	—	—	—	—
Specialized Services CCR 6731(c)	—	—	—	—	—
Other	—	—	—	—	—
Article 8					
AMTRAK CCR 6731(a)	—	—	—	—	—
General Public CCR 6731(b)	—	—	—	—	—
Elderly and Handicapped CCR 6731(b)	—	—	—	—	—
Other	—	—	—	—	—
Other Expenditures					
Other Expenditures	—	—	—	—	—
Community Transit Services					
CCR 6730(d), 6731(d), and 6731.1	—	—	—	—	—
Total STAF Expenditures	\$ —	\$ —	\$ 1,349,015	\$ —	\$ —

Table 6. Transportation Planning Agencies Annual Report — Fiscal Year 2001-02 — (continued)
Schedule of Expenditures by Purpose Regarding the
Local Transportation Funds and State Transit Assistance Funds

	Stanislaus Council of Governments — (continued)				
	Stanislaus — (continued)				
	City of Patterson	City of Riverbank	City of Turlock	City of Waterford	Riverbank-Oakdale Transit Authority
Local Transportation Fund Expenditures					
Administration					
County Auditor PUC 99233.1	\$ —	\$ —	\$ —	\$ —	\$ —
TPA PUC 99233.1	—	—	—	—	—
Planning					
PUC 99233.2	—	—	—	—	—
PUC 99233.5(a)	—	—	—	—	—
PUC 99233.5(b)	—	—	—	—	—
Pedestrian and Bicycle Facilities					
PUC 99233.3, 99234	6,973	9,291	34,030	4,305	—
Rail Service					
PUC 99233.4, 99234.9	—	—	—	—	—
Article 4.5					
Community Transit Services					
PUC 99233.7, 99275	—	—	—	—	—
Article 4					
Planning PUC 99262	—	—	1,153,043	38,570	—
Transit PUC 99260(a)	—	—	—	—	—
Joint Powers Agencies PUC 99260.7	—	—	—	—	—
Railroad Corporations PUC 99260.5(a)	—	—	—	—	—
Other	—	—	—	—	—
Article 8					
Streets and Roads PUC 99400(a)	169,107	224,509	825,751	129,553	—
Pedestrians and Bicycles PUC 99400(a)	—	—	—	—	—
General Public PUC 99400(c)	—	—	—	—	470,857
Elderly and Handicapped PUC 99400(c)	—	—	—	—	—
Planning Contributions PUC 99402	—	—	—	—	—
Multimodal Terminal PUC 99400.5	—	—	—	—	—
Other	—	—	—	—	—
Total LTF Expenditures	\$ 176,080	\$ 233,800	\$ 2,012,824	\$ 172,428	\$ 470,857
State Transit Assistance Fund Expenditures					
Article 4					
Operating Costs CCR 6730(a)	\$ —	\$ —	\$ 4,295	\$ 193	\$ —
Capital Costs CCR 6730(b)	—	—	—	—	—
Rail Services Subsidy CCR 6730(c)	—	—	—	—	—
Specialized Services CCR 6731(c)	—	—	—	—	—
Other	—	—	—	—	—
Article 8					
AMTRAK CCR 6731(a)	—	—	—	—	—
General Public CCR 6731(b)	—	—	—	—	—
Elderly and Handicapped CCR 6731(b)	—	—	—	—	—
Other	—	—	—	—	—
Other Expenditures					
Other Expenditures	—	—	—	—	—
Community Transit Services					
CCR 6730(d), 6731(d), and 6731.1	—	—	—	—	—
Total STAF Expenditures	\$ —	\$ —	\$ 4,295	\$ 193	\$ —

Table 6. Transportation Planning Agencies Annual Report — Fiscal Year 2001-02 — (continued)
Schedule of Expenditures by Purpose Regarding the
Local Transportation Funds and State Transit Assistance Funds

	Stanislaus Council of Governments — (continued)	Tehama County Transportation Commission	Tehama		
	Total	Tehama County Transportation Commission	Tehama County	City of Corning	City of Red Bluff
Local Transportation Fund Expenditures					
Administration					
County Auditor PUC 99233.1	\$ —	\$ —	\$ —	\$ —	\$ —
TPA PUC 99233.1	70,000	121,849	—	—	—
Planning					
PUC 99233.2	—	—	—	—	—
PUC 99233.5(a)	—	—	—	—	—
PUC 99233.5(b)	—	—	—	—	—
Pedestrian and Bicycle Facilities					
PUC 99233.3, 99234	280,840	—	—	—	—
Rail Service					
PUC 99233.4, 99234.9	38,632	—	—	—	—
Article 4.5					
Community Transit Services					
PUC 99233.7, 99275	—	—	—	—	—
Article 4					
Planning PUC 99262	6,218,064	—	—	—	—
Transit PUC 99260(a)	—	—	—	—	—
Joint Powers Agencies PUC 99260.7	—	—	—	—	—
Railroad Corporations PUC 99260.5(a)	—	—	—	—	—
Other	—	—	—	—	—
Article 8					
Streets and Roads PUC 99400(a)	6,958,546	—	460,714	112,812	82,090
Pedestrians and Bicycles PUC 99400(a)	—	—	—	—	—
General Public PUC 99400(c)	1,348,669	—	238,896	19,056	174,957
Elderly and Handicapped PUC 99400(c)	—	—	24,734	4,664	9,087
Planning Contributions PUC 99402	288,000	—	—	—	—
Multimodal Terminal PUC 99400.5	—	—	—	—	—
Other	—	—	—	—	—
Total LTF Expenditures	\$ 15,202,751	\$ 121,849	\$ 724,344	\$ 136,532	\$ 266,134
State Transit Assistance Fund Expenditures					
Article 4					
Operating Costs CCR 6730(a)	\$ 1,333,731	\$ —	\$ —	\$ —	\$ —
Capital Costs CCR 6730(b)	25,300	—	—	—	—
Rail Services Subsidy CCR 6730(c)	—	—	—	—	—
Specialized Services CCR 6731(c)	—	—	—	—	—
Other	—	—	—	—	—
Article 8					
AMTRAK CCR 6731(a)	—	—	—	—	—
General Public CCR 6731(b)	—	—	151,701	—	—
Elderly and Handicapped CCR 6731(b)	—	—	1	—	—
Other	—	—	—	—	—
Other Expenditures					
Other Expenditures	—	—	—	—	—
Community Transit Services					
CCR 6730(d), 6731(d), and 6731.1	—	—	—	—	—
Total STAF Expenditures	\$ 1,359,031	\$ —	\$ 151,702	\$ —	\$ —

Table 6. Transportation Planning Agencies Annual Report — Fiscal Year 2001-02 — (continued)
Schedule of Expenditures by Purpose Regarding the
Local Transportation Funds and State Transit Assistance Funds

	Tehama County Transportation Commission — (continued)		Trinity County Transportation Commission		
	Tehama — (continued)		Trinity		
	City of Tehama	Total	Trinity County Transportation Commission	Trinity County	Total
Local Transportation Fund Expenditures					
Administration					
County Auditor PUC 99233.1	\$ —	\$ —	\$ —	\$ —	\$ —
TPA PUC 99233.1	—	121,849	52,215	—	52,215
Planning					
PUC 99233.2	—	—	—	—	—
PUC 99233.5(a)	—	—	—	—	—
PUC 99233.5(b)	—	—	—	—	—
Pedestrian and Bicycle Facilities					
PUC 99233.3, 99234	—	—	—	—	—
Rail Service					
PUC 99233.4, 99234.9	—	—	—	—	—
Article 4.5					
Community Transit Services					
PUC 99233.7, 99275	—	—	—	—	—
Article 4					
Planning PUC 99262	—	—	—	—	—
Transit PUC 99260(a)	—	—	—	135,000	135,000
Joint Powers Agencies PUC 99260.7	—	—	—	—	—
Railroad Corporations PUC 99260.5(a)	—	—	—	—	—
Other	—	—	—	—	—
Article 8					
Streets and Roads PUC 99400(a)	7,331	662,947	—	43,579	43,579
Pedestrians and Bicycles PUC 99400(a)	—	—	—	—	—
General Public PUC 99400(c)	1,228	434,137	—	—	—
Elderly and Handicapped PUC 99400(c)	301	38,786	—	10,000	10,000
Planning Contributions PUC 99402	—	—	—	—	—
Multimodal Terminal PUC 99400.5	—	—	—	—	—
Other	—	—	—	—	—
Total LTF Expenditures	\$ 8,860	\$ 1,257,719	\$ 52,215	\$ 188,579	\$ 240,794
State Transit Assistance Fund Expenditures					
Article 4					
Operating Costs CCR 6730(a)	\$ —	\$ —	\$ —	\$ —	\$ —
Capital Costs CCR 6730(b)	—	—	—	—	—
Rail Services Subsidy CCR 6730(c)	—	—	—	—	—
Specialized Services CCR 6731(c)	—	—	—	—	—
Other	—	—	—	—	—
Article 8					
AMTRAK CCR 6731(a)	—	—	—	—	—
General Public CCR 6731(b)	—	151,701	—	—	—
Elderly and Handicapped CCR 6731(b)	—	1	—	—	—
Other	—	—	—	—	—
Other Expenditures					
Other Expenditures	—	—	—	—	—
Community Transit Services					
CCR 6730(d), 6731(d), and 6731.1	—	—	—	—	—
Total STAF Expenditures	\$ —	\$ 151,702	\$ —	\$ —	\$ —

Table 6. Transportation Planning Agencies Annual Report — Fiscal Year 2001-02 — (continued)
Schedule of Expenditures by Purpose Regarding the
Local Transportation Funds and State Transit Assistance Funds

	Tulare County Association of Governments				
	Tulare				
	Tulare County Association of Governments	Tulare County	City of Dinuba	City of Exeter	City of Farmersville
Local Transportation Fund Expenditures					
Administration					
County Auditor PUC 99233.1	\$ —	\$ —	\$ —	\$ —	\$ —
TPA PUC 99233.1	—	—	—	—	—
Planning					
PUC 99233.2	—	—	—	—	—
PUC 99233.5(a)	—	—	—	—	—
PUC 99233.5(b)	—	—	—	—	—
Pedestrian and Bicycle Facilities					
PUC 99233.3, 99234	—	—	—	—	—
Rail Service					
PUC 99233.4, 99234.9	—	—	—	—	—
Article 4.5					
Community Transit Services					
PUC 99233.7, 99275	—	—	—	—	—
Article 4					
Planning PUC 99262	—	—	135,588	—	—
Transit PUC 99260(a)	—	409,559	—	58,074	—
Joint Powers Agencies PUC 99260.7	—	—	—	—	—
Railroad Corporations PUC 99260.5(a)	—	—	—	—	—
Other	—	—	—	—	—
Article 8					
Streets and Roads PUC 99400(a)	—	2,512,512	220,488	148,542	183,787
Pedestrians and Bicycles PUC 99400(a)	—	—	—	—	—
General Public PUC 99400(c)	—	252,000	—	—	—
Elderly and Handicapped PUC 99400(c)	—	—	—	—	—
Planning Contributions PUC 99402	—	39,245	4,264	2,343	2,095
Multimodal Terminal PUC 99400.5	—	—	—	—	—
Other	—	—	—	—	—
Total LTF Expenditures	<u>\$ —</u>	<u>\$ 3,213,316</u>	<u>\$ 360,340</u>	<u>\$ 208,959</u>	<u>\$ 185,882</u>
State Transit Assistance Fund Expenditures					
Article 4					
Operating Costs CCR 6730(a)	\$ —	\$ —	\$ —	\$ —	\$ —
Capital Costs CCR 6730(b)	—	—	—	—	—
Rail Services Subsidy CCR 6730(c)	—	—	—	—	—
Specialized Services CCR 6731(c)	—	—	—	—	—
Other	—	—	—	—	—
Article 8					
AMTRAK CCR 6731(a)	—	—	—	—	—
General Public CCR 6731(b)	—	—	22,994	12,631	—
Elderly and Handicapped CCR 6731(b)	—	—	—	—	—
Other	—	—	—	—	—
Other Expenditures					
Other Expenditures	—	—	—	—	—
Community Transit Services					
CCR 6730(d), 6731(d), and 6731.1	—	—	—	—	—
Total STAF Expenditures	<u>\$ —</u>	<u>\$ —</u>	<u>\$ 22,994</u>	<u>\$ 12,631</u>	<u>\$ —</u>

Table 6. Transportation Planning Agencies Annual Report — Fiscal Year 2001-02 — (continued)
Schedule of Expenditures by Purpose Regarding the
Local Transportation Funds and State Transit Assistance Funds

Tulare County
 Association of
 Governments —
 (continued)

Tulare — (continued)

	City of Lindsay	City of Porterville	City of Tulare	City of Visalia	City of Woodlake
Local Transportation Fund Expenditures					
Administration					
County Auditor PUC 99233.1	\$ —	\$ —	\$ —	\$ —	\$ —
TPA PUC 99233.1	—	—	—	—	—
Planning					
PUC 99233.2	—	—	—	—	—
PUC 99233.5(a)	—	—	—	—	—
PUC 99233.5(b)	—	—	—	—	—
Pedestrian and Bicycle Facilities					
PUC 99233.3, 99234	—	—	—	—	—
Rail Service					
PUC 99233.4, 99234.9	—	—	—	—	—
Article 4.5					
Community Transit Services					
PUC 99233.7, 99275	—	—	—	—	—
Article 4					
Planning PUC 99262	—	—	—	—	—
Transit PUC 99260(a)	—	486,416	1,297,846	2,094,102	34,000
Joint Powers Agencies PUC 99260.7	—	—	—	—	—
Railroad Corporations PUC 99260.5(a)	—	—	—	—	—
Other	—	—	—	—	—
Article 8					
Streets and Roads PUC 99400(a)	248,439	357,250	—	221,220	134,248
Pedestrians and Bicycles PUC 99400(a)	—	—	—	—	—
General Public PUC 99400(c)	—	—	—	—	—
Elderly and Handicapped PUC 99400(c)	—	—	—	—	—
Planning Contributions PUC 99402	2,463	10,592	15,212	41,115	1,753
Multimodal Terminal PUC 99400.5	—	—	—	—	—
Other	—	—	—	—	—
Total LTF Expenditures	\$ 250,902	\$ 854,258	\$ 1,313,058	\$ 2,356,437	\$ 170,001
State Transit Assistance Fund Expenditures					
Article 4					
Operating Costs CCR 6730(a)	\$ —	\$ —	\$ —	\$ —	\$ —
Capital Costs CCR 6730(b)	—	—	—	—	—
Rail Services Subsidy CCR 6730(c)	—	—	—	—	—
Specialized Services CCR 6731(c)	—	—	—	—	—
Other	—	—	—	—	—
Article 8					
AMTRAK CCR 6731(a)	—	—	—	—	—
General Public CCR 6731(b)	—	288,584	67,279	162,199	9,446
Elderly and Handicapped CCR 6731(b)	—	—	—	—	—
Other	—	—	—	—	—
Other Expenditures					
Other Expenditures	—	—	—	—	—
Community Transit Services					
CCR 6730(d), 6731(d), and 6731.1	—	—	—	—	—
Total STAF Expenditures	\$ —	\$ 288,584	\$ 67,279	\$ 162,199	\$ 9,446

Table 6. Transportation Planning Agencies Annual Report — Fiscal Year 2001-02 — (continued)
Schedule of Expenditures by Purpose Regarding the
Local Transportation Funds and State Transit Assistance Funds

	Tulare County Association of Governments — (continued)		Tuolumne County and Cities Planning Council			
	Tuolumne					
	Total	Tuolumne County and Cities Planning Council	Tuolumne County	City of Sonora	Total	
Local Transportation Fund Expenditures						
Administration						
County Auditor PUC 99233.1	\$	—	\$	—	\$	—
TPA PUC 99233.1		—	48,736	—	—	48,736
Planning						
PUC 99233.2		—	—	—	—	—
PUC 99233.5(a)		—	—	—	—	—
PUC 99233.5(b)		—	—	—	—	—
Pedestrian and Bicycle Facilities						
PUC 99233.3, 99234		—	76,428	—	—	76,428
Rail Service						
PUC 99233.4, 99234.9		—	—	—	—	—
Article 4.5						
Community Transit Services						
PUC 99233.7, 99275		—	—	—	—	—
Article 4						
Planning PUC 99262		135,588	—	—	—	—
Transit PUC 99260(a)		4,379,997	—	—	—	—
Joint Powers Agencies PUC 99260.7		—	—	—	—	—
Railroad Corporations PUC 99260.5(a)		—	—	—	—	—
Other		—	—	—	—	—
Article 8						
Streets and Roads PUC 99400(a)		4,026,486	—	605,797	57,002	662,799
Pedestrians and Bicycles PUC 99400(a)		—	—	—	—	—
General Public PUC 99400(c)		252,000	—	562,462	47,285	609,747
Elderly and Handicapped PUC 99400(c)		—	—	—	—	—
Planning Contributions PUC 99402		119,082	—	—	—	—
Multimodal Terminal PUC 99400.5		—	—	—	—	—
Other		—	—	—	—	—
Total LTF Expenditures	\$	8,913,153	\$	125,164	\$	1,168,259
				\$	104,287	\$
						1,397,710
State Transit Assistance Fund Expenditures						
Article 4						
Operating Costs CCR 6730(a)	\$	—	\$	135,477	\$	—
Capital Costs CCR 6730(b)		—	—	—	—	—
Rail Services Subsidy CCR 6730(c)		—	—	—	—	—
Specialized Services CCR 6731(c)		—	—	—	—	—
Other		—	—	—	—	—
Article 8						
AMTRAK CCR 6731(a)		—	—	—	—	—
General Public CCR 6731(b)		563,133	—	—	—	—
Elderly and Handicapped CCR 6731(b)		—	—	—	—	—
Other		—	—	—	—	—
Other Expenditures						
Other Expenditures		—	—	—	—	—
Community Transit Services						
CCR 6730(d), 6731(d), and 6731.1		—	—	—	—	—
Total STAF Expenditures	\$	563,133	\$	135,477	\$	135,477

Table 6. Transportation Planning Agencies Annual Report — Fiscal Year 2001-02 — (continued)
Schedule of Expenditures by Purpose Regarding the
Local Transportation Funds and State Transit Assistance Funds

	Ventura County Transportation Commission				
	Ventura				
	Ventura County Transportation Commission	Ventura County	City of Camarillo	City of Fillmore	City of Moorpark
Local Transportation Fund Expenditures					
Administration					
County Auditor PUC 99233.1	\$ —	\$ 11,000	\$ —	\$ —	\$ —
TPA PUC 99233.1	425,000	—	—	—	—
Planning					
PUC 99233.2	544,000	—	—	—	—
PUC 99233.5(a)	—	—	—	—	—
PUC 99233.5(b)	—	—	—	—	—
Pedestrian and Bicycle Facilities					
PUC 99233.3, 99234	—	24,509	33,750	80,372	38,062
Rail Service					
PUC 99233.4, 99234.9	400,000	—	—	—	—
Article 4.5					
Community Transit Services					
PUC 99233.7, 99275	—	—	—	—	—
Article 4					
Planning PUC 99262	—	—	—	—	—
Transit PUC 99260(a)	—	613,700	—	—	—
Joint Powers Agencies PUC 99260.7	—	—	—	—	—
Railroad Corporations PUC 99260.5(a)	—	—	—	—	—
Other	—	—	—	—	—
Article 8					
Streets and Roads PUC 99400(a)	—	2,056,218	1,922,466	298,168	752,297
Pedestrians and Bicycles PUC 99400(a)	—	—	—	—	—
General Public PUC 99400(c)	—	416,145	—	162,212	300,000
Elderly and Handicapped PUC 99400(c)	—	—	—	—	—
Planning Contributions PUC 99402	—	—	—	—	—
Multimodal Terminal PUC 99400.5	—	—	—	—	—
Other	—	—	—	—	—
Total LTF Expenditures	<u>\$ 1,369,000</u>	<u>\$ 3,121,572</u>	<u>\$ 1,956,216</u>	<u>\$ 540,752</u>	<u>\$ 1,090,359</u>
State Transit Assistance Fund Expenditures					
Article 4					
Operating Costs CCR 6730(a)	\$ —	\$ —	\$ —	\$ —	\$ —
Capital Costs CCR 6730(b)	—	—	—	—	—
Rail Services Subsidy CCR 6730(c)	—	—	—	—	—
Specialized Services CCR 6731(c)	—	—	—	—	—
Other	—	—	—	—	—
Article 8					
AMTRAK CCR 6731(a)	—	—	—	—	—
General Public CCR 6731(b)	—	—	—	—	—
Elderly and Handicapped CCR 6731(b)	—	—	—	—	—
Other	—	—	—	—	—
Other Expenditures					
Other Expenditures	2,321,308	—	—	—	—
Community Transit Services					
CCR 6730(d), 6731(d), and 6731.1	—	—	—	—	—
Total STAF Expenditures	<u>\$ 2,321,308</u>	<u>\$ —</u>	<u>\$ —</u>	<u>\$ —</u>	<u>\$ —</u>

Table 6. Transportation Planning Agencies Annual Report — Fiscal Year 2001-02 — (continued)
Schedule of Expenditures by Purpose Regarding the
Local Transportation Funds and State Transit Assistance Funds

Ventura County
Transportation
Commission —
(continued)

Ventura — (continued)

	City of Ojai	City of Oxnard	City of Port Hueneme	City of San Buenaventura	City of Santa Paula
Local Transportation Fund Expenditures					
Administration					
County Auditor PUC 99233.1	\$ —	\$ —	\$ —	\$ —	\$ —
TPA PUC 99233.1	—	—	—	—	—
Planning					
PUC 99233.2	—	—	—	—	—
PUC 99233.5(a)	—	—	—	—	—
PUC 99233.5(b)	—	—	—	—	—
Pedestrian and Bicycle Facilities					
PUC 99233.3, 99234	60,415	36,270	66,287	114,731	735
Rail Service					
PUC 99233.4, 99234.9	—	—	—	—	—
Article 4.5					
Community Transit Services					
PUC 99233.7, 99275	—	—	—	—	—
Article 4					
Planning PUC 99262					
Transit PUC 99260(a)	77,411	2,380,456	152,352	1,817,288	—
Joint Powers Agencies PUC 99260.7	—	—	—	—	—
Railroad Corporations PUC 99260.5(a)	—	—	—	—	—
Other	—	—	—	—	—
Article 8					
Streets and Roads PUC 99400(a)	125,663	2,891,226	576,162	1,483,313	785,261
Pedestrians and Bicycles PUC 99400(a)	—	—	—	—	—
General Public PUC 99400(c)	60,000	538,717	—	53,596	173,442
Elderly and Handicapped PUC 99400(c)	—	—	—	—	—
Planning Contributions PUC 99402	—	—	—	—	—
Multimodal Terminal PUC 99400.5	—	—	—	—	—
Other	—	—	—	—	—
Total LTF Expenditures	\$ 323,489	\$ 5,846,669	\$ 794,801	\$ 3,468,928	\$ 959,438
State Transit Assistance Fund Expenditures					
Article 4					
Operating Costs CCR 6730(a)	\$ —	\$ —	\$ —	\$ —	\$ —
Capital Costs CCR 6730(b)	—	—	—	—	—
Rail Services Subsidy CCR 6730(c)	—	—	—	—	—
Specialized Services CCR 6731(c)	—	—	—	—	—
Other	—	—	—	—	—
Article 8					
AMTRAK CCR 6731(a)	—	—	—	—	—
General Public CCR 6731(b)	—	—	—	—	—
Elderly and Handicapped CCR 6731(b)	—	—	—	—	—
Other	—	—	—	—	—
Other Expenditures					
Other Expenditures	—	—	—	—	—
Community Transit Services					
CCR 6730(d), 6731(d), and 6731.1	—	—	—	—	—
Total STAF Expenditures	\$ —	\$ —	\$ —	\$ —	\$ —

Table 6. Transportation Planning Agencies Annual Report — Fiscal Year 2001-02 — (continued)
Schedule of Expenditures by Purpose Regarding the
Local Transportation Funds and State Transit Assistance Funds

Ventura County
Transportation
Commission —
(continued)

Ventura — (continued)

	City of Simi Valley	City of Thousand Oaks	South Coast Area Transit	Total	State Total
Local Transportation Fund Expenditures					
Administration					
County Auditor PUC 99233.1	\$ —	\$ —	\$ —	\$ 11,000	\$ 971,223
TPA PUC 99233.1	—	—	—	425,000	13,240,139
Planning					
PUC 99233.2	—	—	—	544,000	14,805,213
PUC 99233.5(a)	—	—	—	—	1,912,293
PUC 99233.5(b)	—	—	—	—	6,738,750
Pedestrian and Bicycle Facilities					
PUC 99233.3, 99234	22,702	3,967	—	481,800	14,385,601
Rail Service					
PUC 99233.4, 99234.9	—	—	—	400,000	438,632
Article 4.5					
Community Transit Services					
PUC 99233.7, 99275	—	—	—	—	14,145,534
Article 4					
Planning PUC 99262	—	—	—	—	10,166,042
Transit PUC 99260(a)	—	—	—	5,041,207	909,639,858
Joint Powers Agencies PUC 99260.7	—	—	—	—	2,312,709
Railroad Corporations PUC 99260.5(a)	—	—	—	—	—
Other	—	—	—	—	397,980
Article 8					
Streets and Roads PUC 99400(a)	3,753,866	2,353,083	—	16,997,723	97,414,842
Pedestrians and Bicycles PUC 99400(a)	—	—	—	—	568,013
General Public PUC 99400(c)	—	1,552,558	—	3,256,670	43,729,348
Elderly and Handicapped PUC 99400(c)	—	—	—	—	4,222,676
Planning Contributions PUC 99402	—	—	—	—	3,736,017
Multimodal Terminal PUC 99400.5	—	—	—	—	693,905
Other	—	—	—	—	6,862,697
Total LTF Expenditures	\$ 3,776,568	\$ 3,909,608	\$ —	\$ 27,157,400	\$ 1,146,381,472
State Transit Assistance Fund Expenditures					
Article 4					
Operating Costs CCR 6730(a)	\$ —	\$ —	\$ —	\$ —	\$ 75,935,341
Capital Costs CCR 6730(b)	—	—	—	—	32,126,699
Rail Services Subsidy CCR 6730(c)	—	—	—	—	27,221,000
Specialized Services CCR 6731(c)	—	—	—	—	2,313,823
Other	—	—	—	—	17,475
Article 8					
AMTRAK CCR 6731(a)	—	—	—	—	—
General Public CCR 6731(b)	—	—	—	—	6,261,529
Elderly and Handicapped CCR 6731(b)	—	—	—	—	2,273,324
Other	—	—	—	—	—
Other Expenditures					
Other Expenditures	—	—	105,000	2,426,308	4,073,566
Community Transit Services					
CCR 6730(d), 6731(d), and 6731.1	—	—	—	—	3,521,314
Total STAF Expenditures	\$ —	\$ —	\$ 105,000	\$ 2,426,308	\$ 153,744,071

**Table 7. Transportation Planning Agencies Annual Report — Fiscal Year 2001-02
Special Taxing Authorities Local Sales Tax and Revenue Bond Expenditures by Purpose**

	Alameda County Transportation Authority	Alameda County Transportation Improvement Authority	Contra Costa Transportation Authority	Fresno County Transportation Authority
Expenditures				
Administration	\$ 862,121	\$ 1,779,368	\$ 2,647,000	\$ 1,321,728
Streets and Roads	13,775,440	4,761,150	11,730,000	—
Pedestrians and Bicycles	—	1,065,622	230,000	—
Rail Projects	—	451,566	—	—
Public Transit	8,467,158	4,261,623	3,214,000	—
Paratransit	1,104,221	2,227,600	1,696,000	—
Capital Projects	49,971,902	2,910,104	42,954,000	9,819,378
Debt Service	31,427,442	—	29,212,000	12,835,113
Air Pollution	—	—	—	—
Contributions to Other Agencies	—	—	2,043,000	10,394,869
All Other	—	—	—	—
Total Expenditures	\$ 105,608,284	\$ 17,457,033	\$ 93,726,000	\$ 34,371,088
	Imperial County Local Transportation Authority	Imperial Valley Association of Governments	Los Angeles County Metropolitan Transportation Authority	Madera County Transportation Authority
Expenditures				
Administration	\$ 135,739	\$ 135,736	\$ 41,095,882	\$ 87,532
Streets and Roads	6,840,803	6,840,803	12,655,921	2,941,039
Pedestrians and Bicycles	—	—	—	—
Rail Projects	—	—	100,288,293	—
Public Transit	—	—	784,140,806	—
Paratransit	—	—	6,211,749	—
Capital Projects	—	—	—	—
Debt Service	—	—	236,392,078	—
Air Pollution	—	—	—	—
Contributions to Other Agencies	—	—	—	—
All Other	—	—	30,483,450	—
Total Expenditures	\$ 6,976,542	\$ 6,976,539	\$ 1,211,268,179	\$ 3,028,571
	Orange County Transportation Authority	Riverside County Transportation Commission	Sacramento County Transportation Authority	San Bernardino Associated Governments
Expenditures				
Administration	\$ 4,703,016	\$ 2,936,157	\$ 2,596,713	\$ 2,669,710
Streets and Roads	63,759,282	36,983,991	49,890,245	84,899,477
Pedestrians and Bicycles	—	612,268	1,675,000	—
Rail Projects	8,072,875	5,306,000	4,694,900	—
Public Transit	—	35,935,774	26,432,780	—
Paratransit	175,282	6,403,783	1,997,075	—
Capital Projects	62,639,180	23,071,578	—	20,326,836
Debt Service	85,711,072	35,545,895	720,000	39,979,674
Air Pollution	—	—	1,314,000	—
Contributions to Other Agencies	—	—	—	25,241,974
All Other	79,032,973	1,665,656	—	27,480,140
Total Expenditures	\$ 304,093,680	\$ 148,461,102	\$ 89,320,713	\$ 200,597,811

Table 7. Transportation Planning Agencies Annual Report — Fiscal Year 2001-02 — (continued)
Special Taxing Authorities Local Sales Tax and Revenue Bond Expenditures by Purpose

	San Diego Association of Governments	San Francisco County Transportation Authority	San Joaquin County Council of Governments	San Mateo County Transportation Authority
Expenditures				
Administration	\$ 2,659,788	\$ 6,273,543	\$ 1,328,616	\$ 600,179
Streets and Roads	73,039,729	32,074,056	14,914,746	—
Pedestrians and Bicycles	1,627,238	1,477,921	—	—
Rail Projects	—	44,191,411	8,066,962	—
Public Transit	17,299,090	9,661,000	—	623,100
Paratransit	—	—	—	2,045,800
Capital Projects	—	—	—	30,138,285
Debt Service	—	—	1,677,657	9,260,500
Air Pollution	—	—	—	—
Contributions to Other Agencies	340,000	—	—	11,432,198
All Other	—	1,314,101	11,890,071	—
Total Expenditures	\$ 94,965,845	\$ 94,992,032	\$ 37,878,052	\$ 54,100,062
	Santa Barbara County Association of Governments	State Total		
Expenditures				
Administration	613,077	72,445,905		
Streets and Roads	30,003,120	445,109,802		
Pedestrians and Bicycles	—	6,688,049		
Rail Projects	—	171,072,007		
Public Transit	—	890,035,331		
Paratransit	121,108	21,982,618		
Capital Projects	—	241,831,263		
Debt Service	4,610,256	487,371,687		
Air Pollution	—	1,314,000		
Contributions to Other Agencies	—	49,452,041		
All Other	—	151,866,391		
Total Expenditures	35,347,561	2,539,169,094		

Table 8. Transportation Planning Agencies Annual Report — Fiscal Year 2001-02
Service Authorities for Freeway Emergencies Balance Sheets
and Statements of Revenues, Expenditures, and Changes in Fund Balance

	Metropolitan Transportation Commission	Del Norte County Local Transportation Commission	Glenn County Local Transportation Commission	Humboldt County Association of Governments
Balance Sheets				
Assets				
Cash and Investments	\$ 15,230,287	\$ 37,087	\$ 9,525	\$ 637,928
Accounts Receivable	—	3,913	—	—
Interest Receivable	69,182	—	—	—
Due From Other Funds	824,321	—	—	—
Due From Other Agencies	8,326,061	—	—	—
Other Assets	1,461,413	—	—	—
Total Assets	\$ 25,911,264	\$ 41,000	\$ 9,525	\$ 637,928
Liabilities				
Accounts Payable	\$ 774,610	\$ 362	\$ —	\$ —
Due to Other Funds	—	19,309	—	—
Due to Other Agencies	—	—	—	—
Other Liabilities	98,908	—	—	—
Total Liabilities	\$ 873,518	\$ 19,671	\$ —	\$ —
Fund Equity				
Retained Earnings	\$ —	\$ —	\$ —	\$ —
Fund Balance				
Reserved	1,269,662	—	—	—
Unreserved Designated	—	—	—	—
Unreserved Undesignated	23,768,084	21,329	9,525	637,928
Total Fund Equity	\$ 25,037,746	\$ 21,329	\$ 9,525	\$ 637,928
Total Liabilities and Equity	\$ 25,911,264	\$ 41,000	\$ 9,525	\$ 637,928
Statements of Revenues, Expenditures and Changes in Fund Balance				
Revenues				
Vehicle Registration Fees	\$ 5,897,408	\$ 23,080	\$ —	\$ 129,623
Interest	464,496	707	375	28,788
Other/Miscellaneous	6,473,376	—	—	—
Total Revenues	\$ 12,835,280	\$ 23,787	\$ 375	\$ 158,411
Expenditures				
Salaries, Wages and Benefits	\$ —	\$ —	\$ —	\$ —
Services and Supplies	8,516,015	49,541	—	73,950
Interest	—	—	—	—
Debt Service Principal Payments	—	—	—	—
Capital Outlay	—	—	—	—
All Other	2,499,247	—	—	—
Total Expenditures	\$ 11,015,262	\$ 49,541	\$ —	\$ 73,950
Excess (Deficiency) of Revenues Over (Under) Expenditures	\$ 1,820,018	\$ (25,754)	\$ 375	\$ 84,461
Other Sources and (Uses)	\$ —	\$ —	\$ —	\$ —
Excess (Deficiency) of Revenues and Other Sources Over (Under) Expenditures and Other (Uses)	\$ 1,820,018	\$ (25,754)	\$ 375	\$ 84,461
Equity, Beginning of Year	\$ 23,217,728	\$ 66,301	\$ 9,150	\$ 553,467
Prior Year Adjustments	—	(19,218)	—	—
Equity, End of Year	\$ 25,037,746	\$ 21,329	\$ 9,525	\$ 637,928

Table 8. Transportation Planning Agencies Annual Report — Fiscal Year 2001-02 — (continued)
Service Authorities for Freeway Emergencies Balance Sheets
and Statements of Revenues, Expenditures, and Changes in Fund Balance

	Imperial Valley Association of Governments	Kern Council of Governments	Lake County/City Council of Governments	Los Angeles County Metropolitan Transportation Authority
Balance Sheets				
Assets				
Cash and Investments	\$ 736,662	\$ 1,371,197	\$ 331,199	\$ 29,201,968
Accounts Receivable	—	—	12,431	—
Interest Receivable	5,230	—	2,548	260,613
Due From Other Funds	—	—	—	—
Due From Other Agencies	—	105,942	—	—
Other Assets	—	129,502	—	—
Total Assets	\$ 741,892	\$ 1,606,641	\$ 346,178	\$ 29,462,581
Liabilities				
Accounts Payable	\$ 755	\$ 64,667	\$ —	\$ 2,017,107
Due to Other Funds	3,516	5,854	—	—
Due to Other Agencies	—	—	—	—
Other Liabilities	—	—	—	—
Total Liabilities	\$ 4,271	\$ 70,521	\$ —	\$ 2,017,107
Fund Equity				
Retained Earnings	\$ —	\$ 1,536,120	\$ —	\$ —
Fund Balance				
Reserved	—	—	—	3,757,984
Unreserved Designated	—	—	—	23,687,490
Unreserved Undesignated	737,621	—	346,178	—
Total Fund Equity	\$ 737,621	\$ 1,536,120	\$ 346,178	\$ 27,445,474
Total Liabilities and Equity	\$ 741,892	\$ 1,606,641	\$ 346,178	\$ 29,462,581
Statements of Revenues, Expenditures and Changes in Fund Balance				
Revenues				
Vehicle Registration Fees	\$ 123,454	\$ 545,370	\$ 71,512	\$ 6,996,246
Interest	24,891	43,639	9,102	1,269,583
Other/Miscellaneous	—	9,297	—	—
Total Revenues	\$ 148,345	\$ 598,306	\$ 80,614	\$ 8,265,829
Expenditures				
Salaries, Wages and Benefits	\$ —	\$ —	\$ —	\$ 5,366,271
Services and Supplies	74,175	327,771	—	—
Interest	—	—	—	—
Debt Service Principal Payments	—	—	—	—
Capital Outlay	—	—	—	—
All Other	—	156,395	39,164	—
Total Expenditures	\$ 74,175	\$ 484,166	\$ 39,164	\$ 5,366,271
Excess (Deficiency) of Revenues Over (Under) Expenditures	\$ 74,170	\$ 114,140	\$ 41,450	\$ 2,899,558
Other Sources and (Uses)	\$ —	\$ —	\$ —	\$ —
Excess (Deficiency) of Revenues and Other Sources Over (Under) Expenditures and Other (Uses)	\$ 74,170	\$ 114,140	\$ 41,450	\$ 2,899,558
Equity, Beginning of Year	\$ 663,451	\$ 1,421,980	\$ 304,727	\$ 24,547,000
Prior Year Adjustments	—	—	1	(1,084)
Equity, End of Year	\$ 737,621	\$ 1,536,120	\$ 346,178	\$ 27,445,474

Table 8. Transportation Planning Agencies Annual Report — Fiscal Year 2001-02 — (continued)
Service Authorities for Freeway Emergencies Balance Sheets
and Statements of Revenues, Expenditures, and Changes in Fund Balance

	Mendocino Council of Governments	Merced County Association of Governments	Transportation Agency for Monterey County	Orange County Transportation Authority
Balance Sheets				
Assets				
Cash and Investments	\$ 479,378	\$ 323,853	\$ 300,384	\$ 9,073,137
Accounts Receivable	—	—	—	—
Interest Receivable	—	—	—	106,000
Due From Other Funds	—	—	—	—
Due From Other Agencies	—	—	—	598,948
Other Assets	—	—	—	2,129
Total Assets	\$ 479,378	\$ 323,853	\$ 300,384	\$ 9,780,214
Liabilities				
Accounts Payable	\$ —	\$ —	\$ —	\$ 896,636
Due to Other Funds	—	—	—	—
Due to Other Agencies	—	—	—	—
Other Liabilities	—	—	—	—
Total Liabilities	\$ —	\$ —	\$ —	\$ 896,636
Fund Equity				
Retained Earnings	\$ —	\$ —	\$ —	\$ —
Fund Balance				
Reserved	—	—	300,384	8,883,578
Unreserved Designated	—	323,853	—	—
Unreserved Undesignated	479,378	—	—	—
Total Fund Equity	\$ 479,378	\$ 323,853	\$ 300,384	\$ 8,883,578
Total Liabilities and Equity	\$ 479,378	\$ 323,853	\$ 300,384	\$ 9,780,214
Statements of Revenues, Expenditures and Changes in Fund Balance				
Revenues				
Vehicle Registration Fees	\$ 98,900	\$ 143,990	\$ 329,138	\$ 2,362,217
Interest	10,486	9,473	3,938	586,227
Other/Miscellaneous	—	—	—	2,630,024
Total Revenues	\$ 109,386	\$ 153,463	\$ 333,076	\$ 5,578,468
Expenditures				
Salaries, Wages and Benefits	\$ —	\$ —	\$ 43,640	\$ —
Services and Supplies	17,915	—	37,912	5,472,879
Interest	—	—	—	—
Debt Service Principal Payments	—	—	—	—
Capital Outlay	—	—	520,937	—
All Other	—	—	—	—
Total Expenditures	\$ 17,915	\$ —	\$ 602,489	\$ 5,472,879
Excess (Deficiency) of Revenues Over (Under) Expenditures	\$ 91,471	\$ 153,463	\$ (269,413)	\$ 105,589
Other Sources and (Uses)	\$ —	\$ (92,300)	\$ —	\$ —
Excess (Deficiency) of Revenues and Other Sources Over (Under) Expenditures and Other (Uses)	\$ 91,471	\$ 61,163	\$ (269,413)	\$ 105,589
Equity, Beginning of Year	\$ 406,459	\$ 262,689	\$ 565,557	\$ 8,777,989
Prior Year Adjustments	(18,552)	1	4,240	—
Equity, End of Year	\$ 479,378	\$ 323,853	\$ 300,384	\$ 8,883,578

Table 8. Transportation Planning Agencies Annual Report — Fiscal Year 2001-02 — (continued)
Service Authorities for Freeway Emergencies Balance Sheets
and Statements of Revenues, Expenditures, and Changes in Fund Balance

	Riverside County Transportation Commission	Sacramento Area Council of Governments	Council of San Benito County Governments	San Bernardino Associated Governments
Balance Sheets				
Assets				
Cash and Investments	\$ 2,051,679	\$ 2,204,121	\$ 92,907	\$ 1,403,367
Accounts Receivable	224,607	187,224	—	—
Interest Receivable	4,538	27,845	—	—
Due From Other Funds	—	—	—	—
Due From Other Agencies	—	—	—	337,752
Other Assets	—	2,851,726	—	—
Total Assets	\$ 2,280,824	\$ 5,270,916	\$ 92,907	\$ 1,741,119
Liabilities				
Accounts Payable	\$ 147,828	\$ 66,961	\$ 1,978	\$ 88,116
Due to Other Funds	34,817	—	95,000	267,308
Due to Other Agencies	—	—	—	—
Other Liabilities	2,540	—	—	—
Total Liabilities	\$ 185,185	\$ 66,961	\$ 96,978	\$ 355,424
Fund Equity				
Retained Earnings	\$ —	\$ —	\$ —	\$ —
Fund Balance				
Reserved	—	2,911,726	—	—
Unreserved Designated	2,095,639	—	—	—
Unreserved Undesignated	—	2,292,229	(4,071)	1,385,695
Total Fund Equity	\$ 2,095,639	\$ 5,203,955	\$ (4,071)	\$ 1,385,695
Total Liabilities and Equity	\$ 2,280,824	\$ 5,270,916	\$ 92,907	\$ 1,741,119
Statements of Revenues, Expenditures and Changes in Fund Balance				
Revenues				
Vehicle Registration Fees	\$ 1,288,655	\$ 2,041,321	\$ 51,434	\$ 1,361,485
Interest	81,287	72,102	3,337	3,097
Other/Miscellaneous	6,506	88,249	1,111	229,020
Total Revenues	\$ 1,376,448	\$ 2,201,672	\$ 55,882	\$ 1,593,602
Expenditures				
Salaries, Wages and Benefits	\$ 105,631	\$ —	\$ —	\$ 74,116
Services and Supplies	1,523,905	1,877,562	89,557	1,084,149
Interest	—	—	—	—
Debt Service Principal Payments	—	—	—	—
Capital Outlay	4,076	—	—	—
All Other	—	—	—	—
Total Expenditures	\$ 1,633,612	\$ 1,877,562	\$ 89,557	\$ 1,158,265
Excess (Deficiency) of Revenues Over (Under) Expenditures	\$ (257,164)	\$ 324,110	\$ (33,675)	\$ 435,337
Other Sources and (Uses)	\$ (215,677)	\$ —	\$ —	\$ (197,246)
Excess (Deficiency) of Revenues and Other Sources Over (Under) Expenditures and Other (Uses)	\$ (472,841)	\$ 324,110	\$ (33,675)	\$ 238,091
Equity, Beginning of Year	\$ 2,568,480	\$ 4,879,845	\$ 29,604	\$ 1,147,604
Prior Year Adjustments	—	—	—	—
Equity, End of Year	\$ 2,095,639	\$ 5,203,955	\$ (4,071)	\$ 1,385,695

Table 8. Transportation Planning Agencies Annual Report — Fiscal Year 2001-02 — (continued)
Service Authorities for Freeway Emergencies Balance Sheets
and Statements of Revenues, Expenditures, and Changes in Fund Balance

	San Luis Obispo Area Council of Governments	Santa Barbara County Association of Governments	Santa Cruz County Transportation Commission	Ventura County Transportation Commission
Balance Sheets				
Assets				
Cash and Investments	\$ 251,513	\$ 504,509	\$ 478,946	\$ 3,044,112
Accounts Receivable	—	—	—	251,092
Interest Receivable	—	4,744	—	—
Due From Other Funds	108,853	—	—	—
Due From Other Agencies	—	59,363	40,331	—
Other Assets	—	—	—	—
Total Assets	\$ 360,366	\$ 568,616	\$ 519,277	\$ 3,295,204
Liabilities				
Accounts Payable	\$ —	\$ 26,446	\$ 4,548	\$ 377,407
Due to Other Funds	—	2,954	12,552	—
Due to Other Agencies	100,000	—	4,293	—
Other Liabilities	—	—	—	—
Total Liabilities	\$ 100,000	\$ 29,400	\$ 21,393	\$ 377,407
Fund Equity				
Retained Earnings	\$ —	\$ —	\$ —	\$ —
Fund Balance				
Reserved	—	3,599	—	—
Unreserved Designated	260,366	—	—	—
Unreserved Undesignated	—	535,617	497,884	2,917,797
Total Fund Equity	\$ 260,366	\$ 539,216	\$ 497,884	\$ 2,917,797
Total Liabilities and Equity	\$ 360,366	\$ 568,616	\$ 519,277	\$ 3,295,204
Statements of Revenues, Expenditures and Changes in Fund Balance				
Revenues				
Vehicle Registration Fees	\$ 250,628	\$ 341,759	\$ 230,697	\$ 680,993
Interest	10,815	21,356	14,519	86,072
Other/Miscellaneous	—	—	2,095	473,392
Total Revenues	\$ 261,443	\$ 363,115	\$ 247,311	\$ 1,240,457
Expenditures				
Salaries, Wages and Benefits	\$ —	\$ 18,881	\$ 54,124	\$ —
Services and Supplies	162,845	236,875	70,851	1,239,431
Interest	—	—	821	—
Debt Service Principal Payments	—	—	31,557	—
Capital Outlay	—	31,578	—	—
All Other	—	—	—	—
Total Expenditures	\$ 162,845	\$ 287,334	\$ 157,353	\$ 1,239,431
Excess (Deficiency) of Revenues Over (Under) Expenditures	\$ 98,598	\$ 75,781	\$ 89,958	\$ 1,026
Other Sources and (Uses)	\$ —	\$ —	\$ —	\$ —
Excess (Deficiency) of Revenues and Other Sources Over (Under) Expenditures and Other (Uses)	\$ 98,598	\$ 75,781	\$ 89,958	\$ 1,026
Equity, Beginning of Year	\$ 161,768	\$ 463,435	\$ 407,926	\$ 2,916,771
Prior Year Adjustments	—	—	—	—
Equity, End of Year	\$ 260,366	\$ 539,216	\$ 497,884	\$ 2,917,797

Table 8. Transportation Planning Agencies Annual Report — Fiscal Year 2001-02 — (continued)
Service Authorities for Freeway Emergencies Balance Sheets
and Statements of Revenues, Expenditures, and Changes in Fund Balance

	State Total	
Balance Sheets		
Assets		
Cash and Investments	\$	67,763,759
Accounts Receivable		679,267
Interest Receivable		480,700
Due From Other Funds		933,174
Due From Other Agencies		9,468,397
Other Assets		4,444,770
Total Assets	\$	83,770,067
Liabilities		
Accounts Payable	\$	4,467,421
Due to Other Funds		441,310
Due to Other Agencies		104,293
Other Liabilities		101,448
Total Liabilities	\$	5,114,472
Fund Equity		
Retained Earnings	\$	1,536,120
Fund Balance		
Reserved		17,126,933
Unreserved Designated		26,367,348
Unreserved Undesignated		33,625,194
Total Fund Equity	\$	78,655,595
Total Liabilities and Equity	\$	83,770,067
Statements of Revenues, Expenditures and Changes in Fund Balance		
Revenues		
Vehicle Registration Fees	\$	22,967,910
Interest		2,744,290
Other/Miscellaneous		9,913,070
Total Revenues	\$	35,625,270
Expenditures		
Salaries, Wages and Benefits	\$	5,662,663
Services and Supplies		20,855,333
Interest		821
Debt Service Principal Payments		31,557
Capital Outlay		556,591
All Other		2,694,806
Total Expenditures	\$	29,801,771
Excess (Deficiency) of Revenues Over (Under) Expenditures	\$	5,823,499
Other Sources and (Uses)	\$	(505,223)
Excess (Deficiency) of Revenues and Other Sources Over (Under) Expenditures and Other (Uses)	\$	5,318,276
Equity, Beginning of Year	\$	73,371,931
Prior Year Adjustments		(34,612)
Equity, End of Year	\$	78,655,595

Table 9. Transportation Planning Agencies Annual Report — Fiscal Year 2001-02
Summary of Changes in Agency Bonds and Other Long-Term Debt

Type of Indebtedness by Agency and Year Authorized	Principal Amount Unmatured Beginning of the Fiscal Year	Adjustments and Amount Deceased	Principal Amount Issued During the Fiscal Year	Principal Amount Matured During the Fiscal Year	Principal Amount Unmatured End of the Fiscal Year
Alameda Corridor Transportation Authority					
Other Loan 1998	\$ 400,000,000	\$ —	\$ —	\$ —	\$ 400,000,000
Other Loan 1998	80,459,411	28,858,030	—	—	109,317,441
Revenue Bond 1999	25,165,000	—	—	—	25,165,000
Revenue Bond 1999	145,635,000	—	—	—	145,635,000
Revenue Bond 1999	497,453,396	—	—	—	497,453,396
Revenue Bond 1999	1,163,147,013	—	—	—	1,163,147,013
Revenue Bond 1999	494,893,617	—	—	—	494,893,617
Total	\$ 2,806,753,437	\$ 28,858,030	\$ —	\$ —	\$ 2,835,611,467
Alameda County Transportation Authority					
Revenue Bond 1992	11,570,000	—	—	11,570,000	—
Revenue Bond 1996	19,355,000	—	—	19,355,000	—
Total	\$ 30,925,000	\$ —	\$ —	\$ 30,925,000	\$ —
Association of Bay Area Governments					
Lease 1998	106,309	—	—	—	106,309
Revenue Bond 1984	1,705,000	—	—	—	1,705,000
Total	\$ 1,811,309	\$ —	\$ —	\$ —	\$ 1,811,309
Association of Monterey Bay Area Governments					
Lease 2001	7,198	—	—	3,959	3,239
Other Loan 2001	47,871	4,817	—	—	52,688
Total	\$ 55,069	\$ 4,817	\$ —	\$ 3,959	\$ 55,927
Contra Costa Transportation Authority					
Revenue Bond 1993	128,905,000	—	—	13,165,000	115,740,000
Revenue Bond 1995	50,480,000	—	—	5,175,000	45,305,000
Revenue Bond 2000	25,000,000	—	—	—	25,000,000
Total	\$ 204,385,000	\$ —	\$ —	\$ 18,340,000	\$ 186,045,000
Foothill Transportation Corridor Agency					
Revenue Bond 1995	179,990,000	—	—	—	179,990,000
Revenue Bond 1999	831,965,000	—	—	—	831,965,000
Revenue Bond 1999	433,572,000	—	25,792,000	—	459,364,000
Revenue Bond 1999	412,019,000	—	25,107,000	—	437,126,000
Total	\$ 1,857,546,000	\$ —	\$ 50,899,000	\$ —	\$ 1,908,445,000
Fresno County Transportation Authority					
Revenue Bond 1998	66,030,000	—	—	9,840,000	56,190,000
Total	\$ 66,030,000	\$ —	\$ —	\$ 9,840,000	\$ 56,190,000
Los Angeles County Metropolitan Transportation Authority					
Certificates of Participation 1991	4,313,000	—	—	843,000	3,470,000
Lease 2000	160,697,000	—	—	3,357,605	157,339,395
Lease 2002	—	—	399,074,707	227,260,783	171,813,924
Lease 2002	—	—	22,250,897	4,987,093	17,263,804
Other Loan 1990	10,593,000	—	—	1,178,311	9,414,689

Table 9. Transportation Planning Agencies Annual Report — Fiscal Year 2001-02 — (continued)
Summary of Changes in Agency Bonds and Other Long-Term Debt

Type of Indebtedness by Agency and Year Authorized	Principal Amount Unmatured Beginning of the Fiscal Year	Adjustments and Amount Deceased	Principal Amount Issued During the Fiscal Year	Principal Amount Matured During the Fiscal Year	Principal Amount Unmatured End of the Fiscal Year
Los Angeles County Metropolitan Transportation Authority — (continued)					
Other Loan 1990	\$ 7,016,199	\$ —	\$ —	\$ —	\$ 7,016,199
Other Loan 1990	870,000	—	—	—	870,000
Other Loan 1991	233,201,000	—	—	45,396,000	187,805,000
Other Loan 1999	67,335,000	—	—	—	67,335,000
Other Loan 1999	100,720,000	—	—	—	100,720,000
Other Loan 2002	—	—	77,608,939	—	77,608,939
Revenue Bond 1990	11,084,000	—	—	1,118,000	9,966,000
Revenue Bond 1991	267,341,000	—	—	—	267,341,000
Revenue Bond 1991	5,560,000	(5,560,000)	—	—	—
Revenue Bond 1992	98,700,000	—	—	—	98,700,000
Revenue Bond 1992	50,900,000	—	—	—	50,900,000
Revenue Bond 1992	79,120,000	—	—	—	79,120,000
Revenue Bond 1992	69,690,000	—	—	—	69,690,000
Revenue Bond 1993	9,445,000	—	—	—	9,445,000
Revenue Bond 1993	21,665,000	—	—	840,000	20,825,000
Revenue Bond 1993	200,710,000	—	—	—	200,710,000
Revenue Bond 1993	543,160,000	—	—	—	543,160,000
Revenue Bond 1993	284,935,000	—	—	—	284,935,000
Revenue Bond 1995	240,660,000	—	—	—	240,660,000
Revenue Bond 1996	22,155,000	—	—	—	22,155,000
Revenue Bond 1996	23,925,000	—	—	—	23,925,000
Revenue Bond 1996	16,565,000	—	—	—	16,565,000
Revenue Bond 1996	185,735,000	—	—	—	185,735,000
Revenue Bond 1996	18,505,000	—	—	—	18,505,000
Revenue Bond 1997	250,605,000	—	—	—	250,605,000
Revenue Bond 1998	219,710,000	—	—	—	219,710,000
Revenue Bond 1998	15,190,000	—	—	—	15,190,000
Revenue Bond 1999	160,205,000	—	—	—	160,205,000
Revenue Bond 1999	135,115,000	—	—	—	135,115,000
Revenue Bond 1999	120,940,000	—	—	—	120,940,000
Revenue Bond 1999	170,100,000	—	—	—	170,100,000
Revenue Bond 2000	159,520,000	—	—	—	159,520,000
Revenue Bond 2001	55,685,000	—	—	—	55,685,000
Revenue Bond 2001	191,215,000	—	—	—	191,215,000
Total	\$ 4,212,885,199	\$ (5,560,000)	\$ 498,934,543	\$ 284,980,792	\$ 4,421,278,950
Merced County Association of Governments					
Other Loan 1998	163,179	—	—	26,972	136,207
Other Loan 2000	136,839	23,996	—	—	160,835
Total	\$ 300,018	\$ 23,996	\$ —	\$ 26,972	\$ 297,042
Orange County Transportation Authority					
Revenue Bond 1992	262,220,000	(18,805,000)	—	26,135,000	217,280,000
Revenue Bond 1994	136,550,000	(48,400,000)	—	10,600,000	77,550,000
Revenue Bond 1997	57,470,000	—	—	10,000	57,460,000
Revenue Bond 1998	206,560,000	—	—	14,820,000	191,740,000

Table 9. Transportation Planning Agencies Annual Report — Fiscal Year 2001-02 — (continued)
Summary of Changes in Agency Bonds and Other Long-Term Debt

Type of Indebtedness by Agency and Year Authorized	Principal Amount Unmatured Beginning of the Fiscal Year	Adjustments and Amount Defeased	Principal Amount Issued During the Fiscal Year	Principal Amount Matured During the Fiscal Year	Principal Amount Unmatured End of the Fiscal Year
Orange County Transportation Authority — (continued)					
Revenue Bond 2001	\$ —	\$ —	\$ 67,335,000	\$ —	\$ 67,335,000
Total	\$ 662,800,000	\$ (67,205,000)	\$ 67,335,000	\$ 51,565,000	\$ 611,365,000
Riverside County Transportation Commission					
Other Loan 1992	117,431	—	—	54,835	62,596
Revenue Bond 1991	6,491,447	452,280	—	—	6,943,727
Revenue Bond 1993	81,765,000	—	—	8,410,000	73,355,000
Revenue Bond 1996	59,770,000	—	—	7,305,000	52,465,000
Revenue Bond 1997	9,640,000	—	—	1,050,500	8,589,500
Revenue Bond 1997	35,025,000	—	—	3,724,500	31,300,500
Revenue Bond 2000	32,850,000	—	—	3,520,000	29,330,000
Total	\$ 225,658,878	\$ 452,280	\$ —	\$ 24,064,835	\$ 202,046,323
San Bernardino Associated Governments					
Revenue Bond 1992	12,270,000	—	—	5,955,000	6,315,000
Revenue Bond 1993	35,065,000	(6,380,000)	—	6,670,000	22,015,000
Revenue Bond 1996	44,790,000	—	—	4,030,000	40,760,000
Revenue Bond 1997	62,730,000	—	—	825,000	61,905,000
Revenue Bond 2001	85,000,000	—	—	7,980,000	77,020,000
Revenue Bond 2001	47,020,000	—	—	415,000	46,605,000
Total	\$ 286,875,000	\$ (6,380,000)	\$ —	\$ 25,875,000	\$ 254,620,000
San Diego Association of Governments					
Other Loan 1991	—	62,000,000	4,200,000	—	66,200,000
Revenue Bond 1992	81,870,000	—	—	10,125,000	71,745,000
Revenue Bond 1993	141,185,000	—	—	12,470,000	128,715,000
Revenue Bond 1994	126,400,000	—	—	20,200,000	106,200,000
Revenue Bond 1996	124,275,000	—	—	15,145,000	109,130,000
Total	\$ 473,730,000	\$ 62,000,000	\$ 4,200,000	\$ 57,940,000	\$ 481,990,000
San Diego Metropolitan Transit Development Board					
Certificates of Participation 2000	9,665,000	—	—	3,005,000	6,660,000
Lease 1989	15,878,740	(13)	—	—	15,878,727
Lease 1989	10,777,563	(10,777,563)	10,204,656	—	10,204,656
Lease 1995	39,469,715	(2)	—	—	39,469,713
Lease 1995	89,094,332	—	368,720	3,054,800	86,408,252
Total	\$ 164,885,350	\$ (10,777,578)	\$ 10,573,376	\$ 6,059,800	\$ 158,621,348
San Gabriel Valley Council of Governments					
Other Loan 1999	2,000,000	—	—	—	2,000,000
Total	\$ 2,000,000	\$ —	\$ —	\$ —	\$ 2,000,000
San Joaquin County Council of Governments					
Other Loan 1996	89,000,000	—	—	—	89,000,000
Total	\$ 89,000,000	\$ —	\$ —	\$ —	\$ 89,000,000
San Joaquin Transportation Corridor Agency					

Table 9. Transportation Planning Agencies Annual Report — Fiscal Year 2001-02 — (continued)
Summary of Changes in Agency Bonds and Other Long-Term Debt

Type of Indebtedness by Agency and Year Authorized	Principal Amount Unmatured Beginning of the Fiscal Year	Adjustments and Amount Defeased	Principal Amount Issued During the Fiscal Year	Principal Amount Matured During the Fiscal Year	Principal Amount Unmatured End of the Fiscal Year
San Joaquin Transportation Corridor Agency — (continued)					
Revenue Bond 1993	\$ 220,180,000	\$ —	\$ —	\$ —	\$ 220,180,000
Revenue Bond 1997	497,731,000	—	28,831,000	—	526,562,000
Revenue Bond 1997	604,885,000	—	—	—	604,885,000
Revenue Bond 1997	473,911,000	—	25,361,000	14,105,000	485,167,000
Total	\$ 1,796,707,000	\$ —	\$ 54,192,000	\$ 14,105,000	\$ 1,836,794,000
San Mateo County Transportation Authority					
Other Loan 1994	3,450,000	—	—	—	3,450,000
Other Loan 1997	468,919	68,645	—	—	537,564
Other Loan 2001	—	884,000	—	—	884,000
Revenue Bond 1997	—	54,755,000	—	6,890,000	47,865,000
Total	\$ 3,918,919	\$ 55,707,645	\$ —	\$ 6,890,000	\$ 52,736,564
Santa Barbara County Association of Governments					
Other Loan 1993	68,980	(53,022)	—	—	15,958
Revenue Bond 1993	32,870,000	—	—	3,015,000	29,855,000
Total	\$ 32,938,980	\$ (53,022)	\$ —	\$ 3,015,000	\$ 29,870,958
Santa Cruz County Transportation Commission					
Lease 1988	70,679	(2,823)	—	31,557	36,299
Total	\$ 70,679	\$ (2,823)	\$ —	\$ 31,557	\$ 36,299
Solano County Transportation Authority Congestion Management					
Other Loan 2000	25,705	—	—	—	25,705
Total	\$ 25,705	\$ —	\$ —	\$ —	\$ 25,705
Tahoe Regional Planning Agency					
Lease 1995	138,813	—	—	103,228	35,585
Total	\$ 138,813	\$ —	\$ —	\$ 103,228	\$ 35,585
State Total	\$ 12,919,440,356	\$ 57,068,345	\$ 686,133,919	\$ 533,766,143	\$ 13,128,876,477

Supplemental Information

Notes to Tables

State Controller's Office Publication List

Acknowledgements

Notes to Tables

**Los Angeles County
Metropolitan
Transportation
Authority**

The \$9 million Prior Period/Other Adjustments reported in Table 1 was necessary to include the Service Authority for Freeway Emergencies Fund, which was omitted from Table 1 in the 2000-01 reporting year.

**Orange County
Transportation
Authority**

The \$11 million Prior Period/Other Adjustment reported in Table 1 was due to the reclassification of the Bus Operations fund from a fiduciary fund to an enterprise fund, due to implementation of Governmental Accounting Standards Board Statement No. 34.

**San Bernardino
Associated
Governments**

The \$61 million Prior Period/Other Adjustments reported in Table 1 was due to the recognition of fixed assets not previously recorded in the Local Sales Tax/Other Fiduciary Fund, as part of the implementation of Governmental Accounting Standards Board Statement No. 34 in the 2001-02 reporting year.

State Controller's Office Publication List

Reports published by the California State Controller's Office on local government financial transactions are available from the offices listed below. These reports are also available at www.sco.ca.gov.

Division of Accounting and Reporting

Assessed Valuation Annual Report

Cities Annual Report

Community Redevelopment Agencies Annual Report

Counties Annual Report

Public Retirement Systems Annual Report

School Districts Annual Report

Special Districts Annual Report

Streets and Roads Annual Report

Supplemental Law Enforcement Services Fund Annual Report

Transit Operators and Non-Transit Claimants Annual Report

Transportation Planning Agencies Annual Report

**Mail request to: Division of Accounting and Reporting
Local Government Reporting Section
P.O. Box 942850
Sacramento, CA 94250
Phone: (916) 445-5153**

Division of Audits

Annual Financial Report of California K-12 Schools

**Mail request to: Division of Audits
Financial Audits Bureau
P.O. Box 942850
Sacramento, CA 94250
Phone: (916) 324-8907**

STATE OF CALIFORNIA
Office of the State Controller

Steve Westly
State Controller

Executive Office

Vincent P. Brown
Chief Operating Officer

Division of Accounting and Reporting

John A. Korach
Division Chief

Nancy E. Valle, CPA
Bureau Chief

Local Government Reporting Section

Wayne R. Beck
Section Manager

Staff:

Mike Adams	Greg McComb
Sam Au	Betty Moya
Marilyn Beeby	Tling Ngo
Louis Britton	Perla Nolasco
Theresa Brooks	Traci Owens
Wendy Dear	Leeza Poddyachaya
Ryan Dibble	Ed Smart
Alice Fong	Bob Stonehouse
Heather Hudson	Anita Tomasovich
Susan Kunitake	Barb Williams
Sashi Lal	Sharon Wurst
Gary Marshall	

Editor:

Charlene R. Heinen