



**JOHN CHIANG**  
**California State Controller**

February 4, 2009

**To the Citizens, Governor, and Members  
of the Legislature of the State of California:**

I am pleased to submit the 20<sup>th</sup> edition of the *Transportation Planning Agencies Annual Report*, for the fiscal year ended June 30, 2007. This report offers taxpayers and public officials useful information about how public transportation services are funded in California.

The Transportation Development Act of 1971 (TDA) provides that a portion of the sales tax collected in each county be returned to local entities for public transportation purposes. These funds are allocated by regional transportation planning agencies for services ranging from bus and rail transit to bike paths and street repairs. The data presented in this report indicate how the funds were allocated by planning agencies for these purposes during the 2006-07 fiscal year.

Following are highlights of the financial activities relating to California's transportation planning agencies for the fiscal year ended June 30, 2007:

- Local Transportation Fund (LTF) expenditures for transportation purposes was almost \$1.4 billion in the 2006-07 fiscal year, a \$105 million increase (0.08%) from the 2005-06 fiscal year. This revenue was derived from the ¼ cent of the 7.25 % retail sales tax collected statewide.
- State Transit Assistance Fund (STAF) revenues was \$620 million in the 2006-07 fiscal year, a \$423 million increase (2.15%) from the prior fiscal year. This increase was attributed to higher gasoline prices in 2006 and 2007. STAF revenue was derived from the statewide sales tax on gasoline and diesel fuel.

I would like to thank the officials in local government who assisted in compiling the data presented in this report.

Sincerely,

*Original signed by,*

**JOHN CHIANG**  
California State Controller

# Contents

<b>INTRODUCTION</b> .....	iii
Agencies Allocating TDA Funds .....	iv
Other Transportation Agencies .....	iv
Summary of Financial Transactions .....	iv
LTF and STAF Financial Statements .....	vii
Allocations and Expenditures .....	viii
Special Taxing Authorities .....	xi
Long-Term Debt .....	xi
Service Authorities for Freeway Emergencies .....	xii

## FINANCIAL SECTION

Table 1. Statements of Revenues, Expenditures, and Changes in Fund Balance for All Fund Types .....	1
---	---

### Transportation Development Act Financial Information

Table 2. Local Transportation Funds Balance Sheets and Statements of Revenues, Expenditures and Changes in Fund Balance.....	21
Table 3. State Transit Assistance Funds Balance Sheets and Statements of Revenues, Expenditures and Changes in Fund Balance.....	37
Table 4. Local Transportation Funds Schedule of Apportionments by Areas of Apportionment .....	50
Table 5. Schedule of Allocations by Purpose Regarding the Local Transportation Funds and State Transit Assistance Funds .....	65
Table 6. Schedule of Expenditures by Purpose Regarding the Local Transportation Funds and State Transit Assistance Funds .....	82

**Other Transportation Financial Information**

Table 7.	Special Taxing Authorities Local Sales Tax and Revenue Bond Expenditures by Purpose .....	196
Table 8.	Service Authorities for Freeway Emergencies Balance Sheets and Statements of Revenues, Expenditures and Changes in Fund Balance .....	198
Table 9.	Summary of Changes in Agency Bonds and Other Long-Term Debt .....	203

**SUPPLEMENTAL INFORMATION**

Notes to Tables.....	209
State Controller’s Office Publication List.....	211
Acknowledgements .....	212

---

# Introduction

This publication contains the financial transactions of 95 special districts, 49 of which are transportation planning agencies (TPAs). One agency was inactive in reporting during the 2006-07 fiscal year.<sup>1</sup> The remaining agencies are transportation-related agencies that have transit planning functions or the authority to expend locally raised sales tax revenues on transportation needs. Such agencies include county traffic authorities, county transportation commissions and authorities, and service authorities for freeway emergencies. This publication also provides data on local sales tax expenditures by special taxing authorities, activities for freeway emergencies, and changes in agency long-term debt.

Public Utilities Code (PUC) section 99406, as added by Senate Bill 498, Chapter 673, Statutes of 1987, requires the California State Controller to report to the Legislature on Transportation Development Act (TDA) funds allocated by TPAs for street and road, and transit-operator purposes. TDA provides two major sources of funding for public transportation, the Local Transportation Fund (LTF) and the State Transit Assistance Fund (STAF). Revenues deposited in the LTF are derived from 1/4 cent of the 7.25% retail sales tax collected statewide; the California State Board of Equalization returns the 1/4 cent to each county based on the amount of tax collected in the county. Revenues deposited in the STAF are derived from the statewide sales tax on gasoline and diesel fuel. This reporting requirement is further detailed in California Code of Regulations (CCR) section 6660. This publication also satisfies the financial reporting requirement for California special districts pursuant to Government Code section 12463.1.

This report, together with the State Controller's *Transit Operators and Non-Transit Claimants Annual Report*, provides a comprehensive view of the TDA process. Related information is available in the *Streets and Roads Annual Report*, also published by the State Controller, and the *Transportation Development Act Statutes and California Code of Regulations for 2005*, published by the California State Department of Transportation.

TPAs are responsible for the development of regional transportation plans and the implementation of various TDA provisions. TPAs include councils of governments, associations of governments, local transportation commissions, and agencies formed by special legislation. In addition to TPAs, there are agencies that have a special transit or transportation function, such as joint powers agencies, service authorities for freeway emergencies, and transportation corridor agencies. These special-function agencies are often associated with a TPA. The following paragraphs cite the California statutes under which each type of agency is established.

---

<sup>1</sup> The Lossan Rail Corridor Agency reported no financial transactions or fund balances in the 2006-07 fiscal year.

**Agencies  
Allocating  
TDA Funds**

Associations of governments (AOGs) and councils of governments (COGs) are joint powers agencies created pursuant to Chapter 5 (commencing with section 6500) of Division 7, Title 7, of the Government Code.

County transportation commissions (CTCs) are created pursuant to Chapter 2 (commencing with section 130050) of Division 12 of the Public Utilities Code.

Local transportation commissions (LTCs) are created pursuant to Chapter 2 (commencing with section 29535) of Division 3, Title 3, of the Government Code.

Transit development boards (TDBs) are created pursuant to Chapter 2 (commencing with section 120050) of Division 11 of the Public Utilities Code.

**Other  
Transportation  
Agencies**

Special authorities are created pursuant to Public Utilities Code sections 130000 through 240000. Authorities are responsible for levying, collecting, and allocating sales and use tax monies used for transportation improvement programs.

Service authorities for freeway emergencies (SAFEs) are created pursuant to Chapter 14 (commencing with section 2550) of Division 3 of the Streets and Highways Code, and sections 2421.5 and 9350.1 of the Vehicle Code. Funding for SAFEs is provided from an additional vehicle registration fee of up to \$1 per vehicle on vehicles registered within the participating counties. These monies are apportioned to each SAFE by the California Department of Motor Vehicles.

Joint powers agencies (JPAs) are created pursuant to Government Code Section 6500. JPAs include transportation management authorities, congestion management agencies, and transportation corridor agencies.

Abandoned vehicle authorities (AVAs) are created pursuant to Vehicle Code section 22710. Funding for AVAs is provided by vehicle registration fees. An abandoned vehicle abatement program can be implemented only with the approval of the county and a majority of the cities in the county representing a majority of the incorporated population.

**Summary of  
Financial  
Transactions**

The tables in this publication are organized to provide information regarding the general activities of the agencies, and they conclude with the specific purposes for which agencies expended TDA funds or other monies.

Table 1 shows the combined revenues and expenditures for each agency. The balance sheet statements and statements of revenues and expenditures and changes in fund balance for the LTF and the STAF are shown in Tables 2 and 3, respectively. Table 6 lists the claimants of TDA funds, and Tables 7 and 8 summarize local sales tax and SAFE expenditures.

Figure 1 illustrates the trend in funds distributed from sales and use taxes for LTF and STAF purposes for fiscal years 1997-98 through 2006-07. LTF revenue is allocated by the California State Board of Equalization. The revenues are derived from 1/4 cent of the 7.25% retail sales tax collected statewide. The California State Controller allocates STAF revenue based on population and operator revenues. The amount of LTF and STAF revenues allocated for the 2006-07 fiscal year was \$1,412.9 million and \$623.6 million, respectively.

**Figure 1**  
**LTF and STAF Funding Comparison**  
 (Amounts in millions)

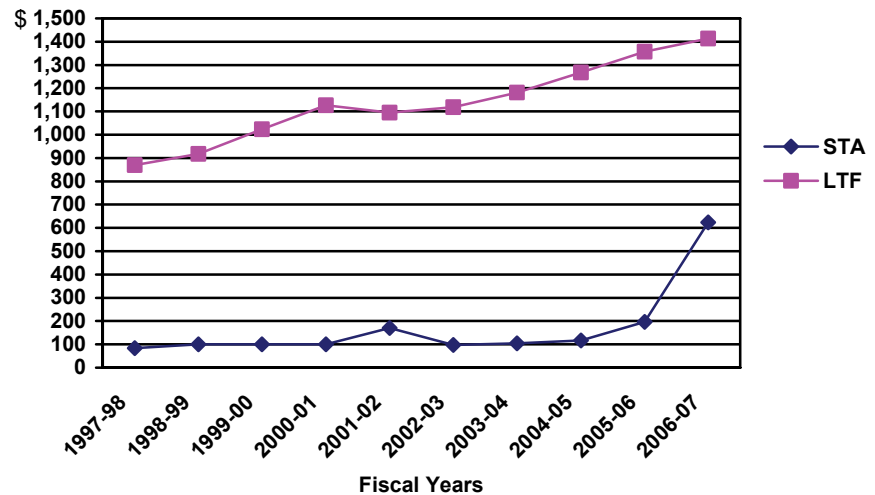


Figure 2 presents the statewide total of revenues, expenditures, and fund equity of all TPAs and related agencies for the 2006-07 fiscal year. At the end of the 2006-07 fiscal year, TPAs had \$1.2 billion in fund equity.

**Figure 2**  
**Transportation Planning Agencies and Special Taxing Authorities**  
**Revenues and Expenditures**

Five-Year Comparison  
(Amounts in thousands)

	2006-07	2005-06	2004-05	2003-04	2002-03
<b>REVENUES</b>					
LTF.....	\$ 1,374,014	\$ 1,357,892	\$ 1,234,326	\$ 1,148,092	\$ 1,084,062
STAF.....	620,531 <sup>1</sup>	197,525	116,520	104,518	99,466
Other Locally Funded Sales Tax.....	2,932,664	2,773,754	2,563,132	2,364,791	1,906,373
Interest.....	435,942	226,436	146,729	64,873	219,560
Federal Grants.....	309,932	304,687	279,306	263,219	489,922
State Grants.....	775,540	659,370	181,472	239,697	258,701
Local Grants.....	673,926	461,668	184,126	304,997	105,516
LTF Allocation.....	81,771	151,907	89,102	87,042	94,255
TDA Allocations Returned.....	4,160	11,844	7,647	7,832	8,000
Other/Miscellaneous.....	683,530	627,303	670,939	586,336	428,330
Developer Fees.....	135,641	220,085	139,236	143,095	38,432
Vehicle Registration Fees.....	33,594	33,326	31,165	31,806	30,621
<b>Total Revenues.....</b>	<b>8,061,245</b>	<b>7,025,797</b>	<b>5,643,700</b>	<b>5,346,298</b>	<b>4,763,238</b>
<b>EXPENDITURES</b>					
LTF Claimants, Planning, and Administration.....	1,408,621	1,303,699	1,206,985	1,147,178	1,118,529
STAF Claimants.....	493,477	177,392	109,647	99,233	109,847
Salaries, Wages, Fringe Benefits.....	327,577	283,508	208,544	193,107	440,315
Services and Supplies.....	1,723,196	1,561,334	1,235,116	682,681	931,215
Interest.....	563,294	491,407	417,556	431,608	593,891
Debt Service Principal Payments.....	262,215	267,453	241,103	233,273	983,674
Capital Outlay.....	391,103	516,130	374,728	219,658	190,985
Fixed Assets.....	16,633	2,744	1,141	11,948	223,631
Depreciation.....	123,680	39,404	38,865	36,400	95,143
All Other.....	1,827,951	1,128,459	959,642	2,387,880	914,938
<b>Total Expenditures.....</b>	<b>7,137,747</b>	<b>5,771,530</b>	<b>4,793,327</b>	<b>5,442,966</b>	<b>5,602,168</b>
<b>Excess (Deficiency) of Revenues Over (Under) Expenditures.....</b>	<b>923,498</b>	<b>1,254,267</b>	<b>850,373</b>	<b>(96,668)</b>	<b>(838,930)</b>
<b>OTHER SOURCES AND (USES)</b>					
Long-Term Debt Proceeds.....	194,179	151,429	30,005	35,791	1,131,069
Operating Transfers In.....	1,124,925	1,160,581	1,085,538	355,719	733,894
Operating Transfers Out.....	(1,124,925)	(1,160,581)	(1,085,538)	(355,719)	(733,894)
Other Sources (Uses).....	(612,879)	(641,778)	(705,617)	(32,858)	(10,870)
<b>Total Other Sources and (Uses).....</b>	<b>(418,700)</b>	<b>(490,349)</b>	<b>(675,612)</b>	<b>2,933</b>	<b>1,120,199</b>
<b>Excess (Deficiency) of Revenue and Other Sources Over (Under) Expenditures and Other Uses.....</b>	<b>504,798</b>	<b>763,918</b>	<b>174,761</b>	<b>(93,375)</b>	<b>281,269</b>
<b>Equity, Beginning of Year.....</b>	<b>732,621</b>	<b>1,595,168</b>	<b>1,399,034</b>	<b>4,660,591</b>	<b>5,748,134</b>
Prior Year Adjustments.....	(21,836) <sup>2</sup>	(1,626,465)	21,373	(3,167,822)	(1,368,812)
<b>Equity, End of Year.....</b>	<b>\$ 1,215,583</b>	<b>\$ 732,621</b>	<b>\$ 1,595,168</b>	<b>\$ 1,399,034</b>	<b>\$ 4,660,591</b>

<sup>1</sup> The increase in the State Transit Assistance Fund allocation is due to a larger amount approved in the 2006-07 fiscal year state budget.

<sup>2</sup> For a discussion of "Prior Year Adjustments" see "Notes to Tables" on page 209.

## LTF and STAF Financial Statements

Figure 3 presents the statewide balance sheet and statement of revenues, expenditures, and changes in fund balance for the LTF and the STAF. The income summary and balance sheet are basic financial statements that, when considered together, reveal the results of the economic events of a period of time. Planning agencies reported \$1,374 million in LTF revenues and \$620.5 million in STAF revenues. In each county, these funds are held by the county auditor-controller and disbursed to claimants based on allocation instructions from each county's TPAs.

**Figure 3**

### Local Transportation Funds and State Transit Assistance Funds Balance Sheet and Statement of Revenues, Expenditures, and Changes in Fund Balance

As of and for the Fiscal Year ended June 30, 2007  
(Amounts in thousands)

<b>ASSETS</b>	<b>LTF</b>	<b>STAF</b>
Cash and Investments .....	\$ 519,246	\$ 237,218
Interest Receivable .....	4,231	2,517
Other Assets .....	79,342	154,899
<b>Total Assets</b> .....	<b>602,819</b>	<b>394,634</b>
<b>LIABILITIES</b>		
Accounts Payable .....	25,597	35,303
Other Liabilities .....	29,715	72,499
<b>Total Liabilities</b> .....	<b>55,312</b>	<b>107,802</b>
<b>EQUITY</b>		
Fund Equity .....	547,507	286,832
<b>Total Liabilities and Equity</b> .....	<b>\$ 602,819</b>	<b>\$ 394,634</b>
<b>REVENUES</b>		
LTF .....	\$ 1,374,014 <sup>1</sup>	\$ —
STAF .....	—	620,531
TDA Allocations Returned .....	4,160	—
Other/Miscellaneous .....	27,177	13,132
<b>Total Revenues</b> .....	<b>1,405,351</b>	<b>633,663</b>
<b>EXPENDITURES</b>		
LTF Claimants, Planning, Administration .....	1,408,621	—
STAF Claimants .....	—	493,477
Other/Miscellaneous .....	—	—
<b>Total Expenditures</b> .....	<b>1,408,621</b>	<b>493,477</b>
<b>Excess (Deficiency) of Revenues</b>		
Over (Under) Expenditures .....	(3,270)	140,186
<b>Other Sources and (Uses)</b> .....		
	—	—
<b>Excess (Deficiency) of Revenue</b>		
<b>and Other Sources Over (Under)</b>		
<b>Expenditures and Other Uses</b> .....	(3,270)	140,186
<b>Equity, Beginning of Year</b> .....	<b>550,336</b>	<b>147,395</b>
Prior Year Adjustments .....	441	(749)
<b>Equity, End of Year</b> .....	<b>\$ 547,507</b>	<b>\$ 286,832</b>

<sup>1</sup> The difference between the LTF amount allocated and the revenue reported is due mainly to a diversion of \$37 million from the Orange County Transportation Authority to the County of Orange under the terms of a joint agreement.



## Allocations and Expenditures

Figures 4 and 5 present by purpose the State total of allocations and expenditures from the LTF and the STAF. In some cases, expenditures exceed allocations because unspent allocations may be carried over to the next fiscal year. The purposes for the allocations of funds listed below follow the priorities defined by TDA statutes. Approximately 88.8% of LTF and STAF monies were made available to public transit operators. Transit operators provide bus, rail, and ferry service throughout California. Statewide, 8.1% of LTF monies were made available for streets and roads, and pedestrian and bicycle projects. Refer to Table 6 for expenditures by purpose for individual claimants.

**Figure 4**

### Local Transportation Fund Allocations and Expenditures

Fiscal Year ended June 30, 2007

(Amounts in thousands)

Public Utilities Code (PUC) Section	Allocations	Expenditures
<b>ADMINISTRATION AND PLANNING</b>		
County Auditor PUC 99233.1.....	\$ 309	\$ 809
TPA PUC 99233.1.....	11,594	12,189
PUC 99233.2.....	15,711	24,958
PUC 99233.5(a).....	812	812
PUC 99233.5(b).....	9,004	8,455
<b>Total Administration and Planning .....</b>	<b>37,430</b>	<b>47,223</b>
<b>PEDESTRIAN AND BICYCLE FACILITIES</b>		
PUC 99233.3, 99234.....	27,133	27,140
<b>RAIL SERVICE</b>		
PUC 99233.4, 99234.9 .....	19,480	18,027
<b>ARTICLE 4</b>		
Planning PUC 99262.....	6,099	3,556
Transit PUC 99260(a).....	1,114,862	1,090,751
Joint Powers Agencies PUC 99260.7 .....	554	554
Other .....	4,504	2,999
<b>Total Article 4 .....</b>	<b>1,126,019</b>	<b>1,097,860</b>
<b>ARTICLE 4.5</b>		
Community Transit Services		
PUC 99233.7, 99275 .....	26,300	26,126
<b>ARTICLE 8</b>		
Streets and Roads PUC 99400(a).....	122,194	126,890
Pedestrians and Bicycles PUC 99400(a).....	1,790	709
General Public PUC 99400(c).....	50,290	49,715
Elderly and Handicapped PUC 99400(c).....	3,194	3,227
Planning Contributions PUC 99402 .....	4,078	4,679
Multimodal Terminal PUC 99400.5 .....	—	—
Other .....	5,989	7,025
<b>Total Article 8 .....</b>	<b>187,535</b>	<b>192,245</b>
<b>Total LTF .....</b>	<b>\$ 1,423,897</b>	<b>\$ 1,408,621</b>

**Figure 5**

**State Transit Assistance Fund Allocations and Expenditures**

Fiscal Year ended June 30, 2007  
(Amounts in thousands)

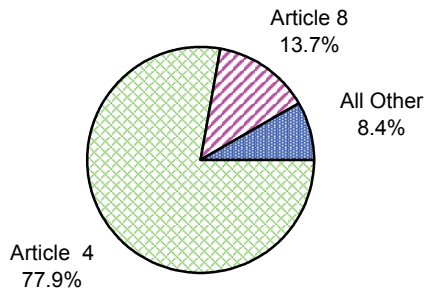
California Code of Regulations (CCR)	Allocations	Expenditures
<b>ARTICLE 4</b>		
Operating Costs CCR 6730(a).....	\$ 253,777	\$ 292,730
Capital Costs CCR 6730(b) .....	97,968	86,061
Rail Services Subsidy CCR 6730(c) .....	86,783	85,075
Specialized Services CCR 6731(b).....	4,164	4,470
Other .....	—	—
<b>Total Article 4 .....</b>	<b>442,692</b>	<b>468,336</b>
<b>ARTICLE 8</b>		
AMTRAK CCR 6731(a).....	—	—
General Public CCR 6731(b) .....	8,109	20,607
Elderly and Handicapped CCR 6731(b).....	1,205	1,311
Other .....	133	134
<b>Total Article 8 .....</b>	<b>9,447</b>	<b>22,052</b>
<b>ALL OTHER</b>		
Other Allocations.....	875	2,816
Community Transit Services CCR 6730(d), 6731(d), and 6731.1.....	274	273
<b>Total Other .....</b>	<b>1,149</b>	<b>3,089</b>
<b>Total STAF .....</b>	<b>\$ 453,288</b>	<b>\$ 493,477</b>

Figures 6 and 7 present LTF and STAF expenditures by category of expenditure for the fiscal year ended June 30, 2007. Figure 8 presents a summary of LTF and STAF expenditures for the past five fiscal years.

**Figure 6**

**Local Transportation Funds Expenditures**

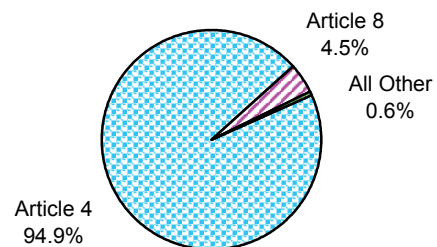
Fiscal Year ended June 30, 2007



**Figure 7**

**State Transit Assistance Funds Expenditures**

Fiscal Year ended June 30, 2007



**Figure 8**

**Local Transportation Funds and State Transit Assistance Funds Expenditures**

Five-Year Comparison  
(Amounts in thousands)

	<u>2006-07</u>	<u>2005-06</u>	<u>2004-05</u>	<u>2003-04</u>	<u>2002-03</u>
<b>Local Transportation Funds Expenditures</b>					
<b>ADMINISTRATION</b>					
County Auditor PUC 99233.1.....	\$ 809	\$ 782	\$ 711	\$ 1,022	\$ 987
TPA PUC 99233.1 .....	12,189	12,237	14,874	14,087	13,445
<b>PLANNING</b>					
PUC 99233.2 .....	24,958	23,924	21,583	17,574	16,344
PUC 99233.5(a).....	812	3,471	—	3,171	2,075
PUC 99233.5(b).....	8,455	9,144	7,745	6,969	7,252
<b>PEDESTRIAN AND BICYCLE FACILITIES</b>					
PUC 99233.3, 99234 .....	27,140	16,055	22,251	16,672	20,526
<b>RAIL SERVICE</b>					
PUC 99233.4, 99234.9 .....	18,027	16,998	43,036	12,910	6,014
<b>ARTICLE 4</b>					
Planning PUC 99262 .....	3,556	3,227	2,398	4,169	3,865
Transit PUC 99260(a).....	1,090,751	1,022,612	909,893	894,582	880,313
Joint Powers Agencies PUC 99260.7 .....	554	1,770	1,232	2,412	2,216
Other .....	2,999	3,248	5,506	5,000	364
<b>ARTICLE 4.5</b>					
Community Transit Services					
PUC 99233.7, 99275 .....	26,126	18,191	21,876	18,189	15,237
<b>ARTICLE 8</b>					
Streets and Roads PUC 99400(a) .....	126,890	107,728	93,359	86,652	89,893
Pedestrians and Bicycles PUC 99400(a).....	709	503	765	528	638
General Public PUC 99400(c).....	49,715	49,076	46,524	45,052	43,240
Elderly and Handicapped PUC 99400(c).....	3,227	4,538	3,374	6,937	5,415
Planning Contributions PUC 99402 .....	4,679	5,937	5,139	4,021	5,243
Multimodal Terminal PUC 99400.5 .....	—	—	—	—	—
Other .....	7,025	4,258	6,719	7,231	5,462
<b>Total LTF Expenditures .....</b>	<b><u>1,408,621</u></b>	<b><u>1,303,699</u></b>	<b><u>1,206,985</u></b>	<b><u>1,147,178</u></b>	<b><u>1,118,529</u></b>
<b>State Transit Assistance Funds Expenditures</b>					
<b>ARTICLE 4</b>					
Operating Costs CCR 6730(a).....	292,730	112,667	73,200	62,293	68,807
Capital Costs CCR 6730(b) .....	86,061	28,950	20,124	14,556	25,779
Rail Services Subsidy CCR 6730(c) .....	85,075	24,107	6,285	14,389	5,720
Specialized Services CCR 6731(c).....	4,470	1,495	3,059	826	1,227
Other .....	—	—	—	—	174
<b>ARTICLE 8</b>					
General Public CCR 6731(b) .....	20,607	7,466	5,491	4,538	5,799
Elderly and Handicapped CCR 6731(b).....	1,311	301	116	155	60
Other .....	134	500	—	—	—
<b>OTHER</b>					
Other Expenditures .....	3,089	1,906	1,372	2,476	2,280
<b>Total STAF Expenditures .....</b>	<b><u>493,477</u></b>	<b><u>177,392</u></b>	<b><u>109,647</u></b>	<b><u>99,233</u></b>	<b><u>109,846</u></b>
<b>Total LTF and STAF Expenditures .....</b>	<b><u>\$ 1,902,098</u></b>	<b><u>\$ 1,481,091</u></b>	<b><u>\$ 1,316,632</u></b>	<b><u>\$ 1,246,411</u></b>	<b><u>\$ 1,228,375</u></b>

## Special Taxing Authorities

Figure 9 is a summary of the purposes for which local sales taxes and related revenue bonds were expended. The use of voter-approved local sales taxes and bonds for mass transit and highway improvements has increased by approximately 19.2% in the last five years.

**Figure 9**

### Local Sales Tax and Revenue Bond Expenditures

Five-Year Comparison  
(Amounts in thousands)

EXPENDITURES	2006-07	2005-06	2004-05	2003-04	2002-03
Public Transit .....	\$ 1,087,110	\$ 1,017,946	\$ 861,584	\$ 926,006	\$ 946,044
Debt Service .....	240,444	236,354	238,155	223,384	451,721
Capital Projects .....	370,276	526,545	395,156	179,754	203,179
Streets and Roads .....	529,978	489,583	415,513	449,678	472,983
Rail Projects .....	309,979	297,722	320,512	361,381	155,399
All Other .....	163,788	120,866	98,477	132,993	94,628
Administration .....	82,253	72,017	67,901	74,587	63,247
Contributions to Other Agencies .....	51,054	32,816	19,153	18,976	30,464
Paratransit .....	92,326	66,540	64,694	97,782	43,636
Pedestrians and Bicycles .....	16,796	13,492	9,622	15,244	8,003
Air Pollution .....	1,929	1,818	869	1,367	1,314
<b>Total Expenditures .....</b>	<b>\$ 2,945,933</b>	<b>\$ 2,875,699</b>	<b>\$ 2,491,636</b>	<b>\$ 2,481,152</b>	<b>\$ 2,470,618</b>

## Long-Term Debt

Figure 10 summarizes changes in agency long-term debt, and Figure 11 illustrates the change in long-term debt over the past five years.

**Figure 10**

### Long-Term Debt

As of June 30, 2007

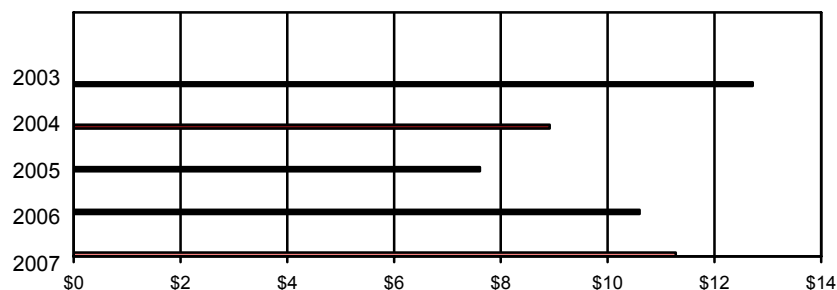
Principal Unmatured, Beginning of Fiscal Year .....	\$ 10,600,292,712
Adjustments and Amounts Defeased .....	108,223,230
Debt Issued .....	1,022,339,604
Debt Matured .....	(453,581,268)
Principal Unmatured, End of Fiscal Year .....	<b>\$ 11,277,274,278</b>

**Figure 11**

### Long-Term Debt

Five-Year Comparison

(Amounts in billions)



**Service Authorities  
for Freeway  
Emergencies**

Emergency motorist aid is the primary purpose of service authorities for freeway emergencies (SAFEs). These entities manage the construction, maintenance, and operation of approximately 14,033 emergency call boxes on 6,000 miles of California freeways and expressways. Within the past several years, the construction of new call boxes has declined with the increase in cell phone usage. Funding for these call boxes is provided by a fee imposed on registered vehicles in participating counties. Figure 12 summarizes SAFE revenues and expenditures. Over the past five years, SAFEs have reported receiving a total of \$175.4 million in vehicle registration fees, interest, and other revenues, and expending \$161.4 million on various projects. All of the SAFEs listed in Table 8 are administered by a transportation planning agency.

**Figure 12**

**Statement of SAFE Revenues, Expenditures, and Changes in Fund Balance**

Five-Year Comparison  
(Amounts in thousands)

	<b>2006-07</b>	<b>2005-06</b>	<b>2004-05</b>	<b>2003-04</b>	<b>2002-03</b>
<b>REVENUES</b>					
Vehicle Registration Fees .....	\$ 25,113	\$ 24,878	\$ 24,303	\$ 23,640	\$ 23,156
Other Miscellaneous Funds .....	11,346	2,808	10,494	7,627	8,291
Interest .....	3,877	5,641	1,586	769	1,841
<b>Total Revenues .....</b>	<b>40,336</b>	<b>33,327</b>	<b>36,383</b>	<b>32,036</b>	<b>33,288</b>
<b>EXPENDITURES</b>					
Services and Supplies .....	25,280	24,653	20,727	27,133	21,689
Other .....	5,200	1,731	1,405	2,919	3,118
Salaries, Wages, and Benefits .....	3,357	3,345	8,760	1,210	8,696
Debt Service .....	1	1	1	1	—
Capital Outlay .....	553	1,269	114	128	137
<b>Total Expenditures .....</b>	<b>34,391</b>	<b>30,999</b>	<b>31,007</b>	<b>31,391</b>	<b>33,640</b>
<b>Excess of Revenues Over (Under)</b>					
<b>Expenditures .....</b>	<b>5,945</b>	<b>2,328</b>	<b>5,376</b>	<b>645</b>	<b>(352)</b>
<b>Other Sources and (Uses) .....</b>	<b>(2,350)</b>	<b>(1,993)</b>	<b>(342)</b>	<b>798</b>	<b>2,027</b>
<b>Excess (Deficiency) of Revenue and Other Sources Over Expenditures and Other Uses .....</b>					
	<b>3,595</b>	<b>335</b>	<b>5,034</b>	<b>1,443</b>	<b>1,675</b>
<b>Equity, Beginning of Year .....</b>	<b>84,809</b>	<b>84,352</b>	<b>81,696</b>	<b>80,311</b>	<b>78,655</b>
Prior Year Adjustments .....	218	122	(2,378)	(58)	(19)
<b>Equity, End of Year .....</b>	<b>\$ 88,622</b>	<b>\$ 84,809</b>	<b>\$ 84,352</b>	<b>\$ 81,696</b>	<b>\$ 80,311</b>



# **Financial Section**

This Page Intentionally Left Blank

**Table 1. Transportation Planning Agencies Annual Report — Fiscal Year 2006-07**  
**Statements of Revenues, Expenditures, and Changes in Fund Balance**  
**For All Fund Types**

	Metropolitan Transportation Commission	Association of Bay Area Governments	Alameda County Congestion Management Agency	Alameda County Transportation Authority
<b>Revenues</b>				
LTF (1/4 Cent Sales Tax)	\$ 303,604,617	\$ —	\$ —	\$ —
STAF	220,177,635	—	—	—
Other Locally Funded Sales Tax	—	—	—	139,559
Interest	110,214,181	56,173	1,480,654	11,847,348
Federal Grants	45,722,227	2,941,744	2,018,597	1,721
State Grants	290,435,809	4,168,962	—	2,092,193
Local Grants	461,023,446	2,032,090	43,160,855	2,295,998
LTF Allocation	10,488,137	—	—	—
TDA Allocation Returned	—	—	—	—
Other/Miscellaneous	5,873,188	6,715,334	—	21,467
Developer Fees	—	—	—	—
Vehicle Registration Fees	5,997,648	—	1,853,127	—
<b>Total Revenues</b>	<b>\$ 1,453,536,888</b>	<b>\$ 15,914,303</b>	<b>\$ 48,513,233</b>	<b>\$ 16,398,286</b>
<b>Expenditures</b>				
LTF Claimants, Planning, Administration	\$ 323,197,038	\$ —	\$ —	\$ —
STAF Claimants	142,151,512	—	—	—
Salaries, Wages, Fringe Benefits	126,912,619	9,276,173	2,889,759	405,624
Services and Supplies	23,068,188	6,146,988	1,393,073	1,253,697
Interest	132,504,378	72,132	244,956	—
Debt Service Principal Payments	—	—	—	—
Capital Outlay	—	—	—	10,436,194
Fixed Assets	14,166,406	—	—	—
Depreciation	4,102,602	244,815	—	—
All Other	972,630,853	—	43,245,351	44,702
<b>Total Expenditures</b>	<b>\$ 1,738,733,596</b>	<b>\$ 15,740,108</b>	<b>\$ 47,773,139</b>	<b>\$ 12,140,217</b>
<b>Excess (Deficiency) of Revenues Over (Under) Expenditures</b>	<b>\$ (285,196,708)</b>	<b>\$ 174,195</b>	<b>\$ 740,094</b>	<b>\$ 4,258,069</b>
<b>Other Sources and Uses</b>				
Operating Transfers In	\$ —	\$ —	\$ —	\$ —
Operating Transfers Out	—	—	—	—
Long -Term Debt Proceeds	—	—	—	—
Other Sources (Uses)	13,286,608	—	—	—
<b>Total Other Sources and (Uses)</b>	<b>\$ 13,286,608</b>	<b>\$ —</b>	<b>\$ —</b>	<b>\$ —</b>
<b>Excess (Deficiency) of Revenues and Other Sources Over (Under) Expenditures and Other Uses</b>	<b>\$ (271,910,100)</b>	<b>\$ 174,195</b>	<b>\$ 740,094</b>	<b>\$ 4,258,069</b>
<b>Equity, Beginning of Year</b>	<b>\$ (1,059,396,511)</b>	<b>\$ 1,557,609</b>	<b>\$ 7,298,916</b>	<b>\$ 222,874,077</b>
Prior Period/Other Adjustments	—	(1,654)	—	—
<b>Equity, End of Year</b>	<b>\$ (1,331,306,611)</b>	<b>\$ 1,730,150</b>	<b>\$ 8,039,010</b>	<b>\$ 227,132,146</b>



**Table 1. Transportation Planning Agencies Annual Report — Fiscal Year 2006-07 — (continued)**  
**Statements of Revenues, Expenditures, and Changes in Fund Balance**  
**For All Fund Types**

	Alameda County Transportation Improvement Authority	Alpine County Transportation Commission	Amador County Transportation Commission	Butte County Association of Governments
<b>Revenues</b>				
LTF (1/4 Cent Sales Tax)	\$ —	\$ 79,727	\$ 1,227,030	\$ 7,015,600
STAF	—	10,409	286,821	1,904,169
Other Locally Funded Sales Tax	114,743,322	—	—	—
Interest	6,890,960	4,889	66,254	99,424
Federal Grants	—	—	51,808	5,426,757
State Grants	—	172,314	602,098	2,679,233
Local Grants	—	—	—	34,885
LTF Allocation	—	28,000	56,000	320,000
TDA Allocation Returned	—	—	—	374,680
Other/Miscellaneous	215,686	40,801	262,694	292,926
Developer Fees	—	—	—	—
Vehicle Registration Fees	—	—	—	—
<b>Total Revenues</b>	<b>\$ 121,849,968</b>	<b>\$ 336,140</b>	<b>\$ 2,552,705</b>	<b>\$ 18,147,674</b>
<b>Expenditures</b>				
LTF Claimants, Planning, Administration	\$ —	\$ 56,202	\$ 1,189,807	\$ 7,958,655
STAF Claimants	—	—	—	1,893,107
Salaries, Wages, Fringe Benefits	1,200,941	—	298,136	935,687
Services and Supplies	4,236,623	193,126	549,088	5,744,172
Interest	—	—	—	—
Debt Service Principal Payments	—	—	—	—
Capital Outlay	49,064,304	—	—	—
Fixed Assets	—	8,819	—	11,596
Depreciation	—	—	—	—
All Other	64,141,057	2,066	524,805	1,970,638
<b>Total Expenditures</b>	<b>\$ 118,642,925</b>	<b>\$ 260,213</b>	<b>\$ 2,561,836</b>	<b>\$ 18,513,855</b>
<b>Excess (Deficiency) of Revenues Over (Under) Expenditures</b>	<b>\$ 3,207,043</b>	<b>\$ 75,927</b>	<b>\$ (9,131)</b>	<b>\$ (366,181)</b>
<b>Other Sources and Uses</b>				
Operating Transfers In	\$ —	\$ —	\$ —	\$ —
Operating Transfers Out	—	—	—	—
Long -Term Debt Proceeds	—	—	—	—
Other Sources (Uses)	—	—	—	—
<b>Total Other Sources and (Uses)</b>	<b>\$ —</b>	<b>\$ —</b>	<b>\$ —</b>	<b>\$ —</b>
<b>Excess (Deficiency) of Revenues and Other Sources Over (Under) Expenditures and Other Uses</b>	<b>\$ 3,207,043</b>	<b>\$ 75,927</b>	<b>\$ (9,131)</b>	<b>\$ (366,181)</b>
<b>Equity, Beginning of Year</b>	<b>\$ 107,789,342</b>	<b>\$ 136,623</b>	<b>\$ 2,059,722</b>	<b>\$ 1,080,997</b>
Prior Period/Other Adjustments	—	(16,539)	(26,713)	—
<b>Equity, End of Year</b>	<b>\$ 110,996,385</b>	<b>\$ 196,011</b>	<b>\$ 2,023,878</b>	<b>\$ 714,816</b>

**Table 1. Transportation Planning Agencies Annual Report — Fiscal Year 2006-07 — (continued)**  
**Statements of Revenues, Expenditures, and Changes in Fund Balance**  
**For All Fund Types**

	Calaveras County Local Transportation Commission	Colusa County Local Transportation Commission	Contra Costa Transportation Authority	Del Norte County Local Transportation Commission
<b>Revenues</b>				
LTF (1/4 Cent Sales Tax)	\$ 906,700	\$ 784,543	\$ —	\$ 599,519
STAF	318,072	141,950	—	244,884
Other Locally Funded Sales Tax	—	—	75,738,000	—
Interest	37,393	34,383	4,560,000	29,216
Federal Grants	—	233,224	786,000	—
State Grants	326,068	—	5,131,000	559,483
Local Grants	288,000	—	8,425,000	—
LTF Allocation	130,000	2,153	—	46,406
TDA Allocation Returned	—	—	—	—
Other/Miscellaneous	—	—	527,000	21,600
Developer Fees	—	—	—	—
Vehicle Registration Fees	—	—	1,346,000	—
<b>Total Revenues</b>	<b>\$ 2,006,233</b>	<b>\$ 1,196,253</b>	<b>\$ 96,513,000</b>	<b>\$ 1,501,108</b>
<b>Expenditures</b>				
LTF Claimants, Planning, Administration	\$ 785,754	\$ 661,757	\$ —	\$ 619,605
STAF Claimants	350,137	40,000	—	92,198
Salaries, Wages, Fringe Benefits	—	—	2,413,000	—
Services and Supplies	607,884	258,093	1,274,000	338,548
Interest	—	—	4,746,000	421
Debt Service Principal Payments	—	—	29,450,000	—
Capital Outlay	—	—	—	—
Fixed Assets	—	—	—	—
Depreciation	—	—	—	—
All Other	301,082	—	65,494,000	—
<b>Total Expenditures</b>	<b>\$ 2,044,857</b>	<b>\$ 959,850</b>	<b>\$ 103,377,000</b>	<b>\$ 1,050,772</b>
<b>Excess (Deficiency) of Revenues Over (Under) Expenditures</b>	<b>\$ (38,624)</b>	<b>\$ 236,403</b>	<b>\$ (6,864,000)</b>	<b>\$ 450,336</b>
<b>Other Sources and Uses</b>				
Operating Transfers In	\$ —	\$ —	\$ 49,882,000	\$ —
Operating Transfers Out	—	—	49,882,000	—
Long -Term Debt Proceeds	—	—	—	—
Other Sources (Uses)	—	—	—	—
<b>Total Other Sources and (Uses)</b>	<b>\$ —</b>	<b>\$ —</b>	<b>\$ —</b>	<b>\$ —</b>
<b>Excess (Deficiency) of Revenues and Other Sources Over (Under) Expenditures and Other Uses</b>	<b>\$ (38,624)</b>	<b>\$ 236,403</b>	<b>\$ (6,864,000)</b>	<b>\$ 450,336</b>
<b>Equity, Beginning of Year</b>	<b>\$ 1,100,031</b>	<b>\$ 783,405</b>	<b>\$ 75,655,000</b>	<b>\$ 502,019</b>
Prior Period/Other Adjustments	(11,208)	(27,095)	—	91,009
<b>Equity, End of Year</b>	<b>\$ 1,050,199</b>	<b>\$ 992,713</b>	<b>\$ 68,791,000</b>	<b>\$ 1,043,364</b>

**Table 1. Transportation Planning Agencies Annual Report — Fiscal Year 2006-07 — (continued)**  
**Statements of Revenues, Expenditures, and Changes in Fund Balance**  
**For All Fund Types**

	El Dorado County Local Transportation Commission	Tahoe Regional Planning Agency	El Dorado County-City of Folsom Joint Powers Agency	Fresno County Council of Governments
<b>Revenues</b>				
LTF (1/4 Cent Sales Tax)	\$ 3,872,137	\$ 1,720,197	\$ —	\$ 31,489,960
STAF	1,312,386	784,553	—	8,516,739
Other Locally Funded Sales Tax	—	—	—	—
Interest	111,672	223,022	34	672,736
Federal Grants	211,549	2,959,103	—	1,788,984
State Grants	1,722,587	7,169,808	—	539,723
Local Grants	67,000	295,092	—	462,002
LTF Allocation	370,971	1,272,952	—	959,206
TDA Allocation Returned	—	—	—	—
Other/Miscellaneous	11,000	3,175,786	—	68,219
Developer Fees	—	—	—	100,482
Vehicle Registration Fees	—	—	—	693,704
<b>Total Revenues</b>	<b>\$ 7,679,302</b>	<b>\$ 17,600,513</b>	<b>\$ 34</b>	<b>\$ 45,291,755</b>
<b>Expenditures</b>				
LTF Claimants, Planning, Administration	\$ 4,619,708	\$ 1,777,312	\$ —	\$ 31,388,863
STAF Claimants	1,768,000	784,553	—	8,868,064
Salaries, Wages, Fringe Benefits	522,992	8,662,063	—	1,967,829
Services and Supplies	597,799	4,836,754	—	2,633,734
Interest	—	—	—	—
Debt Service Principal Payments	—	—	—	—
Capital Outlay	—	676,847	—	—
Fixed Assets	—	5,500	—	18,955
Depreciation	11,240	—	—	—
All Other	1,491,732	—	—	—
<b>Total Expenditures</b>	<b>\$ 9,011,471</b>	<b>\$ 16,743,029</b>	<b>\$ —</b>	<b>\$ 44,877,445</b>
<b>Excess (Deficiency) of Revenues Over (Under) Expenditures</b>	<b>\$ (1,332,169)</b>	<b>\$ 857,484</b>	<b>\$ 34</b>	<b>\$ 414,310</b>
<b>Other Sources and Uses</b>				
Operating Transfers In	\$ —	\$ —	\$ —	\$ —
Operating Transfers Out	—	—	—	—
Long -Term Debt Proceeds	—	—	—	—
Other Sources (Uses)	—	—	—	—
<b>Total Other Sources and (Uses)</b>	<b>\$ —</b>	<b>\$ —</b>	<b>\$ —</b>	<b>\$ —</b>
<b>Excess (Deficiency) of Revenues and Other Sources Over (Under) Expenditures and Other Uses</b>	<b>\$ (1,332,169)</b>	<b>\$ 857,484</b>	<b>\$ 34</b>	<b>\$ 414,310</b>
<b>Equity, Beginning of Year</b>	<b>\$ 4,133,168</b>	<b>\$ 1,237,878</b>	<b>\$ 654</b>	<b>\$ 5,793,660</b>
Prior Period/Other Adjustments	—	24,667	—	—
<b>Equity, End of Year</b>	<b>\$ 2,800,999</b>	<b>\$ 2,120,029</b>	<b>\$ 688</b>	<b>\$ 6,207,970</b>

**Table 1. Transportation Planning Agencies Annual Report — Fiscal Year 2006-07 — (continued)**  
**Statements of Revenues, Expenditures, and Changes in Fund Balance**  
**For All Fund Types**

	Fresno County Transportation Authority	Glenn County Local Transportation Commission	Humboldt County Association of Governments	Imperial Valley Association of Governments
<b>Revenues</b>				
LTF (1/4 Cent Sales Tax)	\$ —	\$ 811,290	\$ 4,322,749	\$ 5,385,085
STAF	—	242,682	1,308,594	1,158,161
Other Locally Funded Sales Tax	59,433,384	—	—	—
Interest	6,373,768	32,440	123,501	143,867
Federal Grants	—	367,598	—	—
State Grants	—	190,932	552,420	—
Local Grants	—	—	—	—
LTF Allocation	—	25,068	180,000	396,400
TDA Allocation Returned	—	—	—	—
Other/Miscellaneous	258,732	—	—	—
Developer Fees	—	—	—	—
Vehicle Registration Fees	—	30,043	132,242	144,954
<b>Total Revenues</b>	<b>\$ 66,065,884</b>	<b>\$ 1,700,053</b>	<b>\$ 6,619,506</b>	<b>\$ 7,228,467</b>
<b>Expenditures</b>				
LTF Claimants, Planning, Administration	\$ —	\$ 879,319	\$ 3,666,375	\$ 3,302,155
STAF Claimants	—	242,682	1,290,235	1,046,606
Salaries, Wages, Fringe Benefits	239,728	—	212,099	—
Services and Supplies	1,349,281	234,622	198,495	911,817
Interest	581,978	—	—	—
Debt Service Principal Payments	12,255,000	—	—	—
Capital Outlay	17,602,505	—	—	—
Fixed Assets	—	—	—	—
Depreciation	—	—	—	—
All Other	15,437,395	276,774	476,438	—
<b>Total Expenditures</b>	<b>\$ 47,465,887</b>	<b>\$ 1,633,397</b>	<b>\$ 5,843,642</b>	<b>\$ 5,260,578</b>
<b>Excess (Deficiency) of Revenues Over (Under) Expenditures</b>	<b>\$ 18,599,997</b>	<b>\$ 66,656</b>	<b>\$ 775,864</b>	<b>\$ 1,967,889</b>
<b>Other Sources and Uses</b>				
Operating Transfers In	\$ —	\$ 233,616	\$ —	\$ 268,000
Operating Transfers Out	—	233,616	—	268,000
Long -Term Debt Proceeds	—	—	—	—
Other Sources (Uses)	—	—	—	—
<b>Total Other Sources and (Uses)</b>	<b>\$ —</b>	<b>\$ —</b>	<b>\$ —</b>	<b>\$ —</b>
<b>Excess (Deficiency) of Revenues and Other Sources Over (Under) Expenditures and Other Uses</b>	<b>\$ 18,599,997</b>	<b>\$ 66,656</b>	<b>\$ 775,864</b>	<b>\$ 1,967,889</b>
<b>Equity, Beginning of Year</b>	<b>\$ 113,755,562</b>	<b>\$ 738,406</b>	<b>\$ 2,367,852</b>	<b>\$ 3,633,258</b>
Prior Period/Other Adjustments	—	41,843	7,460	—
<b>Equity, End of Year</b>	<b>\$ 132,355,559</b>	<b>\$ 846,905</b>	<b>\$ 3,151,176</b>	<b>\$ 5,601,147</b>

**Table 1. Transportation Planning Agencies Annual Report — Fiscal Year 2006-07 — (continued)**  
**Statements of Revenues, Expenditures, and Changes in Fund Balance**  
**For All Fund Types**

	Imperial County Local Transportation Authority	Inyo County Local Transportation Commission	Kern Council of Governments	Kings County Association of Governments
<b>Revenues</b>				
LTF (1/4 Cent Sales Tax)	\$ —	\$ 818,110	\$ 30,158,112	\$ 3,174,110
STAF	—	192,943	5,309,516	1,523,750
Other Locally Funded Sales Tax	11,113,411	—	—	—
Interest	42,445	33,714	3,350,442	17,006
Federal Grants	—	—	2,139,402	453,718
State Grants	—	145,000	277,037	76,704
Local Grants	—	—	5,020	—
LTF Allocation	—	42,212	667,943	89,900
TDA Allocation Returned	—	—	—	—
Other/Miscellaneous	—	1,000	20,430	99
Developer Fees	—	—	—	—
Vehicle Registration Fees	—	—	572,143	6,594
<b>Total Revenues</b>	<b>\$ 11,155,856</b>	<b>\$ 1,232,979</b>	<b>\$ 42,500,045</b>	<b>\$ 5,341,881</b>
<b>Expenditures</b>				
LTF Claimants, Planning, Administration	\$ —	\$ 793,421	\$ 20,068,255	\$ 3,179,315
STAF Claimants	—	181,897	2,738,420	1,524,431
Salaries, Wages, Fringe Benefits	—	125,348	1,698,743	324,088
Services and Supplies	71,786	105,504	1,650,166	296,385
Interest	—	—	—	—
Debt Service Principal Payments	—	—	—	—
Capital Outlay	—	—	—	—
Fixed Assets	—	—	35,752	7,502
Depreciation	—	—	19,714	—
All Other	12,011,310	204,403	41,571	—
<b>Total Expenditures</b>	<b>\$ 12,083,096</b>	<b>\$ 1,410,573</b>	<b>\$ 26,252,621</b>	<b>\$ 5,331,721</b>
<b>Excess (Deficiency) of Revenues Over (Under) Expenditures</b>	<b>\$ (927,240)</b>	<b>\$ (177,594)</b>	<b>\$ 16,247,424</b>	<b>\$ 10,160</b>
<b>Other Sources and Uses</b>				
Operating Transfers In	\$ —	\$ —	\$ —	\$ —
Operating Transfers Out	—	—	—	—
Long -Term Debt Proceeds	—	—	—	—
Other Sources (Uses)	—	—	—	—
<b>Total Other Sources and (Uses)</b>	<b>\$ —</b>	<b>\$ —</b>	<b>\$ —</b>	<b>\$ —</b>
<b>Excess (Deficiency) of Revenues and Other Sources Over (Under) Expenditures and Other Uses</b>	<b>\$ (927,240)</b>	<b>\$ (177,594)</b>	<b>\$ 16,247,424</b>	<b>\$ 10,160</b>
<b>Equity, Beginning of Year</b>	<b>\$ 1,458,273</b>	<b>\$ 1,066,553</b>	<b>\$ 22,842,960</b>	<b>\$ 157,044</b>
Prior Period/Other Adjustments	—	—	97,852	—
<b>Equity, End of Year</b>	<b>\$ 531,033</b>	<b>\$ 888,959</b>	<b>\$ 39,188,236</b>	<b>\$ 167,204</b>

**Table 1. Transportation Planning Agencies Annual Report — Fiscal Year 2006-07 — (continued)**  
**Statements of Revenues, Expenditures, and Changes in Fund Balance**  
**For All Fund Types**

	Lake County/City Council of Governments	Lassen County Local Transportation Commission	Southern California Association of Governments	San Gabriel Valley Council of Governments
<b>Revenues</b>				
LTF (1/4 Cent Sales Tax)	\$ 1,420,046	\$ 678,701	\$ —	\$ —
STAF	425,559	313,080	—	—
Other Locally Funded Sales Tax	—	—	—	—
Interest	57,916	5,926	146,987	9,738
Federal Grants	—	—	24,367,719	—
State Grants	170,388	145,667	1,147,302	121
Local Grants	—	—	341,069	—
LTF Allocation	302,486	40,000	1,000,000	466,140
TDA Allocation Returned	—	213,304	—	—
Other/Miscellaneous	17,249	423	1,497,093	13,906
Developer Fees	—	—	—	—
Vehicle Registration Fees	62,226	—	—	—
<b>Total Revenues</b>	<b>\$ 2,455,870</b>	<b>\$ 1,397,101</b>	<b>\$ 28,500,170</b>	<b>\$ 489,905</b>
<b>Expenditures</b>				
LTF Claimants, Planning, Administration	\$ 1,500,000	\$ 689,676	\$ —	\$ —
STAF Claimants	270,000	139,728	—	—
Salaries, Wages, Fringe Benefits	—	—	16,615,015	—
Services and Supplies	—	226,215	10,084,045	591,096
Interest	—	—	—	—
Debt Service Principal Payments	—	—	—	—
Capital Outlay	—	—	—	—
Fixed Assets	—	—	—	—
Depreciation	—	—	—	1,907
All Other	647,534	—	2,012,859	—
<b>Total Expenditures</b>	<b>\$ 2,417,534</b>	<b>\$ 1,055,619</b>	<b>\$ 28,711,919</b>	<b>\$ 593,003</b>
<b>Excess (Deficiency) of Revenues Over (Under) Expenditures</b>	<b>\$ 38,336</b>	<b>\$ 341,482</b>	<b>\$ (211,749)</b>	<b>\$ (103,098)</b>
<b>Other Sources and Uses</b>				
Operating Transfers In	\$ —	\$ —	\$ —	\$ —
Operating Transfers Out	—	—	—	—
Long -Term Debt Proceeds	—	—	—	—
Other Sources (Uses)	—	—	—	—
<b>Total Other Sources and (Uses)</b>	<b>\$ —</b>	<b>\$ —</b>	<b>\$ —</b>	<b>\$ —</b>
<b>Excess (Deficiency) of Revenues and Other Sources Over (Under) Expenditures and Other Uses</b>	<b>\$ 38,336</b>	<b>\$ 341,482</b>	<b>\$ (211,749)</b>	<b>\$ (103,098)</b>
<b>Equity, Beginning of Year</b>	<b>\$ 1,549,300</b>	<b>\$ 682,474</b>	<b>\$ 2,680,515</b>	<b>\$ 281,026</b>
Prior Period/Other Adjustments	—	—	34,440	64,854
<b>Equity, End of Year</b>	<b>\$ 1,587,636</b>	<b>\$ 1,023,956</b>	<b>\$ 2,503,206</b>	<b>\$ 242,782</b>

**Table 1. Transportation Planning Agencies Annual Report — Fiscal Year 2006-07 — (continued)**  
**Statements of Revenues, Expenditures, and Changes in Fund Balance**  
**For All Fund Types**

	Alameda Corridor Transportation Authority	Los Angeles County Metropolitan Transportation Authority	Madera County Local Transportation Commission	Madera County Transportation Authority
<b>Revenues</b>				
LTF (1/4 Cent Sales Tax)	\$ —	\$ 344,867,310	\$ 3,692,369	\$ —
STAF	—	191,073,586	1,211,135	—
Other Locally Funded Sales Tax	—	1,372,475,364	—	—
Interest	12,038,493	51,188,204	213,392	932,596
Federal Grants	663,488	10,695,802	508,788	—
State Grants	1,195,847	332,283,573	106,512	—
Local Grants	—	23,423	—	—
LTF Allocation	—	5,368,300	208,725	—
TDA Allocation Returned	—	—	—	—
Other/Miscellaneous	100,539,812	46,693,805	—	600,609
Developer Fees	—	—	—	—
Vehicle Registration Fees	—	8,245,364	—	—
<b>Total Revenues</b>	<b>\$ 114,437,640</b>	<b>\$ 2,362,914,731</b>	<b>\$ 5,940,921</b>	<b>\$ 1,533,205</b>
<b>Expenditures</b>				
LTF Claimants, Planning, Administration	\$ —	\$ 347,383,556	\$ 4,320,452	\$ —
STAF Claimants	—	190,688,475	744,210	—
Salaries, Wages, Fringe Benefits	1,939,188	40,208,636	403,994	—
Services and Supplies	9,428,497	667,721,647	440,029	14,800
Interest	111,007,779	1,428,845	—	—
Debt Service Principal Payments	—	9,412,401	—	—
Capital Outlay	—	—	—	—
Fixed Assets	—	—	—	—
Depreciation	22,661,287	—	—	—
All Other	3,476,990	3,981,127	—	8,153,870
<b>Total Expenditures</b>	<b>\$ 148,513,741</b>	<b>\$ 1,260,824,687</b>	<b>\$ 5,908,685</b>	<b>\$ 8,168,670</b>
<b>Excess (Deficiency) of Revenues Over (Under) Expenditures</b>	<b>\$ (34,076,101)</b>	<b>\$ 1,102,090,044</b>	<b>\$ 32,236</b>	<b>\$ (6,635,465)</b>
<b>Other Sources and Uses</b>				
Operating Transfers In	\$ —	\$ 649,716,404	\$ —	\$ —
Operating Transfers Out	—	649,716,404	—	—
Long -Term Debt Proceeds	—	—	—	—
Other Sources (Uses)	—	(553,096,629)	—	—
<b>Total Other Sources and (Uses)</b>	<b>\$ —</b>	<b>\$ (553,096,629)</b>	<b>\$ —</b>	<b>\$ —</b>
<b>Excess (Deficiency) of Revenues and Other Sources Over (Under) Expenditures and Other Uses</b>	<b>\$ (34,076,101)</b>	<b>\$ 548,993,415</b>	<b>\$ 32,236</b>	<b>\$ (6,635,465)</b>
<b>Equity, Beginning of Year</b>	<b>\$ 315,163,494</b>	<b>\$ 911,134,894</b>	<b>\$ 5,140,914</b>	<b>\$ 32,807,178</b>
Prior Period/Other Adjustments	—	(4,566,546)	(43,498)	—
<b>Equity, End of Year</b>	<b>\$ 281,087,393</b>	<b>\$ 1,455,561,763</b>	<b>\$ 5,129,652</b>	<b>\$ 26,171,713</b>

**Table 1. Transportation Planning Agencies Annual Report — Fiscal Year 2006-07 — (continued)**  
**Statements of Revenues, Expenditures, and Changes in Fund Balance**  
**For All Fund Types**

	Transportation Authority of Marin	Mariposa County Local Transportation Commission	Mendocino Council of Governments	Merced County Association of Governments
<b>Revenues</b>				
LTF (1/4 Cent Sales Tax)	\$ —	\$ 431,659	\$ 3,194,452	\$ 6,487,418
STAF	—	154,356	828,736	2,162,100
Other Locally Funded Sales Tax	23,068,785	—	—	—
Interest	901,967	16,731	139,446	157,992
Federal Grants	622,500	—	—	2,013,989
State Grants	24,000	190,078	483,246	22,800
Local Grants	4,366,687	—	—	67,200
LTF Allocation	100,092	12,500	550,784	195,460
TDA Allocation Returned	—	—	55,084	—
Other/Miscellaneous	450	—	1,657	2,093,194
Developer Fees	—	—	—	—
Vehicle Registration Fees	—	—	101,743	193,902
<b>Total Revenues</b>	<b>\$ 29,084,481</b>	<b>\$ 805,324</b>	<b>\$ 5,355,148</b>	<b>\$ 13,394,055</b>
<b>Expenditures</b>				
LTF Claimants, Planning, Administration	\$ —	\$ 491,863	\$ 3,363,753	\$ 7,774,999
STAF Claimants	—	172,000	409,315	2,172,729
Salaries, Wages, Fringe Benefits	1,228,050	44,566	—	1,715,364
Services and Supplies	2,195,271	166,416	956,429	3,168,308
Interest	—	—	—	—
Debt Service Principal Payments	—	—	—	—
Capital Outlay	—	—	—	—
Fixed Assets	—	—	—	—
Depreciation	—	—	—	—
All Other	15,091,045	—	—	85,396
<b>Total Expenditures</b>	<b>\$ 18,514,366</b>	<b>\$ 874,845</b>	<b>\$ 4,729,497</b>	<b>\$ 14,916,796</b>
<b>Excess (Deficiency) of Revenues Over (Under) Expenditures</b>	<b>\$ 10,570,115</b>	<b>\$ (69,521)</b>	<b>\$ 625,651</b>	<b>\$ (1,522,741)</b>
<b>Other Sources and Uses</b>				
Operating Transfers In	\$ 11,079,320	\$ —	\$ —	\$ 190,000
Operating Transfers Out	11,079,320	—	—	190,000
Long -Term Debt Proceeds	—	—	—	102,660
Other Sources (Uses)	—	—	—	—
<b>Total Other Sources and (Uses)</b>	<b>\$ —</b>	<b>\$ —</b>	<b>\$ —</b>	<b>\$ 102,660</b>
<b>Excess (Deficiency) of Revenues and Other Sources Over (Under) Expenditures and Other Uses</b>	<b>\$ 10,570,115</b>	<b>\$ (69,521)</b>	<b>\$ 625,651</b>	<b>\$ (1,420,081)</b>
<b>Equity, Beginning of Year</b>	<b>\$ 13,647,729</b>	<b>\$ 271,356</b>	<b>\$ 3,172,787</b>	<b>\$ 3,972,544</b>
Prior Period/Other Adjustments	—	—	49,088	(138,791)
<b>Equity, End of Year</b>	<b>\$ 24,217,844</b>	<b>\$ 201,835</b>	<b>\$ 3,847,526</b>	<b>\$ 2,413,672</b>



**Table 1. Transportation Planning Agencies Annual Report — Fiscal Year 2006-07 — (continued)**  
**Statements of Revenues, Expenditures, and Changes in Fund Balance**  
**For All Fund Types**

	Modoc County Local Transportation Commission	Mono County Local Transportation Commission	Association of Monterey Bay Area Governments	Transportation Agency for Monterey County
<b>Revenues</b>				
LTF (1/4 Cent Sales Tax)	\$ 224,723	\$ 741,956	\$ —	\$ 14,338,467
STAF	82,501	114,046	—	4,182,635
Other Locally Funded Sales Tax	—	—	—	—
Interest	5,671	37,887	—	1,334,564
Federal Grants	46,200	—	1,342,075	584,565
State Grants	203,500	316,136	423,646	9,232,851
Local Grants	—	—	876,522	345,727
LTF Allocation	72,096	13,226	—	908,484
TDA Allocation Returned	—	—	—	—
Other/Miscellaneous	266	—	672,621	248,286
Developer Fees	—	—	—	—
Vehicle Registration Fees	—	—	—	337,791
<b>Total Revenues</b>	<b>\$ 634,957</b>	<b>\$ 1,223,251</b>	<b>\$ 3,314,864</b>	<b>\$ 31,513,370</b>
<b>Expenditures</b>				
LTF Claimants, Planning, Administration	\$ 244,723	\$ 804,911	\$ —	\$ 16,000,027
STAF Claimants	82,501	114,046	—	3,491,949
Salaries, Wages, Fringe Benefits	—	—	1,512,797	1,382,443
Services and Supplies	328,341	328,964	741,973	379,947
Interest	—	—	—	—
Debt Service Principal Payments	—	—	—	—
Capital Outlay	—	—	—	9,777,898
Fixed Assets	—	—	—	—
Depreciation	—	—	—	—
All Other	—	—	1,156,531	1,970,658
<b>Total Expenditures</b>	<b>\$ 655,565</b>	<b>\$ 1,247,921</b>	<b>\$ 3,411,301</b>	<b>\$ 33,002,922</b>
<b>Excess (Deficiency) of Revenues Over (Under) Expenditures</b>	<b>\$ (20,608)</b>	<b>\$ (24,670)</b>	<b>\$ (96,437)</b>	<b>\$ (1,489,552)</b>
<b>Other Sources and Uses</b>				
Operating Transfers In	\$ —	\$ —	\$ —	\$ —
Operating Transfers Out	—	—	—	—
Long -Term Debt Proceeds	—	—	—	—
Other Sources (Uses)	—	—	—	—
<b>Total Other Sources and (Uses)</b>	<b>\$ —</b>	<b>\$ —</b>	<b>\$ —</b>	<b>\$ —</b>
<b>Excess (Deficiency) of Revenues and Other Sources Over (Under) Expenditures and Other Uses</b>	<b>\$ (20,608)</b>	<b>\$ (24,670)</b>	<b>\$ (96,437)</b>	<b>\$ (1,489,552)</b>
<b>Equity, Beginning of Year</b>	<b>\$ 127,167</b>	<b>\$ 689,369</b>	<b>\$ 109,770</b>	<b>\$ 25,045,073</b>
Prior Period/Other Adjustments	8,011	—	—	(179,323)
<b>Equity, End of Year</b>	<b>\$ 114,570</b>	<b>\$ 664,699</b>	<b>\$ 13,333</b>	<b>\$ 23,376,198</b>

**Table 1. Transportation Planning Agencies Annual Report — Fiscal Year 2006-07 — (continued)**  
**Statements of Revenues, Expenditures, and Changes in Fund Balance**  
**For All Fund Types**

	Nevada County Local Transportation Commission	Foothill Transportation Corridor Agency	San Joaquin Transportation Corridor Agency	Orange County Transportation Authority
<b>Revenues</b>				
LTF (1/4 Cent Sales Tax)	\$ 3,493,480	\$ —	\$ —	\$ 107,216,710
STAF	889,577	—	—	36,627,713
Other Locally Funded Sales Tax	—	—	—	268,237,193
Interest	226,717	36,374,000	12,583,000	52,296,358
Federal Grants	37,346	—	—	43,398,159
State Grants	360,000	—	—	4,899,115
Local Grants	1,029,791	—	—	1,475,141
LTF Allocation	310,936	—	—	4,552,783
TDA Allocation Returned	100,494	—	—	—
Other/Miscellaneous	18,280	116,219,000	123,993,000	162,322,447
Developer Fees	—	20,194,000	9,200,000	—
Vehicle Registration Fees	—	—	—	5,114,573
<b>Total Revenues</b>	<b>\$ 6,466,621</b>	<b>\$ 172,787,000</b>	<b>\$ 145,776,000</b>	<b>\$ 686,140,192</b>
<b>Expenditures</b>				
LTF Claimants, Planning, Administration	\$ 3,362,929	\$ —	\$ —	\$ 114,902,364
STAF Claimants	49,959	—	—	36,678,392
Salaries, Wages, Fringe Benefits	319,131	3,043,000	2,559,000	31,132,370
Services and Supplies	390,512	13,188,000	6,970,000	90,730,177
Interest	—	121,261,000	110,399,000	32,965,791
Debt Service Principal Payments	—	—	—	67,325,000
Capital Outlay	—	—	—	131,589,958
Fixed Assets	2,970	—	—	925,184
Depreciation	—	3,541,000	1,168,000	9,287,130
All Other	537,525	14,076,000	3,870,000	204,672,209
<b>Total Expenditures</b>	<b>\$ 4,663,026</b>	<b>\$ 155,109,000</b>	<b>\$ 124,966,000</b>	<b>\$ 720,208,575</b>
<b>Excess (Deficiency) of Revenues Over (Under) Expenditures</b>	<b>\$ 1,803,595</b>	<b>\$ 17,678,000</b>	<b>\$ 20,810,000</b>	<b>\$ (34,068,383)</b>
<b>Other Sources and Uses</b>				
Operating Transfers In	\$ —	\$ —	\$ —	\$ 125,176,377
Operating Transfers Out	—	—	—	125,176,377
Long -Term Debt Proceeds	—	—	—	—
Other Sources (Uses)	—	—	—	13,071,620
<b>Total Other Sources and (Uses)</b>	<b>\$ —</b>	<b>\$ —</b>	<b>\$ —</b>	<b>\$ 13,071,620</b>
<b>Excess (Deficiency) of Revenues and Other Sources Over (Under) Expenditures and Other Uses</b>	<b>\$ 1,803,595</b>	<b>\$ 17,678,000</b>	<b>\$ 20,810,000</b>	<b>\$ (20,996,763)</b>
<b>Equity, Beginning of Year</b>	<b>\$ 5,762,634</b>	<b>\$ (1,380,397,000)</b>	<b>\$ (1,749,161,000)</b>	<b>\$ 843,305,677</b>
Prior Period/Other Adjustments	—	—	—	11,145,512
<b>Equity, End of Year</b>	<b>\$ 7,566,229</b>	<b>\$ (1,362,719,000)</b>	<b>\$ (1,728,351,000)</b>	<b>\$ 833,454,426</b>

**Table 1. Transportation Planning Agencies Annual Report — Fiscal Year 2006-07 — (continued)**  
**Statements of Revenues, Expenditures, and Changes in Fund Balance**  
**For All Fund Types**

	Placer County Local Transportation Commission	Plumas County Local Transportation Commission	Coachella Valley Association of Governments	Western Riverside Council of Governments
<b>Revenues</b>				
LTF (1/4 Cent Sales Tax)	\$ 18,287,057	\$ 631,015	\$ —	\$ —
STAF	2,407,443	134,898	—	—
Other Locally Funded Sales Tax	—	—	—	—
Interest	25,697	39,558	3,284,831	7,161,241
Federal Grants	1,468,505	107,700	1,691,765	132,235
State Grants	643,868	83,631	643,333	198,185
Local Grants	—	—	23,077,913	334,191
LTF Allocation	1,075,461	21,500	336,825	617,513
TDA Allocation Returned	—	—	—	—
Other/Miscellaneous	923,461	—	4,623,172	402,618
Developer Fees	—	—	11,139,455	43,693,976
Vehicle Registration Fees	—	—	—	—
<b>Total Revenues</b>	<b>\$ 24,831,492</b>	<b>\$ 1,018,302</b>	<b>\$ 44,797,294</b>	<b>\$ 52,539,959</b>
<b>Expenditures</b>				
LTF Claimants, Planning, Administration	\$ 21,837,555	\$ 566,041	\$ —	\$ —
STAF Claimants	2,485,840	50,000	—	—
Salaries, Wages, Fringe Benefits	861,078	—	1,747,945	1,621,695
Services and Supplies	2,936,397	240,473	661,558	30,199,032
Interest	—	—	883,350	—
Debt Service Principal Payments	—	—	5,637,800	—
Capital Outlay	—	—	—	—
Fixed Assets	—	—	25,379	—
Depreciation	—	—	—	—
All Other	328,868	—	25,205,252	—
<b>Total Expenditures</b>	<b>\$ 28,449,738</b>	<b>\$ 856,514</b>	<b>\$ 34,161,284</b>	<b>\$ 31,820,727</b>
<b>Excess (Deficiency) of Revenues Over (Under) Expenditures</b>	<b>\$ (3,618,246)</b>	<b>\$ 161,788</b>	<b>\$ 10,636,010</b>	<b>\$ 20,719,232</b>
<b>Other Sources and Uses</b>				
Operating Transfers In	\$ —	\$ —	\$ 223,922	\$ —
Operating Transfers Out	—	—	223,922	—
Long -Term Debt Proceeds	—	—	—	—
Other Sources (Uses)	—	—	—	—
<b>Total Other Sources and (Uses)</b>	<b>\$ —</b>	<b>\$ —</b>	<b>\$ —</b>	<b>\$ —</b>
<b>Excess (Deficiency) of Revenues and Other Sources Over (Under) Expenditures and Other Uses</b>	<b>\$ (3,618,246)</b>	<b>\$ 161,788</b>	<b>\$ 10,636,010</b>	<b>\$ 20,719,232</b>
<b>Equity, Beginning of Year</b>	<b>\$ 4,508,681</b>	<b>\$ 925,130</b>	<b>\$ 57,639,895</b>	<b>\$ 172,007,039</b>
Prior Period/Other Adjustments	158,797	(73,081)	—	20,840,802
<b>Equity, End of Year</b>	<b>\$ 1,049,232</b>	<b>\$ 1,013,837</b>	<b>\$ 68,275,905</b>	<b>\$ 213,567,073</b>

**Table 1. Transportation Planning Agencies Annual Report — Fiscal Year 2006-07 — (continued)**  
**Statements of Revenues, Expenditures, and Changes in Fund Balance**  
**For All Fund Types**

	Riverside County Transportation Commission	Sacramento Area Council of Governments	Sacramento Placerville Transportation Corridor	Sacramento County Transportation Authority
<b>Revenues</b>				
LTF (1/4 Cent Sales Tax)	\$ 74,147,446	\$ 65,205,061	\$ —	\$ —
STAF	18,866,984	22,554,080	—	—
Other Locally Funded Sales Tax	154,554,791	—	—	105,366,507
Interest	23,898,757	1,703,958	9,885	3,504,985
Federal Grants	1,736,534	7,552,527	—	—
State Grants	2,918,525	137,739	—	951,204
Local Grants	842,243	2,916,467	—	640,000
LTF Allocation	11,130,665	2,918,781	—	—
TDA Allocation Returned	—	—	—	—
Other/Miscellaneous	6,415,520	13,910,812	70,250	120,305
Developer Fees	40,757,248	—	—	—
Vehicle Registration Fees	1,681,130	2,245,630	—	—
<b>Total Revenues</b>	<b>\$ 336,949,843</b>	<b>\$ 119,145,055</b>	<b>\$ 80,135</b>	<b>\$ 110,583,001</b>
<b>Expenditures</b>				
LTF Claimants, Planning, Administration	\$ 70,533,176	\$ 73,672,035	\$ —	\$ —
STAF Claimants	3,423,376	22,175,628	—	—
Salaries, Wages, Fringe Benefits	5,526,062	—	—	433,564
Services and Supplies	173,783,985	28,179,861	118,297	1,669,406
Interest	5,275,498	—	—	1,498,106
Debt Service Principal Payments	31,515,079	—	—	—
Capital Outlay	—	—	—	—
Fixed Assets	161,267	45,758	—	—
Depreciation	—	—	—	—
All Other	—	—	—	156,241,560
<b>Total Expenditures</b>	<b>\$ 290,218,443</b>	<b>\$ 124,073,282</b>	<b>\$ 118,297</b>	<b>\$ 159,842,636</b>
<b>Excess (Deficiency) of Revenues</b>				
<b>Over (Under) Expenditures</b>	<b>\$ 46,731,400</b>	<b>\$ (4,928,227)</b>	<b>\$ (38,162)</b>	<b>\$ (49,259,635)</b>
<b>Other Sources and Uses</b>				
Operating Transfers In	\$ 34,688,634	\$ —	\$ —	\$ 11,936,603
Operating Transfers Out	34,688,634	—	—	11,936,603
Long -Term Debt Proceeds	50,000,000	—	—	101,673,487
Other Sources (Uses)	—	—	—	—
<b>Total Other Sources and (Uses)</b>	<b>\$ 50,000,000</b>	<b>\$ —</b>	<b>\$ —</b>	<b>\$ 101,673,487</b>
<b>Excess (Deficiency) of Revenues and</b>				
<b>Other Sources Over (Under)</b>				
<b>Expenditures and Other Uses</b>	<b>\$ 96,731,400</b>	<b>\$ (4,928,227)</b>	<b>\$ (38,162)</b>	<b>\$ 52,413,852</b>
<b>Equity, Beginning of Year</b>	<b>\$ 453,429,213</b>	<b>\$ 24,129,906</b>	<b>\$ 228,058</b>	<b>\$ 33,031,700</b>
Prior Period/Other Adjustments	—	—	—	—
<b>Equity, End of Year</b>	<b>\$ 550,160,613</b>	<b>\$ 19,201,679</b>	<b>\$ 189,896</b>	<b>\$ 85,445,552</b>

**Table 1. Transportation Planning Agencies Annual Report — Fiscal Year 2006-07 — (continued)**  
**Statements of Revenues, Expenditures, and Changes in Fund Balance**  
**For All Fund Types**

	Sacramento Abandoned Vehicle Service Authority	Council of San Benito County Governments	San Bernardino Associated Governments	San Diego Association of Governments
<b>Revenues</b>				
LTF (1/4 Cent Sales Tax)	\$ —	\$ 1,187,910	\$ 78,833,385	\$ 120,851,482
STAF	—	483,352	19,935,558	8,870,663
Other Locally Funded Sales Tax	—	—	147,929,491	352,130,241
Interest	35,808	793,734	11,868,313	8,140,769
Federal Grants	—	2,315,970	34,217,715	32,286,753
State Grants	—	7,963,246	39,323,997	15,581,022
Local Grants	—	22,635,432	247,265	3,498,178
LTF Allocation	—	241,746	2,728,490	6,821,140
TDA Allocation Returned	—	—	—	3,185,033
Other/Miscellaneous	—	509,046	10,492,436	64,204,786
Developer Fees	—	—	—	—
Vehicle Registration Fees	1,144,870	47,735	1,659,519	—
<b>Total Revenues</b>	<b>\$ 1,180,678</b>	<b>\$ 36,178,171</b>	<b>\$ 347,236,169</b>	<b>\$ 615,570,067</b>
<b>Expenditures</b>				
LTF Claimants, Planning, Administration	\$ —	\$ 746,780	\$ 68,355,428	\$ 128,701,518
STAF Claimants	—	636,209	4,264,688	9,006,825
Salaries, Wages, Fringe Benefits	—	392,946	3,903,401	19,554,274
Services and Supplies	—	8,666,910	182,642,098	339,410,508
Interest	—	—	6,832,306	9,303,162
Debt Service Principal Payments	—	—	32,250,000	61,935,000
Capital Outlay	—	—	—	126,189,617
Fixed Assets	—	—	—	—
Depreciation	—	—	—	—
All Other	1,234,096	—	862,445	—
<b>Total Expenditures</b>	<b>\$ 1,234,096</b>	<b>\$ 10,442,845</b>	<b>\$ 299,110,366</b>	<b>\$ 694,100,904</b>
<b>Excess (Deficiency) of Revenues Over (Under) Expenditures</b>	<b>\$ (53,418)</b>	<b>\$ 25,735,326</b>	<b>\$ 48,125,803</b>	<b>\$ (78,530,837)</b>
<b>Other Sources and Uses</b>				
Operating Transfers In	\$ —	\$ —	\$ 38,261,961	\$ 195,423,779
Operating Transfers Out	—	—	38,261,961	195,423,779
Long -Term Debt Proceeds	—	—	—	34,000,000
Other Sources (Uses)	—	—	—	(16,235,639)
<b>Total Other Sources and (Uses)</b>	<b>\$ —</b>	<b>\$ —</b>	<b>\$ —</b>	<b>\$ 17,764,361</b>
<b>Excess (Deficiency) of Revenues and Other Sources Over (Under) Expenditures and Other Uses</b>	<b>\$ (53,418)</b>	<b>\$ 25,735,326</b>	<b>\$ 48,125,803</b>	<b>\$ (60,766,476)</b>
<b>Equity, Beginning of Year</b>	<b>\$ 390,322</b>	<b>\$ 11,946,357</b>	<b>\$ 262,974,764</b>	<b>\$ 202,983,668</b>
Prior Period/Other Adjustments	—	1,154,529	2,515,641	(25,037,990)
<b>Equity, End of Year</b>	<b>\$ 336,904</b>	<b>\$ 38,836,212</b>	<b>\$ 313,616,208</b>	<b>\$ 117,179,202</b>

**Table 1. Transportation Planning Agencies Annual Report — Fiscal Year 2006-07 — (continued)**  
**Statements of Revenues, Expenditures, and Changes in Fund Balance**  
**For All Fund Types**

	San Diego Metropolitan Transit System	San Francisco County Transportation Authority	San Joaquin County Council of Governments	San Luis Obispo Area Council of Governments
<b>Revenues</b>				
LTF (1/4 Cent Sales Tax)	\$ —	\$ —	\$ 23,709,474	\$ 10,662,036
STAF	28,930,454	—	6,927,580	2,569,242
Other Locally Funded Sales Tax	—	76,910,273	48,344,023	—
Interest	13,506,436	9,160,070	10,843,850	539,038
Federal Grants	48,950,712	1,124,251	2,454,680	963,111
State Grants	9,926,694	193,892	894,766	1,766,471
Local Grants	17,953,184	1,000,070	505,250	24,971
LTF Allocation	19,000,114	—	980,443	750,429
TDA Allocation Returned	—	—	—	—
Other/Miscellaneous	2,879,123	—	128,321	2,411,898
Developer Fees	—	—	10,556,082	—
Vehicle Registration Fees	—	—	—	286,801
<b>Total Revenues</b>	<b>\$ 141,146,717</b>	<b>\$ 88,388,556</b>	<b>\$ 105,344,469</b>	<b>\$ 19,973,997</b>
<b>Expenditures</b>				
LTF Claimants, Planning, Administration	\$ —	\$ —	\$ 27,625,456	\$ 10,521,434
STAF Claimants	28,663,136	—	4,128,398	1,977,019
Salaries, Wages, Fringe Benefits	10,548,115	1,821,212	2,687,894	1,532,742
Services and Supplies	4,402,878	4,649,207	286,278	1,729,378
Interest	10,867,600	5,513,740	5,699,742	—
Debt Service Principal Payments	—	—	72,006	—
Capital Outlay	—	—	—	—
Fixed Assets	—	—	18,076	1,050,294
Depreciation	1,902,698	—	80,739,140	—
All Other	(7,300,424)	103,944,147	3,779,994	3,620,357
<b>Total Expenditures</b>	<b>\$ 49,084,003</b>	<b>\$ 115,928,306</b>	<b>\$ 125,036,984</b>	<b>\$ 20,431,224</b>
<b>Excess (Deficiency) of Revenues Over (Under) Expenditures</b>	<b>\$ 92,062,714</b>	<b>\$ (27,539,750)</b>	<b>\$ (19,692,515)</b>	<b>\$ (457,227)</b>
<b>Other Sources and Uses</b>				
Operating Transfers In	\$ —	\$ 1,702,662	\$ —	\$ —
Operating Transfers Out	—	1,702,662	—	—
Long -Term Debt Proceeds	—	—	—	—
Other Sources (Uses)	(69,904,967)	—	—	—
<b>Total Other Sources and (Uses)</b>	<b>\$ (69,904,967)</b>	<b>\$ —</b>	<b>\$ —</b>	<b>\$ —</b>
<b>Excess (Deficiency) of Revenues and Other Sources Over (Under) Expenditures and Other Uses</b>	<b>\$ 22,157,747</b>	<b>\$ (27,539,750)</b>	<b>\$ (19,692,515)</b>	<b>\$ (457,227)</b>
<b>Equity, Beginning of Year</b>	<b>\$ 175,991,292</b>	<b>\$ 23,726,620</b>	<b>\$ 220,511,814</b>	<b>\$ 12,486,523</b>
Prior Period/Other Adjustments	(26,436,897)	—	—	—
<b>Equity, End of Year</b>	<b>\$ 171,712,142</b>	<b>\$ (3,813,130)</b>	<b>\$ 200,819,299</b>	<b>\$ 12,029,296</b>

**Table 1. Transportation Planning Agencies Annual Report — Fiscal Year 2006-07 — (continued)**  
**Statements of Revenues, Expenditures, and Changes in Fund Balance**  
**For All Fund Types**

	San Mateo County Transportation Authority	Peninsula Traffic Congestion Relief Alliance	Santa Barbara County Association of Governments	Santa Clara County Congestion Management Agency
<b>Revenues</b>				
LTF (1/4 Cent Sales Tax)	\$ —	\$ —	\$ 15,459,295	\$ —
STAF	—	—	4,493,537	—
Other Locally Funded Sales Tax	67,766,091	—	32,837,719	—
Interest	20,420,611	15,126	1,858,389	267,000
Federal Grants	—	—	1,738,819	794,000
State Grants	—	—	4,610,221	229,000
Local Grants	448,988	1,437,815	232,369	50,509,000
LTF Allocation	—	—	327,675	—
TDA Allocation Returned	—	—	—	—
Other/Miscellaneous	902,444	1,004,512	932,638	71,000
Developer Fees	—	—	—	—
Vehicle Registration Fees	—	—	357,921	—
<b>Total Revenues</b>	<b>\$ 89,538,134</b>	<b>\$ 2,457,453</b>	<b>\$ 62,848,583</b>	<b>\$ 51,870,000</b>
<b>Expenditures</b>				
LTF Claimants, Planning, Administration	\$ —	\$ —	\$ 16,129,353	\$ —
STAF Claimants	—	—	4,531,015	—
Salaries, Wages, Fringe Benefits	499,999	717,770	2,071,252	5,640,000
Services and Supplies	177,267	1,386,016	9,540,597	888,000
Interest	788,705	—	450,188	—
Debt Service Principal Payments	8,475,000	—	3,887,806	—
Capital Outlay	—	—	—	45,766,000
Fixed Assets	—	—	114,525	—
Depreciation	—	—	—	—
All Other	48,104,434	293,349	28,073,421	40,000
<b>Total Expenditures</b>	<b>\$ 58,045,405</b>	<b>\$ 2,397,135</b>	<b>\$ 64,798,157</b>	<b>\$ 52,334,000</b>
<b>Excess (Deficiency) of Revenues Over (Under) Expenditures</b>	<b>\$ 31,492,729</b>	<b>\$ 60,318</b>	<b>\$ (1,949,574)</b>	<b>\$ (464,000)</b>
<b>Other Sources and Uses</b>				
Operating Transfers In	\$ —	\$ —	\$ 5,410,982	\$ —
Operating Transfers Out	—	—	5,410,982	—
Long -Term Debt Proceeds	—	—	8,331,581	—
Other Sources (Uses)	—	—	—	—
<b>Total Other Sources and (Uses)</b>	<b>\$ —</b>	<b>\$ —</b>	<b>\$ 8,331,581</b>	<b>\$ —</b>
<b>Excess (Deficiency) of Revenues and Other Sources Over (Under) Expenditures and Other Uses</b>	<b>\$ 31,492,729</b>	<b>\$ 60,318</b>	<b>\$ 6,382,007</b>	<b>\$ (464,000)</b>
<b>Equity, Beginning of Year</b>	<b>\$ 412,309,624</b>	<b>\$ 367,069</b>	<b>\$ 31,783,587</b>	<b>\$ 1,930,000</b>
Prior Period/Other Adjustments	—	—	(323,110)	—
<b>Equity, End of Year</b>	<b>\$ 443,802,353</b>	<b>\$ 427,387</b>	<b>\$ 37,842,484</b>	<b>\$ 1,466,000</b>

**Table 1. Transportation Planning Agencies Annual Report — Fiscal Year 2006-07 — (continued)**  
**Statements of Revenues, Expenditures, and Changes in Fund Balance**  
**For All Fund Types**

	Santa Cruz County Transportation Commission	Shasta County Regional Transportation Planning Agency	Sierra County Local Transportation Commission	Siskiyou County Local Transportation Commission
<b>Revenues</b>				
LTF (1/4 Cent Sales Tax)	\$ 8,111,662	\$ 7,377,406	\$ 58,880	\$ 1,311,003
STAF	4,497,298	1,620,301	22,024	404,854
Other Locally Funded Sales Tax	—	—	—	—
Interest	509,451	138,101	4,207	27,114
Federal Grants	1,791,361	847,180	—	—
State Grants	4,168,424	1,491,418	137,039	184,356
Local Grants	51,651	—	—	—
LTF Allocation	969,832	237,159	—	92,796
TDA Allocation Returned	—	93,209	—	—
Other/Miscellaneous	226,260	920	11,218	—
Developer Fees	—	—	—	—
Vehicle Registration Fees	235,058	—	—	—
<b>Total Revenues</b>	<b>\$ 20,560,997</b>	<b>\$ 11,805,694</b>	<b>\$ 233,368</b>	<b>\$ 2,020,123</b>
<b>Expenditures</b>				
LTF Claimants, Planning, Administration	\$ 8,018,623	\$ 7,812,971	\$ 16,587	\$ 1,331,671
STAF Claimants	4,497,175	502,577	—	130,321
Salaries, Wages, Fringe Benefits	1,619,826	—	—	—
Services and Supplies	2,895,167	848,779	193,905	271,231
Interest	—	—	—	—
Debt Service Principal Payments	—	—	—	—
Capital Outlay	—	—	—	—
Fixed Assets	—	—	—	—
Depreciation	—	—	—	—
All Other	3,785,745	1,656,578	—	—
<b>Total Expenditures</b>	<b>\$ 20,816,536</b>	<b>\$ 10,820,905</b>	<b>\$ 210,492</b>	<b>\$ 1,733,223</b>
<b>Excess (Deficiency) of Revenues</b>				
<b>Over (Under) Expenditures</b>	<b>\$ (255,539)</b>	<b>\$ 984,789</b>	<b>\$ 22,876</b>	<b>\$ 286,900</b>
<b>Other Sources and Uses</b>				
Operating Transfers In	\$ —	\$ —	\$ —	\$ —
Operating Transfers Out	—	—	—	—
Long -Term Debt Proceeds	—	—	—	—
Other Sources (Uses)	—	—	—	—
<b>Total Other Sources and (Uses)</b>	<b>\$ —</b>	<b>\$ —</b>	<b>\$ —</b>	<b>\$ —</b>
<b>Excess (Deficiency) of Revenues and</b>				
<b>Other Sources Over (Under)</b>				
<b>Expenditures and Other Uses</b>	<b>\$ (255,539)</b>	<b>\$ 984,789</b>	<b>\$ 22,876</b>	<b>\$ 286,900</b>
<b>Equity, Beginning of Year</b>	<b>\$ 11,574,365</b>	<b>\$ 3,018,250</b>	<b>\$ 136,542</b>	<b>\$ 367,328</b>
Prior Period/Other Adjustments	1,209,038	(184,704)	11,130	—
<b>Equity, End of Year</b>	<b>\$ 12,527,864</b>	<b>\$ 3,818,335</b>	<b>\$ 170,548</b>	<b>\$ 654,228</b>



**Table 1. Transportation Planning Agencies Annual Report — Fiscal Year 2006-07 — (continued)**  
**Statements of Revenues, Expenditures, and Changes in Fund Balance**  
**For All Fund Types**

	Solano County Transportation Authority Congestion Management	Sonoma County Transportation Authority	Stanislaus Council of Governments	Tehama County Transportation Commission
<b>Revenues</b>				
LTF (1/4 Cent Sales Tax)	\$ —	\$ —	\$ 18,296,251	\$ 1,938,008
STAF	—	—	4,640,495	516,111
Other Locally Funded Sales Tax	—	19,770,528	—	—
Interest	42,033	897,196	257,782	9,783
Federal Grants	1,719,665	—	1,687,560	291,942
State Grants	8,398,323	1,176,981	1,570,725	275,000
Local Grants	522,825	325,022	—	—
LTF Allocation	—	1,153,048	775,058	98,717
TDA Allocation Returned	—	—	—	—
Other/Miscellaneous	—	4,256	601,440	23,834
Developer Fees	—	—	—	—
Vehicle Registration Fees	365,065	—	—	—
<b>Total Revenues</b>	<b>\$ 11,047,911</b>	<b>\$ 23,327,031</b>	<b>\$ 27,829,311</b>	<b>\$ 3,153,395</b>
<b>Expenditures</b>				
LTF Claimants, Planning, Administration	\$ —	\$ —	\$ 18,278,151	\$ 1,351,200
STAF Claimants	—	—	4,613,974	516,830
Salaries, Wages, Fringe Benefits	1,677,165	912,264	985,079	177,806
Services and Supplies	—	4,767,684	1,937,482	268,933
Interest	—	—	5,220	—
Debt Service Principal Payments	—	—	—	—
Capital Outlay	—	—	—	—
Fixed Assets	—	—	—	—
Depreciation	—	—	—	—
All Other	9,059,693	10,222,706	487,205	285,414
<b>Total Expenditures</b>	<b>\$ 10,736,858</b>	<b>\$ 15,902,654</b>	<b>\$ 26,307,111</b>	<b>\$ 2,600,183</b>
<b>Excess (Deficiency) of Revenues Over (Under) Expenditures</b>	<b>\$ 311,053</b>	<b>\$ 7,424,377</b>	<b>\$ 1,522,200</b>	<b>\$ 553,212</b>
<b>Other Sources and Uses</b>				
Operating Transfers In	\$ —	\$ —	\$ 16,094	\$ —
Operating Transfers Out	—	—	16,094	—
Long -Term Debt Proceeds	—	—	71,301	—
Other Sources (Uses)	—	—	—	—
<b>Total Other Sources and (Uses)</b>	<b>\$ —</b>	<b>\$ —</b>	<b>\$ 71,301</b>	<b>\$ —</b>
<b>Excess (Deficiency) of Revenues and Other Sources Over (Under) Expenditures and Other Uses</b>	<b>\$ 311,053</b>	<b>\$ 7,424,377</b>	<b>\$ 1,593,501</b>	<b>\$ 553,212</b>
<b>Equity, Beginning of Year</b>	<b>\$ 1,187,682</b>	<b>\$ 14,142,648</b>	<b>\$ 1,852,124</b>	<b>\$ 114,632</b>
Prior Period/Other Adjustments	—	—	40,577	—
<b>Equity, End of Year</b>	<b>\$ 1,498,735</b>	<b>\$ 21,567,025</b>	<b>\$ 3,486,202</b>	<b>\$ 667,844</b>

**Table 1. Transportation Planning Agencies Annual Report — Fiscal Year 2006-07 — (continued)**  
**Statements of Revenues, Expenditures, and Changes in Fund Balance**  
**For All Fund Types**

	Trinity County Transportation Commission	Tulare County Association of Governments	Tuolumne County and Cities Planning Council	Ventura County Transportation Commission
<b>Revenues</b>				
LTF (1/4 Cent Sales Tax)	\$ 192,779	\$ 12,320,903	\$ 1,637,290	\$ 31,039,151
STAF	120,081	3,693,893	488,418	6,855,569
Other Locally Funded Sales Tax	—	2,105,326	—	—
Interest	34,671	375,200	34,919	1,420,266
Federal Grants	—	1,202,209	—	15,473,712
State Grants	162,000	50,000	346,000	3,468,113
Local Grants	—	290,189	—	19,818,012
LTF Allocation	66,000	511,006	59,875	1,678,928
TDA Allocation Returned	138,421	—	—	—
Other/Miscellaneous	—	207,175	4,320	9,828
Developer Fees	—	—	—	—
Vehicle Registration Fees	—	—	—	737,885
<b>Total Revenues</b>	<b>\$ 713,952</b>	<b>\$ 20,755,901</b>	<b>\$ 2,570,822</b>	<b>\$ 80,501,464</b>
<b>Expenditures</b>				
LTF Claimants, Planning, Administration	\$ 344,500	\$ 11,386,733	\$ 1,845,033	\$ 34,563,930
STAF Claimants	95,000	916,742	493,319	2,383,430
Salaries, Wages, Fringe Benefits	—	—	407,716	2,048,467
Services and Supplies	155,232	1,875,783	137,723	52,275,868
Interest	—	—	—	964,498
Debt Service Principal Payments	—	—	—	—
Capital Outlay	—	—	—	—
Fixed Assets	—	—	35,499	—
Depreciation	—	—	—	—
All Other	—	—	—	—
<b>Total Expenditures</b>	<b>\$ 594,732</b>	<b>\$ 14,179,258</b>	<b>\$ 2,919,290</b>	<b>\$ 92,236,193</b>
<b>Excess (Deficiency) of Revenues Over (Under) Expenditures</b>	<b>\$ 119,220</b>	<b>\$ 6,576,643</b>	<b>\$ (348,468)</b>	<b>\$ (11,734,729)</b>
<b>Other Sources and Uses</b>				
Operating Transfers In	\$ —	\$ —	\$ —	\$ 714,465
Operating Transfers Out	—	—	—	714,465
Long -Term Debt Proceeds	—	—	—	—
Other Sources (Uses)	—	—	—	—
<b>Total Other Sources and (Uses)</b>	<b>\$ —</b>	<b>\$ —</b>	<b>\$ —</b>	<b>\$ —</b>
<b>Excess (Deficiency) of Revenues and Other Sources Over (Under) Expenditures and Other Uses</b>	<b>\$ 119,220</b>	<b>\$ 6,576,643</b>	<b>\$ (348,468)</b>	<b>\$ (11,734,729)</b>
<b>Equity, Beginning of Year</b>	<b>\$ 1,061,592</b>	<b>\$ 6,021,167</b>	<b>\$ 2,292,572</b>	<b>\$ 32,938,250</b>
Prior Period/Other Adjustments	—	(1,038,049)	(1,225,335)	—
<b>Equity, End of Year</b>	<b>\$ 1,180,812</b>	<b>\$ 11,559,761</b>	<b>\$ 718,769</b>	<b>\$ 21,203,521</b>

**Table 1. Transportation Planning Agencies Annual Report — Fiscal Year 2006-07 — (continued)**  
**Statements of Revenues, Expenditures, and Changes in Fund Balance**  
**For All Fund Types**

	State Total
<b>Revenues</b>	
LTF (1/4 Cent Sales Tax)	\$ 1,374,014,271
STAF	620,531,123
Other Locally Funded Sales Tax	2,932,664,008
Interest	435,941,886
Federal Grants	309,931,969
State Grants	775,540,326
Local Grants	673,925,983
LTF Allocation	81,770,561
TDA Allocation Returned	4,160,225
Other/Miscellaneous	683,529,653
Developer Fees	135,641,243
Vehicle Registration Fees	33,593,668
<b>Total Revenues</b>	<b>\$ 8,061,244,916</b>
<b>Expenditures</b>	
LTF Claimants, Planning, Administration	\$ 1,408,620,969
STAF Claimants	493,476,648
Salaries, Wages, Fringe Benefits	327,576,655
Services and Supplies	1,723,196,423
Interest	563,294,395
Debt Service Principal Payments	262,215,092
Capital Outlay	391,103,323
Fixed Assets	16,633,482
Depreciation	123,679,533
All Other	1,827,950,761
<b>Total Expenditures</b>	<b>\$ 7,137,747,281</b>
<b>Excess (Deficiency) of Revenues</b>	
<b>Over (Under) Expenditures</b>	<b>\$ 923,497,635</b>
<b>Other Sources and Uses</b>	
Operating Transfers In	\$ 1,124,924,819
Operating Transfers Out	1,124,924,819
Long -Term Debt Proceeds	194,179,029
Other Sources (Uses)	(612,879,007)
<b>Total Other Sources and (Uses)</b>	<b>\$ (418,699,978)</b>
<b>Excess (Deficiency) of Revenues and</b>	
<b>Other Sources Over (Under)</b>	
<b>Expenditures and Other Uses</b>	<b>\$ 504,797,657</b>
<b>Equity, Beginning of Year</b>	<b>\$ 732,620,813</b>
Prior Period/Other Adjustments	(21,835,283)
<b>Equity, End of Year</b>	<b>\$ 1,215,583,187</b>

**Table 2. Transportation Planning Agencies Annual Report — Fiscal Year 2006-07**  
**Local Transportation Funds Balance Sheets and Statements of Revenues, Expenditures,**  
**and Changes in Fund Balance**

	Metropolitan Transportation Commission Alameda	Contra Costa	Marin	Napa
<b>Balance Sheets</b>				
<b>Assets</b>				
Cash and Investments	\$ 13,382,021	\$ 14,762,377	\$ 1,270,906	\$ 12,041,301
Accounts Receivable	—	—	—	—
Interest Receivable	165,000	24,276	20,000	—
Due From Other Funds	—	—	—	—
Due From Other Agencies	—	—	—	—
Other Assets	—	46,722	—	—
<b>Total Assets</b>	<b>\$ 13,547,021</b>	<b>\$ 14,833,375</b>	<b>\$ 1,290,906</b>	<b>\$ 12,041,301</b>
<b>Liabilities</b>				
Accounts Payable	\$ 454,255	\$ 530,145	\$ —	\$ 48,340
Due to Other Funds	—	—	—	—
Due to Other Agencies	—	—	—	—
Other Liabilities	230,364	112,199	23,010	—
TDA Allocations Payable	—	—	—	—
<b>Total Liabilities</b>	<b>\$ 684,619</b>	<b>\$ 642,344</b>	<b>\$ 23,010</b>	<b>\$ 48,340</b>
<b>Fund Equity</b>				
<b>Reserved</b>				
TDA Current Allocations Unpaid	\$ 12,862,402	\$ 14,191,031	\$ 1,267,896	\$ 11,992,961
TDA Funds Reserved	—	—	—	—
TDA Unallocated Apportionments	—	—	—	—
TDA Unrestricted	—	—	—	—
<b>Total Fund Equity</b>	<b>\$ 12,862,402</b>	<b>\$ 14,191,031</b>	<b>\$ 1,267,896</b>	<b>\$ 11,992,961</b>
<b>Total Liabilities and Equity</b>	<b>\$ 13,547,021</b>	<b>\$ 14,833,375</b>	<b>\$ 1,290,906</b>	<b>\$ 12,041,301</b>
<b>Statement of Revenues, Expenditures and Changes in Fund Balance</b>				
<b>Revenues</b>				
LTF (1/4 cent Sales Tax)	\$ 63,918,498	\$ 35,180,377	\$ 10,909,950	\$ 6,221,159
Interest	841,675	535,617	127,943	341,751
TDA Allocations Returned	—	—	—	—
Other/Miscellaneous	—	—	—	—
<b>Total Revenues</b>	<b>\$ 64,760,173</b>	<b>\$ 35,715,994</b>	<b>\$ 11,037,893</b>	<b>\$ 6,562,910</b>
<b>Expenditures</b>				
LTF Claimants, Planning, Administration	\$ 64,533,817	\$ 37,487,869	\$ 11,147,878	\$ 5,344,877
All Other	—	—	—	—
<b>Total Expenditures</b>	<b>\$ 64,533,817</b>	<b>\$ 37,487,869</b>	<b>\$ 11,147,878</b>	<b>\$ 5,344,877</b>
<b>Excess (Deficiency) of Revenues Over (Under) Expenditures</b>	<b>\$ 226,356</b>	<b>\$ (1,771,875)</b>	<b>\$ (109,985)</b>	<b>\$ 1,218,033</b>
<b>Other Sources and (Uses)</b>				
Operating Transfers In	\$ —	\$ —	\$ —	\$ —
Operating Transfers Out	—	—	—	—
Other Sources (Uses)	—	—	—	—
<b>Total Other Sources and (Uses)</b>	<b>\$ —</b>	<b>\$ —</b>	<b>\$ —</b>	<b>\$ —</b>
<b>Excess (Deficiency) of Revenues and Other Sources Over (Under) Expenditures and Other Uses</b>	<b>\$ 226,356</b>	<b>\$ (1,771,875)</b>	<b>\$ (109,985)</b>	<b>\$ 1,218,033</b>
<b>Equity, Beginning of Year</b>	<b>\$ 12,636,046</b>	<b>\$ 15,962,906</b>	<b>\$ 1,377,881</b>	<b>\$ 10,774,928</b>
Prior Year Adjustments	—	—	—	—
<b>Equity, End of Year</b>	<b>\$ 12,862,402</b>	<b>\$ 14,191,031</b>	<b>\$ 1,267,896</b>	<b>\$ 11,992,961</b>

**Table 2. Transportation Planning Agencies Annual Report — Fiscal Year 2006-07 — (continued)**  
**Local Transportation Funds Balance Sheets and Statements of Revenues, Expenditures,**  
**and Changes in Fund Balance**

	Metropolitan Transportation Commission — (continued)			
	San Francisco	San Mateo	Santa Clara	Solano
<b>Balance Sheets</b>				
<b>Assets</b>				
Cash and Investments	\$ 1,587,606	\$ 3,140,757	\$ 12,999,912	\$ 10,701,655
Accounts Receivable	—	—	—	—
Interest Receivable	—	47,018	—	—
Due From Other Funds	—	—	—	—
Due From Other Agencies	—	—	—	—
Other Assets	—	—	—	—
<b>Total Assets</b>	<b>\$ 1,587,606</b>	<b>\$ 3,187,775</b>	<b>\$ 12,999,912</b>	<b>\$ 10,701,655</b>
<b>Liabilities</b>				
Accounts Payable	\$ 34,082	\$ 106,322	\$ 5,008,308	\$ 1,515,594
Due to Other Funds	—	—	—	—
Due to Other Agencies	—	—	—	—
Other Liabilities	4,861	—	466,779	175,408
TDA Allocations Payable	—	—	—	—
<b>Total Liabilities</b>	<b>\$ 38,943</b>	<b>\$ 106,322</b>	<b>\$ 5,475,087</b>	<b>\$ 1,691,002</b>
<b>Fund Equity</b>				
<b>Reserved</b>				
TDA Current Allocations Unpaid	\$ 1,548,663	\$ 3,081,453	\$ 7,524,825	\$ 9,010,653
TDA Funds Reserved	—	—	—	—
TDA Unallocated Apportionments	—	—	—	—
TDA Unrestricted	—	—	—	—
<b>Total Fund Equity</b>	<b>\$ 1,548,663</b>	<b>\$ 3,081,453</b>	<b>\$ 7,524,825</b>	<b>\$ 9,010,653</b>
<b>Total Liabilities and Equity</b>	<b>\$ 1,587,606</b>	<b>\$ 3,187,775</b>	<b>\$ 12,999,912</b>	<b>\$ 10,701,655</b>
<b>Statement of Revenues, Expenditures and Changes in Fund Balance</b>				
<b>Revenues</b>				
LTF (1/4 cent Sales Tax)	\$ 35,607,503	\$ 33,077,039	\$ 82,627,899	\$ 15,864,472
Interest	201,747	334,301	537,898	526,653
TDA Allocations Returned	—	—	—	—
Other/Miscellaneous	—	—	—	—
<b>Total Revenues</b>	<b>\$ 35,809,250</b>	<b>\$ 33,411,340</b>	<b>\$ 83,165,797</b>	<b>\$ 16,391,125</b>
<b>Expenditures</b>				
LTF Claimants, Planning, Administration	\$ 39,815,591	\$ 36,492,437	\$ 86,153,356	\$ 19,438,853
All Other	—	—	—	—
<b>Total Expenditures</b>	<b>\$ 39,815,591</b>	<b>\$ 36,492,437</b>	<b>\$ 86,153,356</b>	<b>\$ 19,438,853</b>
<b>Excess (Deficiency) of Revenues Over (Under) Expenditures</b>	<b>\$ (4,006,341)</b>	<b>\$ (3,081,097)</b>	<b>\$ (2,987,559)</b>	<b>\$ (3,047,728)</b>
<b>Other Sources and (Uses)</b>				
Operating Transfers In	\$ —	\$ —	\$ —	\$ —
Operating Transfers Out	—	—	—	—
Other Sources (Uses)	—	—	—	—
<b>Total Other Sources and (Uses)</b>	<b>\$ —</b>	<b>\$ —</b>	<b>\$ —</b>	<b>\$ —</b>
<b>Excess (Deficiency) of Revenues and Other Sources Over (Under) Expenditures and Other Uses</b>	<b>\$ (4,006,341)</b>	<b>\$ (3,081,097)</b>	<b>\$ (2,987,559)</b>	<b>\$ (3,047,728)</b>
<b>Equity, Beginning of Year</b>	<b>\$ 5,555,004</b>	<b>\$ 6,162,550</b>	<b>\$ 10,512,384</b>	<b>\$ 12,058,381</b>
Prior Year Adjustments	—	—	—	—
<b>Equity, End of Year</b>	<b>\$ 1,548,663</b>	<b>\$ 3,081,453</b>	<b>\$ 7,524,825</b>	<b>\$ 9,010,653</b>

**Table 2. Transportation Planning Agencies Annual Report — Fiscal Year 2006-07 — (continued)**  
**Local Transportation Funds Balance Sheets and Statements of Revenues, Expenditures,**  
**and Changes in Fund Balance**

	Metropolitan Transportation Commission — (continued)		Alpine County Transportation Commission	Amador County Transportation Commission
	Sonoma	Total		
<b>Balance Sheets</b>				
<b>Assets</b>				
Cash and Investments	\$ 16,052,918	\$ 85,939,453	\$ 30,266	\$ 520,168
Accounts Receivable	—	—	—	—
Interest Receivable	—	256,294	—	—
Due From Other Funds	—	—	—	—
Due From Other Agencies	—	—	—	—
Other Assets	—	46,722	132,818	—
<b>Total Assets</b>	<b>\$ 16,052,918</b>	<b>\$ 86,242,469</b>	<b>\$ 163,084</b>	<b>\$ 520,168</b>
<b>Liabilities</b>				
Accounts Payable	\$ 335,563	\$ 8,032,609	\$ —	\$ —
Due to Other Funds	—	—	—	—
Due to Other Agencies	—	—	—	67,600
Other Liabilities	33,674	1,046,295	40,800	—
TDA Allocations Payable	—	—	—	—
<b>Total Liabilities</b>	<b>\$ 369,237</b>	<b>\$ 9,078,904</b>	<b>\$ 40,800</b>	<b>\$ 67,600</b>
<b>Fund Equity</b>				
<b>Reserved</b>				
TDA Current Allocations Unpaid	\$ 15,683,681	\$ 77,163,565	\$ —	\$ —
TDA Funds Reserved	—	—	—	452,568
TDA Unallocated Apportionments	—	—	122,284	—
TDA Unrestricted	—	—	—	—
<b>Total Fund Equity</b>	<b>\$ 15,683,681</b>	<b>\$ 77,163,565</b>	<b>\$ 122,284</b>	<b>\$ 452,568</b>
<b>Total Liabilities and Equity</b>	<b>\$ 16,052,918</b>	<b>\$ 86,242,469</b>	<b>\$ 163,084</b>	<b>\$ 520,168</b>
<b>Statement of Revenues, Expenditures and Changes in Fund Balance</b>				
<b>Revenues</b>				
LTF (1/4 cent Sales Tax)	\$ 20,197,720	\$ 303,604,617	\$ 79,727	\$ 1,227,030
Interest	852,804	4,300,389	4,518	16,215
TDA Allocations Returned	—	—	—	—
Other/Miscellaneous	—	—	—	—
<b>Total Revenues</b>	<b>\$ 21,050,524</b>	<b>\$ 307,905,006</b>	<b>\$ 84,245</b>	<b>\$ 1,243,245</b>
<b>Expenditures</b>				
LTF Claimants, Planning, Administration	\$ 22,782,360	\$ 323,197,038	\$ 56,202	\$ 1,189,807
All Other	—	—	—	—
<b>Total Expenditures</b>	<b>\$ 22,782,360</b>	<b>\$ 323,197,038</b>	<b>\$ 56,202</b>	<b>\$ 1,189,807</b>
<b>Excess (Deficiency) of Revenues Over (Under) Expenditures</b>	<b>\$ (1,731,836)</b>	<b>\$ (15,292,032)</b>	<b>\$ 28,043</b>	<b>\$ 53,438</b>
<b>Other Sources and (Uses)</b>				
Operating Transfers In	\$ —	\$ —	\$ —	\$ —
Operating Transfers Out	—	—	—	—
Other Sources (Uses)	—	—	—	—
<b>Total Other Sources and (Uses)</b>	<b>\$ —</b>	<b>\$ —</b>	<b>\$ —</b>	<b>\$ —</b>
<b>Excess (Deficiency) of Revenues and Other Sources Over (Under) Expenditures and Other Uses</b>	<b>\$ (1,731,836)</b>	<b>\$ (15,292,032)</b>	<b>\$ 28,043</b>	<b>\$ 53,438</b>
<b>Equity, Beginning of Year</b>	<b>\$ 17,415,517</b>	<b>\$ 92,455,597</b>	<b>\$ 94,241</b>	<b>\$ 399,130</b>
Prior Year Adjustments	—	—	—	—
<b>Equity, End of Year</b>	<b>\$ 15,683,681</b>	<b>\$ 77,163,565</b>	<b>\$ 122,284</b>	<b>\$ 452,568</b>

**Table 2. Transportation Planning Agencies Annual Report — Fiscal Year 2006-07 — (continued)**  
**Local Transportation Funds Balance Sheets and Statements of Revenues, Expenditures,**  
**and Changes in Fund Balance**

	Butte County Association of Governments	Calaveras County Local Transportation Commission	Colusa County Local Transportation Commission	Del Norte County Local Transportation Commission
<b>Balance Sheets</b>				
<b>Assets</b>				
Cash and Investments	\$ 451,181	\$ 519,244	\$ 710,418	\$ —
Accounts Receivable	—	—	59,100	93,566
Interest Receivable	3,419	—	—	—
Due From Other Funds	—	—	—	—
Due From Other Agencies	544,128	—	—	—
Other Assets	—	—	—	—
<b>Total Assets</b>	<b>\$ 998,728</b>	<b>\$ 519,244</b>	<b>\$ 769,518</b>	<b>\$ 93,566</b>
<b>Liabilities</b>				
Accounts Payable	\$ —	\$ —	\$ —	\$ 65,144
Due to Other Funds	—	—	—	—
Due to Other Agencies	650,185	—	—	—
Other Liabilities	—	—	—	—
TDA Allocations Payable	—	—	—	—
<b>Total Liabilities</b>	<b>\$ 650,185</b>	<b>\$ —</b>	<b>\$ —</b>	<b>\$ 65,144</b>
<b>Fund Equity</b>				
<b>Reserved</b>				
TDA Current Allocations Unpaid	\$ —	\$ —	\$ —	\$ —
TDA Funds Reserved	89,648	—	—	—
TDA Unallocated Apportionments	258,895	—	—	28,422
TDA Unrestricted	—	519,244	769,518	—
<b>Total Fund Equity</b>	<b>\$ 348,543</b>	<b>\$ 519,244</b>	<b>\$ 769,518</b>	<b>\$ 28,422</b>
<b>Total Liabilities and Equity</b>	<b>\$ 998,728</b>	<b>\$ 519,244</b>	<b>\$ 769,518</b>	<b>\$ 93,566</b>
<b>Statement of Revenues, Expenditures and Changes in Fund Balance</b>				
<b>Revenues</b>				
LTF (1/4 cent Sales Tax)	\$ 7,015,600	\$ 906,700	\$ 784,543	\$ 599,519
Interest	71,409	17,844	26,885	1,170
TDA Allocations Returned	374,680	—	—	—
Other/Miscellaneous	—	—	—	—
<b>Total Revenues</b>	<b>\$ 7,461,689</b>	<b>\$ 924,544</b>	<b>\$ 811,428</b>	<b>\$ 600,689</b>
<b>Expenditures</b>				
LTF Claimants, Planning, Administration	\$ 7,958,655	\$ 785,754	\$ 661,757	\$ 619,605
All Other	—	—	—	—
<b>Total Expenditures</b>	<b>\$ 7,958,655</b>	<b>\$ 785,754</b>	<b>\$ 661,757</b>	<b>\$ 619,605</b>
<b>Excess (Deficiency) of Revenues Over (Under) Expenditures</b>	<b>\$ (496,966)</b>	<b>\$ 138,790</b>	<b>\$ 149,671</b>	<b>\$ (18,916)</b>
<b>Other Sources and (Uses)</b>				
Operating Transfers In	\$ —	\$ —	\$ —	\$ —
Operating Transfers Out	—	—	—	—
Other Sources (Uses)	—	—	—	—
<b>Total Other Sources and (Uses)</b>	<b>\$ —</b>	<b>\$ —</b>	<b>\$ —</b>	<b>\$ —</b>
<b>Excess (Deficiency) of Revenues and Other Sources Over (Under) Expenditures and Other Uses</b>	<b>\$ (496,966)</b>	<b>\$ 138,790</b>	<b>\$ 149,671</b>	<b>\$ (18,916)</b>
<b>Equity, Beginning of Year</b>	<b>\$ 845,509</b>	<b>\$ 417,345</b>	<b>\$ 628,791</b>	<b>\$ 49,513</b>
Prior Year Adjustments	—	(36,891)	(8,944)	(2,175)
<b>Equity, End of Year</b>	<b>\$ 348,543</b>	<b>\$ 519,244</b>	<b>\$ 769,518</b>	<b>\$ 28,422</b>

**Table 2. Transportation Planning Agencies Annual Report — Fiscal Year 2006-07 — (continued)**  
**Local Transportation Funds Balance Sheets and Statements of Revenues, Expenditures,**  
**and Changes in Fund Balance**

	El Dorado County Local Transportation Commission	Tahoe Regional Planning Agency El Dorado	Placer	Total
<b>Balance Sheets</b>				
<b>Assets</b>				
Cash and Investments	\$ 696,457	\$ 366,412	\$ —	\$ 366,412
Accounts Receivable	—	—	—	—
Interest Receivable	—	—	—	—
Due From Other Funds	—	—	—	—
Due From Other Agencies	264,538	65,262	—	65,262
Other Assets	—	—	—	—
<b>Total Assets</b>	<b>\$ 960,995</b>	<b>\$ 431,674</b>	<b>\$ —</b>	<b>\$ 431,674</b>
<b>Liabilities</b>				
Accounts Payable	\$ —	\$ —	\$ —	\$ —
Due to Other Funds	—	—	—	—
Due to Other Agencies	—	—	86,225	86,225
Other Liabilities	—	—	—	—
TDA Allocations Payable	20,936	—	—	—
<b>Total Liabilities</b>	<b>\$ 20,936</b>	<b>\$ —</b>	<b>\$ 86,225</b>	<b>\$ 86,225</b>
<b>Fund Equity</b>				
<b>Reserved</b>				
TDA Current Allocations Unpaid	\$ 36,893	\$ —	\$ —	\$ —
TDA Funds Reserved	246,333	431,674	(86,225)	345,449
TDA Unallocated Apportionments	656,833	—	—	—
TDA Unrestricted	—	—	—	—
<b>Total Fund Equity</b>	<b>\$ 940,059</b>	<b>\$ 431,674</b>	<b>\$ (86,225)</b>	<b>\$ 345,449</b>
<b>Total Liabilities and Equity</b>	<b>\$ 960,995</b>	<b>\$ 431,674</b>	<b>\$ —</b>	<b>\$ 431,674</b>
<b>Statement of Revenues, Expenditures and Changes in Fund Balance</b>				
<b>Revenues</b>				
LTF (1/4 cent Sales Tax)	\$ 3,872,137	\$ 969,171	\$ 751,026	\$ 1,720,197
Interest	53,303	28,129	13,321	41,450
TDA Allocations Returned	—	—	—	—
Other/Miscellaneous	—	—	—	—
<b>Total Revenues</b>	<b>\$ 3,925,440</b>	<b>\$ 997,300</b>	<b>\$ 764,347</b>	<b>\$ 1,761,647</b>
<b>Expenditures</b>				
LTF Claimants, Planning, Administration	\$ 4,619,708	\$ 876,259	\$ 901,053	\$ 1,777,312
All Other	—	—	—	—
<b>Total Expenditures</b>	<b>\$ 4,619,708</b>	<b>\$ 876,259</b>	<b>\$ 901,053</b>	<b>\$ 1,777,312</b>
<b>Excess (Deficiency) of Revenues Over (Under) Expenditures</b>	<b>\$ (694,268)</b>	<b>\$ 121,041</b>	<b>\$ (136,706)</b>	<b>\$ (15,665)</b>
<b>Other Sources and (Uses)</b>				
Operating Transfers In	\$ —	\$ —	\$ —	\$ —
Operating Transfers Out	—	—	—	—
Other Sources (Uses)	—	—	—	—
<b>Total Other Sources and (Uses)</b>	<b>\$ —</b>	<b>\$ —</b>	<b>\$ —</b>	<b>\$ —</b>
<b>Excess (Deficiency) of Revenues and Other Sources Over (Under) Expenditures and Other Uses</b>	<b>\$ (694,268)</b>	<b>\$ 121,041</b>	<b>\$ (136,706)</b>	<b>\$ (15,665)</b>
<b>Equity, Beginning of Year</b>	<b>\$ 1,634,327</b>	<b>\$ 246,038</b>	<b>\$ 53,028</b>	<b>\$ 299,066</b>
Prior Year Adjustments	—	64,595	(2,547)	62,048
<b>Equity, End of Year</b>	<b>\$ 940,059</b>	<b>\$ 431,674</b>	<b>\$ (86,225)</b>	<b>\$ 345,449</b>



**Table 2. Transportation Planning Agencies Annual Report — Fiscal Year 2006-07 — (continued)**  
**Local Transportation Funds Balance Sheets and Statements of Revenues, Expenditures,**  
**and Changes in Fund Balance**

	Fresno County Council of Governments	Glenn County Local Transportation Commission	Humboldt County Association of Governments	Imperial Valley Association of Governments
<b>Balance Sheets</b>				
<b>Assets</b>				
Cash and Investments	\$ 4,307,920	\$ 670,407	\$ 1,993,448	\$ 4,218,357
Accounts Receivable	—	—	—	—
Interest Receivable	30,149	—	—	32,993
Due From Other Funds	73,886	—	—	—
Due From Other Agencies	—	—	—	—
Other Assets	—	—	—	—
<b>Total Assets</b>	<b>\$ 4,411,955</b>	<b>\$ 670,407</b>	<b>\$ 1,993,448</b>	<b>\$ 4,251,350</b>
<b>Liabilities</b>				
Accounts Payable	\$ —	\$ —	\$ —	\$ —
Due to Other Funds	—	—	—	—
Due to Other Agencies	—	—	—	—
Other Liabilities	—	—	—	—
TDA Allocations Payable	133,300	—	—	—
<b>Total Liabilities</b>	<b>\$ 133,300</b>	<b>\$ —</b>	<b>\$ —</b>	<b>\$ —</b>
<b>Fund Equity</b>				
<b>Reserved</b>				
TDA Current Allocations Unpaid	\$ —	\$ —	\$ —	\$ —
TDA Funds Reserved	4,278,655	—	—	—
TDA Unallocated Apportionments	—	—	—	—
TDA Unrestricted	—	670,407	1,993,448	4,251,350
<b>Total Fund Equity</b>	<b>\$ 4,278,655</b>	<b>\$ 670,407</b>	<b>\$ 1,993,448</b>	<b>\$ 4,251,350</b>
<b>Total Liabilities and Equity</b>	<b>\$ 4,411,955</b>	<b>\$ 670,407</b>	<b>\$ 1,993,448</b>	<b>\$ 4,251,350</b>
<b>Statement of Revenues, Expenditures and Changes in Fund Balance</b>				
<b>Revenues</b>				
LTF (1/4 cent Sales Tax)	\$ 31,489,960	\$ 811,290	\$ 4,322,749	\$ 5,385,085
Interest	527,987	26,961	69,410	104,367
TDA Allocations Returned	—	—	—	—
Other/Miscellaneous	—	—	—	—
<b>Total Revenues</b>	<b>\$ 32,017,947</b>	<b>\$ 838,251</b>	<b>\$ 4,392,159</b>	<b>\$ 5,489,452</b>
<b>Expenditures</b>				
LTF Claimants, Planning, Administration	\$ 31,388,863	\$ 879,319	\$ 3,666,375	\$ 3,302,155
All Other	—	—	—	—
<b>Total Expenditures</b>	<b>\$ 31,388,863</b>	<b>\$ 879,319</b>	<b>\$ 3,666,375</b>	<b>\$ 3,302,155</b>
<b>Excess (Deficiency) of Revenues Over (Under) Expenditures</b>	<b>\$ 629,084</b>	<b>\$ (41,068)</b>	<b>\$ 725,784</b>	<b>\$ 2,187,297</b>
<b>Other Sources and (Uses)</b>				
Operating Transfers In	\$ —	\$ —	\$ —	\$ —
Operating Transfers Out	—	—	—	—
Other Sources (Uses)	—	—	—	—
<b>Total Other Sources and (Uses)</b>	<b>\$ —</b>	<b>\$ —</b>	<b>\$ —</b>	<b>\$ —</b>
<b>Excess (Deficiency) of Revenues and Other Sources Over (Under) Expenditures and Other Uses</b>	<b>\$ 629,084</b>	<b>\$ (41,068)</b>	<b>\$ 725,784</b>	<b>\$ 2,187,297</b>
<b>Equity, Beginning of Year</b>	<b>\$ 3,649,571</b>	<b>\$ 711,475</b>	<b>\$ 1,267,664</b>	<b>\$ 2,064,053</b>
Prior Year Adjustments	—	—	—	—
<b>Equity, End of Year</b>	<b>\$ 4,278,655</b>	<b>\$ 670,407</b>	<b>\$ 1,993,448</b>	<b>\$ 4,251,350</b>

**Table 2. Transportation Planning Agencies Annual Report — Fiscal Year 2006-07 — (continued)**  
**Local Transportation Funds Balance Sheets and Statements of Revenues, Expenditures,**  
**and Changes in Fund Balance**

	Inyo County Local Transportation Commission	Kern Council of Governments	Kings County Association of Governments	Lake County/City Council of Governments
<b>Balance Sheets</b>				
<b>Assets</b>				
Cash and Investments	\$ 178,746	\$ 28,625,134	\$ —	\$ 513,886
Accounts Receivable	—	361,200	—	—
Interest Receivable	839	—	—	—
Due From Other Funds	—	—	—	—
Due From Other Agencies	61,000	—	—	—
Other Assets	—	529,857	—	—
<b>Total Assets</b>	<b>\$ 240,585</b>	<b>\$ 29,516,191</b>	<b>\$ —</b>	<b>\$ 513,886</b>
<b>Liabilities</b>				
Accounts Payable	\$ 227	\$ —	\$ —	\$ —
Due to Other Funds	—	—	—	—
Due to Other Agencies	—	—	—	—
Other Liabilities	—	—	—	—
TDA Allocations Payable	—	—	—	—
<b>Total Liabilities</b>	<b>\$ 227</b>	<b>\$ —</b>	<b>\$ —</b>	<b>\$ —</b>
<b>Fund Equity</b>				
<b>Reserved</b>				
TDA Current Allocations Unpaid	\$ —	\$ —	\$ —	\$ 80,334
TDA Funds Reserved	—	—	—	—
TDA Unallocated Apportionments	240,358	—	—	—
TDA Unrestricted	—	29,516,191	—	433,552
<b>Total Fund Equity</b>	<b>\$ 240,358</b>	<b>\$ 29,516,191</b>	<b>\$ —</b>	<b>\$ 513,886</b>
<b>Total Liabilities and Equity</b>	<b>\$ 240,585</b>	<b>\$ 29,516,191</b>	<b>\$ —</b>	<b>\$ 513,886</b>
<b>Statement of Revenues, Expenditures and Changes in Fund Balance</b>				
<b>Revenues</b>				
LTF (1/4 cent Sales Tax)	\$ 818,110	\$ 30,158,112	\$ 3,174,110	\$ 1,420,046
Interest	6,883	1,261,229	5,205	23,744
TDA Allocations Returned	—	—	—	—
Other/Miscellaneous	—	—	—	17,249
<b>Total Revenues</b>	<b>\$ 824,993</b>	<b>\$ 31,419,341</b>	<b>\$ 3,179,315</b>	<b>\$ 1,461,039</b>
<b>Expenditures</b>				
LTF Claimants, Planning, Administration	\$ 793,421	\$ 20,068,255	\$ 3,179,315	\$ 1,500,000
All Other	—	—	—	—
<b>Total Expenditures</b>	<b>\$ 793,421</b>	<b>\$ 20,068,255</b>	<b>\$ 3,179,315</b>	<b>\$ 1,500,000</b>
<b>Excess (Deficiency) of Revenues Over (Under) Expenditures</b>	<b>\$ 31,572</b>	<b>\$ 11,351,086</b>	<b>\$ —</b>	<b>\$ (38,961)</b>
<b>Other Sources and (Uses)</b>				
Operating Transfers In	\$ —	\$ —	\$ —	\$ —
Operating Transfers Out	—	—	—	—
Other Sources (Uses)	—	—	—	—
<b>Total Other Sources and (Uses)</b>	<b>\$ —</b>	<b>\$ —</b>	<b>\$ —</b>	<b>\$ —</b>
<b>Excess (Deficiency) of Revenues and Other Sources Over (Under) Expenditures and Other Uses</b>	<b>\$ 31,572</b>	<b>\$ 11,351,086</b>	<b>\$ —</b>	<b>\$ (38,961)</b>
<b>Equity, Beginning of Year</b>	<b>\$ 208,786</b>	<b>\$ 18,165,105</b>	<b>\$ —</b>	<b>\$ 552,847</b>
Prior Year Adjustments	—	—	—	—
<b>Equity, End of Year</b>	<b>\$ 240,358</b>	<b>\$ 29,516,191</b>	<b>\$ —</b>	<b>\$ 513,886</b>

**Table 2. Transportation Planning Agencies Annual Report — Fiscal Year 2006-07 — (continued)**  
**Local Transportation Funds Balance Sheets and Statements of Revenues, Expenditures,**  
**and Changes in Fund Balance**

	Lassen County Local Transportation Commission	Los Angeles County Metropolitan Transportation Authority	Madera County Local Transportation Commission	Mariposa County Local Transportation Commission
<b>Balance Sheets</b>				
<b>Assets</b>				
Cash and Investments	\$ 268,601	\$ 155,938,147	\$ 3,664,265	\$ 13,831
Accounts Receivable	—	22,931,078	—	34,000
Interest Receivable	—	980,642	—	—
Due From Other Funds	—	—	40,000	—
Due From Other Agencies	453,583	—	—	—
Other Assets	—	—	—	—
<b>Total Assets</b>	<b>\$ 722,184</b>	<b>\$ 179,849,867</b>	<b>\$ 3,704,265</b>	<b>\$ 47,831</b>
<b>Liabilities</b>				
Accounts Payable	\$ —	\$ —	\$ —	\$ —
Due to Other Funds	—	—	—	—
Due to Other Agencies	—	6,805,605	—	—
Other Liabilities	—	—	—	—
TDA Allocations Payable	—	—	—	—
<b>Total Liabilities</b>	<b>\$ —</b>	<b>\$ 6,805,605</b>	<b>\$ —</b>	<b>\$ —</b>
<b>Fund Equity</b>				
<b>Reserved</b>				
TDA Current Allocations Unpaid	\$ —	\$ 120,752,518	\$ —	\$ —
TDA Funds Reserved	191,000	—	2,336,504	—
TDA Unallocated Apportionments	124,901	52,291,744	1,367,761	—
TDA Unrestricted	406,283	—	—	47,831
<b>Total Fund Equity</b>	<b>\$ 722,184</b>	<b>\$ 173,044,262</b>	<b>\$ 3,704,265</b>	<b>\$ 47,831</b>
<b>Total Liabilities and Equity</b>	<b>\$ 722,184</b>	<b>\$ 179,849,867</b>	<b>\$ 3,704,265</b>	<b>\$ 47,831</b>
<b>Statement of Revenues, Expenditures and Changes in Fund Balance</b>				
<b>Revenues</b>				
LTF (1/4 cent Sales Tax)	\$ 678,701	\$ 344,867,310	\$ 3,692,369	\$ 431,659
Interest	—	8,704,680	168,003	9,672
TDA Allocations Returned	213,304	—	—	—
Other/Miscellaneous	—	—	—	—
<b>Total Revenues</b>	<b>\$ 892,005</b>	<b>\$ 353,571,990</b>	<b>\$ 3,860,372</b>	<b>\$ 441,331</b>
<b>Expenditures</b>				
LTF Claimants, Planning, Administration	\$ 689,676	\$ 347,383,556	\$ 4,320,452	\$ 491,863
All Other	—	—	—	—
<b>Total Expenditures</b>	<b>\$ 689,676</b>	<b>\$ 347,383,556</b>	<b>\$ 4,320,452</b>	<b>\$ 491,863</b>
<b>Excess (Deficiency) of Revenues Over (Under) Expenditures</b>	<b>\$ 202,329</b>	<b>\$ 6,188,434</b>	<b>\$ (460,080)</b>	<b>\$ (50,532)</b>
<b>Other Sources and (Uses)</b>				
Operating Transfers In	\$ —	\$ —	\$ —	\$ —
Operating Transfers Out	—	—	—	—
Other Sources (Uses)	—	—	—	—
<b>Total Other Sources and (Uses)</b>	<b>\$ —</b>	<b>\$ —</b>	<b>\$ —</b>	<b>\$ —</b>
<b>Excess (Deficiency) of Revenues and Other Sources Over (Under) Expenditures and Other Uses</b>	<b>\$ 202,329</b>	<b>\$ 6,188,434</b>	<b>\$ (460,080)</b>	<b>\$ (50,532)</b>
<b>Equity, Beginning of Year</b>	<b>\$ 519,855</b>	<b>\$ 166,907,144</b>	<b>\$ 4,164,345</b>	<b>\$ 98,363</b>
Prior Year Adjustments	—	(51,316)	—	—
<b>Equity, End of Year</b>	<b>\$ 722,184</b>	<b>\$ 173,044,262</b>	<b>\$ 3,704,265</b>	<b>\$ 47,831</b>

**Table 2. Transportation Planning Agencies Annual Report — Fiscal Year 2006-07 — (continued)**  
**Local Transportation Funds Balance Sheets and Statements of Revenues, Expenditures,**  
**and Changes in Fund Balance**

	Mendocino Council of Governments	Merced County Association of Governments	Modoc County Local Transportation Commission	Mono County Local Transportation Commission
<b>Balance Sheets</b>				
<b>Assets</b>				
Cash and Investments	\$ 783,372	\$ 1,099,941	\$ —	\$ 568,666
Accounts Receivable	19,201	—	16,227	—
Interest Receivable	—	—	—	—
Due From Other Funds	—	—	—	—
Due From Other Agencies	674,619	220,450	—	80,591
Other Assets	—	—	—	—
<b>Total Assets</b>	<b>\$ 1,477,192</b>	<b>\$ 1,320,391</b>	<b>\$ 16,227</b>	<b>\$ 649,257</b>
<b>Liabilities</b>				
Accounts Payable	\$ —	\$ —	\$ 13,464	\$ —
Due to Other Funds	—	—	—	—
Due to Other Agencies	—	—	—	3,075
Other Liabilities	—	—	—	—
TDA Allocations Payable	—	—	—	18,309
<b>Total Liabilities</b>	<b>\$ —</b>	<b>\$ —</b>	<b>\$ 13,464</b>	<b>\$ 21,384</b>
<b>Fund Equity</b>				
<b>Reserved</b>				
TDA Current Allocations Unpaid	\$ —	\$ —	\$ —	\$ —
TDA Funds Reserved	—	1,320,391	—	—
TDA Unallocated Apportionments	—	—	—	627,873
TDA Unrestricted	1,477,192	—	2,763	—
<b>Total Fund Equity</b>	<b>\$ 1,477,192</b>	<b>\$ 1,320,391</b>	<b>\$ 2,763</b>	<b>\$ 627,873</b>
<b>Total Liabilities and Equity</b>	<b>\$ 1,477,192</b>	<b>\$ 1,320,391</b>	<b>\$ 16,227</b>	<b>\$ 649,257</b>
<b>Statement of Revenues, Expenditures and Changes in Fund Balance</b>				
<b>Revenues</b>				
LTF (1/4 cent Sales Tax)	\$ 3,194,452	\$ 6,487,418	\$ 224,723	\$ 741,956
Interest	41,493	83,413	794	28,852
TDA Allocations Returned	55,084	—	—	—
Other/Miscellaneous	—	—	—	—
<b>Total Revenues</b>	<b>\$ 3,291,029</b>	<b>\$ 6,570,831</b>	<b>\$ 225,517</b>	<b>\$ 770,808</b>
<b>Expenditures</b>				
LTF Claimants, Planning, Administration	\$ 3,363,753	\$ 7,774,999	\$ 244,723	\$ 804,911
All Other	—	—	—	—
<b>Total Expenditures</b>	<b>\$ 3,363,753</b>	<b>\$ 7,774,999</b>	<b>\$ 244,723</b>	<b>\$ 804,911</b>
<b>Excess (Deficiency) of Revenues Over (Under) Expenditures</b>	<b>\$ (72,724)</b>	<b>\$ (1,204,168)</b>	<b>\$ (19,206)</b>	<b>\$ (34,103)</b>
<b>Other Sources and (Uses)</b>				
Operating Transfers In	\$ —	\$ —	\$ —	\$ —
Operating Transfers Out	—	—	—	—
Other Sources (Uses)	—	—	—	—
<b>Total Other Sources and (Uses)</b>	<b>\$ —</b>	<b>\$ —</b>	<b>\$ —</b>	<b>\$ —</b>
<b>Excess (Deficiency) of Revenues and Other Sources Over (Under) Expenditures and Other Uses</b>	<b>\$ (72,724)</b>	<b>\$ (1,204,168)</b>	<b>\$ (19,206)</b>	<b>\$ (34,103)</b>
<b>Equity, Beginning of Year</b>	<b>\$ 1,255,534</b>	<b>\$ 2,524,559</b>	<b>\$ 21,969</b>	<b>\$ 661,976</b>
Prior Year Adjustments	294,382	—	—	—
<b>Equity, End of Year</b>	<b>\$ 1,477,192</b>	<b>\$ 1,320,391</b>	<b>\$ 2,763</b>	<b>\$ 627,873</b>

**Table 2. Transportation Planning Agencies Annual Report — Fiscal Year 2006-07 — (continued)**  
**Local Transportation Funds Balance Sheets and Statements of Revenues, Expenditures,**  
**and Changes in Fund Balance**

	Transportation Agency for Monterey County	Nevada County Local Transportation Commission	Orange County Transportation Authority	Placer County Local Transportation Commission
<b>Balance Sheets</b>				
<b>Assets</b>				
Cash and Investments	\$ 6,464,733	\$ 1,071,955	\$ 3,968,722	\$ 6,574,378
Accounts Receivable	2,333,600	—	—	—
Interest Receivable	96,636	—	44,111	—
Due From Other Funds	—	—	—	—
Due From Other Agencies	—	544,600	3,675,582	1,302,700
Other Assets	—	—	—	—
<b>Total Assets</b>	<b>\$ 8,894,969</b>	<b>\$ 1,616,555</b>	<b>\$ 7,688,415</b>	<b>\$ 7,877,078</b>
<b>Liabilities</b>				
Accounts Payable	\$ 361,364	\$ —	\$ —	\$ 7,668,251
Due to Other Funds	—	—	—	—
Due to Other Agencies	—	—	447	—
Other Liabilities	—	—	—	—
TDA Allocations Payable	—	119,478	—	—
<b>Total Liabilities</b>	<b>\$ 361,364</b>	<b>\$ 119,478</b>	<b>\$ 447</b>	<b>\$ 7,668,251</b>
<b>Fund Equity</b>				
<b>Reserved</b>				
TDA Current Allocations Unpaid	\$ 8,533,605	\$ —	\$ —	\$ —
TDA Funds Reserved	—	—	7,687,968	—
TDA Unallocated Apportionments	—	1,497,077	—	—
TDA Unrestricted	—	—	—	208,827
<b>Total Fund Equity</b>	<b>\$ 8,533,605</b>	<b>\$ 1,497,077</b>	<b>\$ 7,687,968</b>	<b>\$ 208,827</b>
<b>Total Liabilities and Equity</b>	<b>\$ 8,894,969</b>	<b>\$ 1,616,555</b>	<b>\$ 7,688,415</b>	<b>\$ 7,877,078</b>
<b>Statement of Revenues, Expenditures and Changes in Fund Balance</b>				
<b>Revenues</b>				
LTF (1/4 cent Sales Tax)	\$ 14,338,467	\$ 3,493,480	\$ 107,216,710	\$ 18,287,057
Interest	447,021	36,798	431,768	—
TDA Allocations Returned	—	100,494	—	—
Other/Miscellaneous	—	—	—	—
<b>Total Revenues</b>	<b>\$ 14,785,488</b>	<b>\$ 3,630,772</b>	<b>\$ 107,648,478</b>	<b>\$ 18,287,057</b>
<b>Expenditures</b>				
LTF Claimants, Planning, Administration	\$ 16,000,027	\$ 3,362,929	\$ 114,902,364	\$ 21,837,555
All Other	—	—	—	—
<b>Total Expenditures</b>	<b>\$ 16,000,027</b>	<b>\$ 3,362,929</b>	<b>\$ 114,902,364</b>	<b>\$ 21,837,555</b>
<b>Excess (Deficiency) of Revenues Over (Under) Expenditures</b>	<b>\$ (1,214,539)</b>	<b>\$ 267,843</b>	<b>\$ (7,253,886)</b>	<b>\$ (3,550,498)</b>
<b>Other Sources and (Uses)</b>				
Operating Transfers In	\$ —	\$ —	\$ —	\$ —
Operating Transfers Out	—	—	—	—
Other Sources (Uses)	—	—	—	—
<b>Total Other Sources and (Uses)</b>	<b>\$ —</b>	<b>\$ —</b>	<b>\$ —</b>	<b>\$ —</b>
<b>Excess (Deficiency) of Revenues and Other Sources Over (Under) Expenditures and Other Uses</b>	<b>\$ (1,214,539)</b>	<b>\$ 267,843</b>	<b>\$ (7,253,886)</b>	<b>\$ (3,550,498)</b>
<b>Equity, Beginning of Year</b>	<b>\$ 9,748,144</b>	<b>\$ 1,229,234</b>	<b>\$ 16,454,237</b>	<b>\$ 3,759,325</b>
Prior Year Adjustments	—	—	(1,512,383)	—
<b>Equity, End of Year</b>	<b>\$ 8,533,605</b>	<b>\$ 1,497,077</b>	<b>\$ 7,687,968</b>	<b>\$ 208,827</b>

**Table 2. Transportation Planning Agencies Annual Report — Fiscal Year 2006-07 — (continued)**  
**Local Transportation Funds Balance Sheets and Statements of Revenues, Expenditures,**  
**and Changes in Fund Balance**

	Plumas County Local Transportation Commission	Riverside County Transportation Commission	Sacramento Area Council of Governments Sacramento	Sutter
<b>Balance Sheets</b>				
<b>Assets</b>				
Cash and Investments	\$ 694,561	\$ 77,433,385	\$ 7,662,851	\$ 1,192,289
Accounts Receivable	42,800	13,554,474	3,635,000	255,500
Interest Receivable	—	934,459	292,593	10,274
Due From Other Funds	35,000	—	—	—
Due From Other Agencies	—	—	—	—
Other Assets	—	—	—	—
<b>Total Assets</b>	<b>\$ 772,361</b>	<b>\$ 91,922,318</b>	<b>\$ 11,590,444</b>	<b>\$ 1,458,063</b>
<b>Liabilities</b>				
Accounts Payable	\$ —	\$ 7,783,403	\$ —	\$ —
Due to Other Funds	—	371,803	—	—
Due to Other Agencies	—	—	—	—
Other Liabilities	—	—	—	—
TDA Allocations Payable	—	—	8,479,096	727,215
<b>Total Liabilities</b>	<b>\$ —</b>	<b>\$ 8,155,206</b>	<b>\$ 8,479,096</b>	<b>\$ 727,215</b>
<b>Fund Equity</b>				
<b>Reserved</b>				
TDA Current Allocations Unpaid	\$ —	\$ 73,141,165	\$ —	\$ —
TDA Funds Reserved	—	9,573,668	—	—
TDA Unallocated Apportionments	—	1,052,279	—	—
TDA Unrestricted	772,361	—	3,111,348	730,848
<b>Total Fund Equity</b>	<b>\$ 772,361</b>	<b>\$ 83,767,112</b>	<b>\$ 3,111,348</b>	<b>\$ 730,848</b>
<b>Total Liabilities and Equity</b>	<b>\$ 772,361</b>	<b>\$ 91,922,318</b>	<b>\$ 11,590,444</b>	<b>\$ 1,458,063</b>
<b>Statement of Revenues, Expenditures and Changes in Fund Balance</b>				
<b>Revenues</b>				
LTF (1/4 cent Sales Tax)	\$ 631,015	\$ 74,147,446	\$ 52,264,610	\$ 3,592,006
Interest	21,095	3,450,863	572,626	41,857
TDA Allocations Returned	—	—	—	—
Other/Miscellaneous	—	—	—	—
<b>Total Revenues</b>	<b>\$ 652,110</b>	<b>\$ 77,598,309</b>	<b>\$ 52,837,236</b>	<b>\$ 3,633,863</b>
<b>Expenditures</b>				
LTF Claimants, Planning, Administration	\$ 566,041	\$ 70,533,176	\$ 58,686,947	\$ 3,383,000
All Other	—	—	—	—
<b>Total Expenditures</b>	<b>\$ 566,041</b>	<b>\$ 70,533,176</b>	<b>\$ 58,686,947</b>	<b>\$ 3,383,000</b>
<b>Excess (Deficiency) of Revenues Over (Under) Expenditures</b>	<b>\$ 86,069</b>	<b>\$ 7,065,133</b>	<b>\$ (5,849,711)</b>	<b>\$ 250,863</b>
<b>Other Sources and (Uses)</b>				
Operating Transfers In	\$ —	\$ —	\$ —	\$ —
Operating Transfers Out	—	—	—	—
Other Sources (Uses)	—	—	—	—
<b>Total Other Sources and (Uses)</b>	<b>\$ —</b>	<b>\$ —</b>	<b>\$ —</b>	<b>\$ —</b>
<b>Excess (Deficiency) of Revenues and Other Sources Over (Under) Expenditures and Other Uses</b>	<b>\$ 86,069</b>	<b>\$ 7,065,133</b>	<b>\$ (5,849,711)</b>	<b>\$ 250,863</b>
<b>Equity, Beginning of Year</b>	<b>\$ 686,292</b>	<b>\$ 76,701,979</b>	<b>\$ 8,961,059</b>	<b>\$ 479,985</b>
Prior Year Adjustments	—	—	—	—
<b>Equity, End of Year</b>	<b>\$ 772,361</b>	<b>\$ 83,767,112</b>	<b>\$ 3,111,348</b>	<b>\$ 730,848</b>

**Table 2. Transportation Planning Agencies Annual Report — Fiscal Year 2006-07 — (continued)**  
**Local Transportation Funds Balance Sheets and Statements of Revenues, Expenditures,**  
**and Changes in Fund Balance**

	Sacramento Area Council of Governments — (continued)		Council of San Benito County Governments	
	Yolo	Yuba	Total	
<b>Balance Sheets</b>				
<b>Assets</b>				
Cash and Investments	\$ 3,938,992	\$ 579,218	\$ 13,373,350	\$ 2,754,314
Accounts Receivable	563,400	95,100	4,549,000	74,500
Interest Receivable	—	7,072	309,939	—
Due From Other Funds	—	—	—	—
Due From Other Agencies	—	—	—	—
Other Assets	—	—	—	—
<b>Total Assets</b>	<b>\$ 4,502,392</b>	<b>\$ 681,390</b>	<b>\$ 18,232,289</b>	<b>\$ 2,828,814</b>
<b>Liabilities</b>				
Accounts Payable	\$ —	\$ —	\$ —	\$ —
Due to Other Funds	—	—	—	—
Due to Other Agencies	—	—	—	—
Other Liabilities	—	—	—	—
TDA Allocations Payable	4,458,522	8,856	13,673,689	—
<b>Total Liabilities</b>	<b>\$ 4,458,522</b>	<b>\$ 8,856</b>	<b>\$ 13,673,689</b>	<b>\$ —</b>
<b>Fund Equity</b>				
<b>Reserved</b>				
TDA Current Allocations Unpaid	\$ —	\$ —	\$ —	\$ —
TDA Funds Reserved	—	—	—	287,143
TDA Unallocated Apportionments	—	—	—	—
TDA Unrestricted	43,870	672,534	4,558,600	2,541,671
<b>Total Fund Equity</b>	<b>\$ 43,870</b>	<b>\$ 672,534</b>	<b>\$ 4,558,600</b>	<b>\$ 2,828,814</b>
<b>Total Liabilities and Equity</b>	<b>\$ 4,502,392</b>	<b>\$ 681,390</b>	<b>\$ 18,232,289</b>	<b>\$ 2,828,814</b>
<b>Statement of Revenues, Expenditures and Changes in Fund Balance</b>				
<b>Revenues</b>				
LTF (1/4 cent Sales Tax)	\$ 7,911,658	\$ 1,436,787	\$ 65,205,061	\$ 1,187,910
Interest	227,693	43,423	885,599	72,550
TDA Allocations Returned	—	—	—	—
Other/Miscellaneous	—	—	—	—
<b>Total Revenues</b>	<b>\$ 8,139,351</b>	<b>\$ 1,480,210</b>	<b>\$ 66,090,660</b>	<b>\$ 1,260,460</b>
<b>Expenditures</b>				
LTF Claimants, Planning, Administration	\$ 9,897,963	\$ 1,704,125	\$ 73,672,035	\$ 746,780
All Other	—	—	—	—
<b>Total Expenditures</b>	<b>\$ 9,897,963</b>	<b>\$ 1,704,125</b>	<b>\$ 73,672,035</b>	<b>\$ 746,780</b>
<b>Excess (Deficiency) of Revenues Over (Under) Expenditures</b>	<b>\$ (1,758,612)</b>	<b>\$ (223,915)</b>	<b>\$ (7,581,375)</b>	<b>\$ 513,680</b>
<b>Other Sources and (Uses)</b>				
Operating Transfers In	\$ —	\$ —	\$ —	\$ —
Operating Transfers Out	—	—	—	—
Other Sources (Uses)	—	—	—	—
<b>Total Other Sources and (Uses)</b>	<b>\$ —</b>	<b>\$ —</b>	<b>\$ —</b>	<b>\$ —</b>
<b>Excess (Deficiency) of Revenues and Other Sources Over (Under) Expenditures and Other Uses</b>	<b>\$ (1,758,612)</b>	<b>\$ (223,915)</b>	<b>\$ (7,581,375)</b>	<b>\$ 513,680</b>
<b>Equity, Beginning of Year</b>	<b>\$ 1,802,482</b>	<b>\$ 896,449</b>	<b>\$ 12,139,975</b>	<b>\$ 1,131,115</b>
Prior Year Adjustments	—	—	—	1,184,019
<b>Equity, End of Year</b>	<b>\$ 43,870</b>	<b>\$ 672,534</b>	<b>\$ 4,558,600</b>	<b>\$ 2,828,814</b>

**Table 2. Transportation Planning Agencies Annual Report — Fiscal Year 2006-07 — (continued)**  
**Local Transportation Funds Balance Sheets and Statements of Revenues, Expenditures,**  
**and Changes in Fund Balance**

	San Bernardino Associated Governments	San Diego Association of Governments	San Joaquin County Council of Governments	San Luis Obispo Area Council of Governments
<b>Balance Sheets</b>				
<b>Assets</b>				
Cash and Investments	\$ 65,410,130	\$ 32,898,525	\$ 3,293,738	\$ 532,073
Accounts Receivable	13,991,048	155,336	1,669,200	1,638,600
Interest Receivable	1,142,521	263,524	52,050	—
Due From Other Funds	—	—	—	—
Due From Other Agencies	—	4,722,827	—	—
Other Assets	(59,979)	—	—	—
<b>Total Assets</b>	<b>\$ 80,483,720</b>	<b>\$ 38,040,212</b>	<b>\$ 5,014,988</b>	<b>\$ 2,170,673</b>
<b>Liabilities</b>				
Accounts Payable	\$ —	\$ —	\$ 1,453,021	\$ 217,897
Due to Other Funds	—	—	—	—
Due to Other Agencies	—	—	—	—
Other Liabilities	1,273,048	—	—	—
TDA Allocations Payable	—	—	—	—
<b>Total Liabilities</b>	<b>\$ 1,273,048</b>	<b>\$ —</b>	<b>\$ 1,453,021</b>	<b>\$ 217,897</b>
<b>Fund Equity</b>				
<b>Reserved</b>				
TDA Current Allocations Unpaid	\$ —	\$ —	\$ 3,561,967	\$ —
TDA Funds Reserved	10,706,140	38,040,212	—	—
TDA Unallocated Apportionments	48,028,257	—	—	—
TDA Unrestricted	20,476,275	—	—	1,952,776
<b>Total Fund Equity</b>	<b>\$ 79,210,672</b>	<b>\$ 38,040,212</b>	<b>\$ 3,561,967</b>	<b>\$ 1,952,776</b>
<b>Total Liabilities and Equity</b>	<b>\$ 80,483,720</b>	<b>\$ 38,040,212</b>	<b>\$ 5,014,988</b>	<b>\$ 2,170,673</b>
<b>Statement of Revenues, Expenditures and Changes in Fund Balance</b>				
<b>Revenues</b>				
LTF (1/4 cent Sales Tax)	\$ 78,833,385	\$ 120,851,482	\$ 23,709,474	\$ 10,662,036
Interest	2,753,907	1,714,812	353,251	117,023
TDA Allocations Returned	—	3,185,033	—	—
Other/Miscellaneous	356,483	—	—	—
<b>Total Revenues</b>	<b>\$ 81,943,775</b>	<b>\$ 125,751,327</b>	<b>\$ 24,062,725</b>	<b>\$ 10,779,059</b>
<b>Expenditures</b>				
LTF Claimants, Planning, Administration	\$ 68,355,428	\$ 128,701,518	\$ 27,625,456	\$ 10,521,434
All Other	—	—	—	—
<b>Total Expenditures</b>	<b>\$ 68,355,428</b>	<b>\$ 128,701,518</b>	<b>\$ 27,625,456</b>	<b>\$ 10,521,434</b>
<b>Excess (Deficiency) of Revenues Over (Under) Expenditures</b>	<b>\$ 13,588,347</b>	<b>\$ (2,950,191)</b>	<b>\$ (3,562,731)</b>	<b>\$ 257,625</b>
<b>Other Sources and (Uses)</b>				
Operating Transfers In	\$ —	\$ —	\$ —	\$ —
Operating Transfers Out	—	—	—	—
Other Sources (Uses)	—	—	—	—
<b>Total Other Sources and (Uses)</b>	<b>\$ —</b>	<b>\$ —</b>	<b>\$ —</b>	<b>\$ —</b>
<b>Excess (Deficiency) of Revenues and Other Sources Over (Under) Expenditures and Other Uses</b>	<b>\$ 13,588,347</b>	<b>\$ (2,950,191)</b>	<b>\$ (3,562,731)</b>	<b>\$ 257,625</b>
<b>Equity, Beginning of Year</b>	<b>\$ 65,622,325</b>	<b>\$ 40,990,403</b>	<b>\$ 7,124,698</b>	<b>\$ 1,695,151</b>
Prior Year Adjustments	—	—	—	—
<b>Equity, End of Year</b>	<b>\$ 79,210,672</b>	<b>\$ 38,040,212</b>	<b>\$ 3,561,967</b>	<b>\$ 1,952,776</b>



**Table 2. Transportation Planning Agencies Annual Report — Fiscal Year 2006-07 — (continued)**  
**Local Transportation Funds Balance Sheets and Statements of Revenues, Expenditures,**  
**and Changes in Fund Balance**

	Santa Barbara County Association of Governments	Santa Cruz County Transportation Commission	Shasta County Regional Transportation Planning Agency	Sierra County Local Transportation Commission
<b>Balance Sheets</b>				
<b>Assets</b>				
Cash and Investments	\$ —	\$ 1,941,931	\$ 1,213,924	\$ 12,190
Accounts Receivable	—	1,267,500	—	—
Interest Receivable	3,061	—	15,171	—
Due From Other Funds	—	—	—	—
Due From Other Agencies	—	—	—	—
Other Assets	—	—	93,134	111,079
<b>Total Assets</b>	<b>\$ 3,061</b>	<b>\$ 3,209,431</b>	<b>\$ 1,322,229</b>	<b>\$ 123,269</b>
<b>Liabilities</b>				
Accounts Payable	\$ —	\$ —	\$ —	\$ 2,498
Due to Other Funds	—	—	—	—
Due to Other Agencies	492	—	—	—
Other Liabilities	—	—	—	—
TDA Allocations Payable	—	—	27,764	—
<b>Total Liabilities</b>	<b>\$ 492</b>	<b>\$ —</b>	<b>\$ 27,764</b>	<b>\$ 2,498</b>
<b>Fund Equity</b>				
<b>Reserved</b>				
TDA Current Allocations Unpaid	\$ —	\$ 1,137,447	\$ —	\$ —
TDA Funds Reserved	—	—	1,294,465	—
TDA Unallocated Apportionments	2,569	2,071,984	—	—
TDA Unrestricted	—	—	—	120,771
<b>Total Fund Equity</b>	<b>\$ 2,569</b>	<b>\$ 3,209,431</b>	<b>\$ 1,294,465</b>	<b>\$ 120,771</b>
<b>Total Liabilities and Equity</b>	<b>\$ 3,061</b>	<b>\$ 3,209,431</b>	<b>\$ 1,322,229</b>	<b>\$ 123,269</b>
<b>Statement of Revenues, Expenditures and Changes in Fund Balance</b>				
<b>Revenues</b>				
LTF (1/4 cent Sales Tax)	\$ 15,459,295	\$ 8,111,662	\$ 7,377,406	\$ 58,880
Interest	15,150	105,436	81,079	3,057
TDA Allocations Returned	—	—	93,209	—
Other/Miscellaneous	—	—	—	—
<b>Total Revenues</b>	<b>\$ 15,474,445</b>	<b>\$ 8,217,098</b>	<b>\$ 7,551,694</b>	<b>\$ 61,937</b>
<b>Expenditures</b>				
LTF Claimants, Planning, Administration	\$ 16,129,353	\$ 8,018,623	\$ 7,812,971	\$ 16,587
All Other	—	—	—	—
<b>Total Expenditures</b>	<b>\$ 16,129,353</b>	<b>\$ 8,018,623</b>	<b>\$ 7,812,971</b>	<b>\$ 16,587</b>
<b>Excess (Deficiency) of Revenues Over (Under) Expenditures</b>	<b>\$ (654,908)</b>	<b>\$ 198,475</b>	<b>\$ (261,277)</b>	<b>\$ 45,350</b>
<b>Other Sources and (Uses)</b>				
Operating Transfers In	\$ —	\$ —	\$ —	\$ —
Operating Transfers Out	—	—	—	—
Other Sources (Uses)	—	—	—	—
<b>Total Other Sources and (Uses)</b>	<b>\$ —</b>	<b>\$ —</b>	<b>\$ —</b>	<b>\$ —</b>
<b>Excess (Deficiency) of Revenues and Other Sources Over (Under) Expenditures and Other Uses</b>	<b>\$ (654,908)</b>	<b>\$ 198,475</b>	<b>\$ (261,277)</b>	<b>\$ 45,350</b>
<b>Equity, Beginning of Year</b>	<b>\$ 657,477</b>	<b>\$ 1,809,446</b>	<b>\$ 1,555,742</b>	<b>\$ 64,869</b>
Prior Year Adjustments	—	1,201,510	—	10,552
<b>Equity, End of Year</b>	<b>\$ 2,569</b>	<b>\$ 3,209,431</b>	<b>\$ 1,294,465</b>	<b>\$ 120,771</b>

**Table 2. Transportation Planning Agencies Annual Report — Fiscal Year 2006-07 — (continued)**  
**Local Transportation Funds Balance Sheets and Statements of Revenues, Expenditures,**  
**and Changes in Fund Balance**

	Siskiyou County Local Transportation Commission	Stanislaus Council of Governments	Tehama County Transportation Commission	Trinity County Transportation Commission
<b>Balance Sheets</b>				
<b>Assets</b>				
Cash and Investments	\$ 95,499	\$ 4,382,611	\$ 590,570	\$ 322,775
Accounts Receivable	89,800	1,276,200	—	—
Interest Receivable	—	25,085	—	5,933
Due From Other Funds	—	—	—	—
Due From Other Agencies	—	54,310	—	343,978
Other Assets	—	—	—	—
<b>Total Assets</b>	<b>\$ 185,299</b>	<b>\$ 5,738,206</b>	<b>\$ 590,570</b>	<b>\$ 672,686</b>
<b>Liabilities</b>				
Accounts Payable	\$ —	\$ —	\$ —	\$ —
Due to Other Funds	—	—	—	—
Due to Other Agencies	—	5,302,818	—	28,475
Other Liabilities	—	—	—	—
TDA Allocations Payable	—	—	—	—
<b>Total Liabilities</b>	<b>\$ —</b>	<b>\$ 5,302,818</b>	<b>\$ —</b>	<b>\$ 28,475</b>
<b>Fund Equity</b>				
<b>Reserved</b>				
TDA Current Allocations Unpaid	\$ —	\$ —	\$ —	\$ —
TDA Funds Reserved	185,299	—	—	—
TDA Unallocated Apportionments	—	435,388	—	644,211
TDA Unrestricted	—	—	590,570	—
<b>Total Fund Equity</b>	<b>\$ 185,299</b>	<b>\$ 435,388</b>	<b>\$ 590,570</b>	<b>\$ 644,211</b>
<b>Total Liabilities and Equity</b>	<b>\$ 185,299</b>	<b>\$ 5,738,206</b>	<b>\$ 590,570</b>	<b>\$ 672,686</b>
<b>Statement of Revenues, Expenditures and Changes in Fund Balance</b>				
<b>Revenues</b>				
LTF (1/4 cent Sales Tax)	\$ 1,311,003	\$ 18,296,251	\$ 1,938,008	\$ 192,779
Interest	15,665	159,516	3,762	20,075
TDA Allocations Returned	—	—	—	138,339
Other/Miscellaneous	—	—	—	—
<b>Total Revenues</b>	<b>\$ 1,326,668</b>	<b>\$ 18,455,767</b>	<b>\$ 1,941,770</b>	<b>\$ 351,193</b>
<b>Expenditures</b>				
LTF Claimants, Planning, Administration	\$ 1,331,671	\$ 18,278,151	\$ 1,351,200	\$ 344,500
All Other	—	—	—	—
<b>Total Expenditures</b>	<b>\$ 1,331,671</b>	<b>\$ 18,278,151</b>	<b>\$ 1,351,200</b>	<b>\$ 344,500</b>
<b>Excess (Deficiency) of Revenues Over (Under) Expenditures</b>	<b>\$ (5,003)</b>	<b>\$ 177,616</b>	<b>\$ 590,570</b>	<b>\$ 6,693</b>
<b>Other Sources and (Uses)</b>				
Operating Transfers In	\$ —	\$ —	\$ —	\$ —
Operating Transfers Out	—	—	—	—
Other Sources (Uses)	—	—	—	—
<b>Total Other Sources and (Uses)</b>	<b>\$ —</b>	<b>\$ —</b>	<b>\$ —</b>	<b>\$ —</b>
<b>Excess (Deficiency) of Revenues and Other Sources Over (Under) Expenditures and Other Uses</b>	<b>\$ (5,003)</b>	<b>\$ 177,616</b>	<b>\$ 590,570</b>	<b>\$ 6,693</b>
<b>Equity, Beginning of Year</b>	<b>\$ 190,302</b>	<b>\$ 277,890</b>	<b>\$ —</b>	<b>\$ 637,518</b>
Prior Year Adjustments	—	(20,118)	—	—
<b>Equity, End of Year</b>	<b>\$ 185,299</b>	<b>\$ 435,388</b>	<b>\$ 590,570</b>	<b>\$ 644,211</b>

**Table 2. Transportation Planning Agencies Annual Report — Fiscal Year 2006-07 — (continued)**  
**Local Transportation Funds Balance Sheets and Statements of Revenues, Expenditures,**  
**and Changes in Fund Balance**

	Tulare County Association of Governments	Tuolumne County and Cities Planning Council	Ventura County Transportation Commission	State Total
<b>Balance Sheets</b>				
<b>Assets</b>				
Cash and Investments	\$ 2,406,178	\$ 241,537	\$ 1,490,398	\$ 519,245,797
Accounts Receivable	—	—	—	64,156,430
Interest Receivable	—	—	34,312	4,231,138
Due From Other Funds	—	—	—	148,886
Due From Other Agencies	872,610	302,461	—	14,183,239
Other Assets	—	—	—	853,631
<b>Total Assets</b>	<b>\$ 3,278,788</b>	<b>\$ 543,998</b>	<b>\$ 1,524,710</b>	<b>\$ 602,819,121</b>
<b>Liabilities</b>				
Accounts Payable	\$ —	\$ —	\$ —	\$ 25,597,878
Due to Other Funds	—	—	—	371,803
Due to Other Agencies	—	44,321	—	12,989,243
Other Liabilities	—	—	—	2,360,143
TDA Allocations Payable	—	—	—	13,993,476
<b>Total Liabilities</b>	<b>\$ —</b>	<b>\$ 44,321</b>	<b>\$ —</b>	<b>\$ 55,312,543</b>
<b>Fund Equity</b>				
<b>Reserved</b>				
TDA Current Allocations Unpaid	\$ —	\$ —	\$ —	\$ 284,407,494
TDA Funds Reserved	—	—	—	77,035,443
TDA Unallocated Apportionments	3,278,788	499,677	—	113,229,301
TDA Unrestricted	—	—	1,524,710	72,834,340
<b>Total Fund Equity</b>	<b>\$ 3,278,788</b>	<b>\$ 499,677</b>	<b>\$ 1,524,710</b>	<b>\$ 547,506,578</b>
<b>Total Liabilities and Equity</b>	<b>\$ 3,278,788</b>	<b>\$ 543,998</b>	<b>\$ 1,524,710</b>	<b>\$ 602,819,121</b>
<b>Statement of Revenues, Expenditures and Changes in Fund Balance</b>				
<b>Revenues</b>				
LTF (1/4 cent Sales Tax)	\$ 12,320,903	\$ 1,637,290	\$ 31,039,151	\$ 1,374,014,271
Interest	218,516	17,600	282,650	26,803,069
TDA Allocations Returned	—	—	—	4,160,143
Other/Miscellaneous	—	—	—	373,732
<b>Total Revenues</b>	<b>\$ 12,539,419</b>	<b>\$ 1,654,890</b>	<b>\$ 31,321,801</b>	<b>\$ 1,405,351,215</b>
<b>Expenditures</b>				
LTF Claimants, Planning, Administration	\$ 11,386,733	\$ 1,845,033	\$ 34,563,930	\$ 1,408,620,969
All Other	—	—	—	—
<b>Total Expenditures</b>	<b>\$ 11,386,733</b>	<b>\$ 1,845,033</b>	<b>\$ 34,563,930</b>	<b>\$ 1,408,620,969</b>
<b>Excess (Deficiency) of Revenues Over (Under) Expenditures</b>	<b>\$ 1,152,686</b>	<b>\$ (190,143)</b>	<b>\$ (3,242,129)</b>	<b>\$ (3,269,754)</b>
<b>Other Sources and (Uses)</b>				
Operating Transfers In	\$ —	\$ —	\$ —	\$ —
Operating Transfers Out	—	—	—	—
Other Sources (Uses)	—	—	—	—
<b>Total Other Sources and (Uses)</b>	<b>\$ —</b>	<b>\$ —</b>	<b>\$ —</b>	<b>\$ —</b>
<b>Excess (Deficiency) of Revenues and Other Sources Over (Under) Expenditures and Other Uses</b>	<b>\$ 1,152,686</b>	<b>\$ (190,143)</b>	<b>\$ (3,242,129)</b>	<b>\$ (3,269,754)</b>
<b>Equity, Beginning of Year</b>	<b>\$ 3,148,069</b>	<b>\$ 348,158</b>	<b>\$ 4,766,839</b>	<b>\$ 550,335,953</b>
Prior Year Adjustments	(1,021,967)	341,662	—	440,379
<b>Equity, End of Year</b>	<b>\$ 3,278,788</b>	<b>\$ 499,677</b>	<b>\$ 1,524,710</b>	<b>\$ 547,506,578</b>

**Table 3. Transportation Planning Agencies Annual Report — Fiscal Year 2006-07**  
**State Transit Assistance Funds Balance Sheets and Statements of Revenues, Expenditures,**  
**and Changes in Fund Balance**

	Metropolitan Transportation Commission	Alpine County Transportation Commission	Amador County Transportation Commission	Butte County Association of Governments
<b>Balance Sheets</b>				
<b>Assets</b>				
Cash and Investments	\$ 86,955,355	\$ 16,427	\$ 709,059	\$ 458,906
Accounts Receivable	—	—	—	—
Interest Receivable	1,000,000	—	—	2,217
Due From Other Funds	—	—	—	—
Due From Other Agencies	—	—	150,000	484,458
Other Assets	55,201,908	2,603	—	—
<b>Total Assets</b>	<b>\$ 143,157,263</b>	<b>\$ 19,030</b>	<b>\$ 859,059</b>	<b>\$ 945,581</b>
<b>Liabilities</b>				
Accounts Payable	\$ 23,576,449	\$ —	\$ —	\$ —
Due to Other Funds	—	—	—	—
Due to Other Agencies	150,184	—	—	897,710
Deferred Revenues	—	—	—	—
Other Liabilities	1,134,601	—	—	—
TDA Allocations Payable	—	—	—	—
<b>Total Liabilities</b>	<b>\$ 24,861,234</b>	<b>\$ —</b>	<b>\$ —</b>	<b>\$ 897,710</b>
<b>Fund Equity</b>				
TDA Current Allocations Unpaid	\$ 31,322,343	\$ —	\$ —	\$ —
TDA Funds Reserved	—	—	859,059	—
TDA Unallocated Apportionments	86,973,686	19,030	—	47,871
TDA Unrestricted	—	—	—	—
<b>Total Fund Equity</b>	<b>\$ 118,296,029</b>	<b>\$ 19,030</b>	<b>\$ 859,059</b>	<b>\$ 47,871</b>
<b>Total Liabilities and Equity</b>	<b>\$ 143,157,263</b>	<b>\$ 19,030</b>	<b>\$ 859,059</b>	<b>\$ 945,581</b>
<b>Statements of Revenues,</b>				
<b>Expenditures and Changes in Fund Balance</b>				
<b>Revenues</b>				
STAF	\$ 220,177,635	\$ 10,409	\$ 286,821	\$ 1,904,169
Interest	3,572,649	371	15,066	4,254
TDA Allocations Returned	—	—	—	—
Other/ Miscellaneous	—	—	—	—
<b>Total Revenues</b>	<b>\$ 223,750,284</b>	<b>\$ 10,780</b>	<b>\$ 301,887</b>	<b>\$ 1,908,423</b>
<b>Expenditures</b>				
STAF Claimants	\$ 142,151,512	\$ —	\$ —	\$ 1,893,107
All Other	—	—	—	—
<b>Total Expenditures</b>	<b>\$ 142,151,512</b>	<b>\$ —</b>	<b>\$ —</b>	<b>\$ 1,893,107</b>
<b>Excess (Deficiency) of Revenues</b>				
<b>Over (Under) Expenditures</b>	<b>\$ 81,598,772</b>	<b>\$ 10,780</b>	<b>\$ 301,887</b>	<b>\$ 15,316</b>
<b>Other Sources and (Uses)</b>				
Operating Transfers In	\$ —	\$ —	\$ —	\$ —
Operating Transfers Out	—	—	—	—
Other Sources and (Uses)	—	—	—	—
<b>Total Other Sources and (Uses)</b>	<b>\$ —</b>	<b>\$ —</b>	<b>\$ —</b>	<b>\$ —</b>
<b>Excess (Deficiency) of Revenues and Other Sources</b>				
<b>Over (Under) Expenditures and Other Uses</b>	<b>\$ 81,598,772</b>	<b>\$ 10,780</b>	<b>\$ 301,887</b>	<b>\$ 15,316</b>
<b>Equity, Beginning of Year</b>	<b>\$ 36,697,257</b>	<b>\$ 8,250</b>	<b>\$ 583,885</b>	<b>\$ 32,555</b>
Prior Year Adjustments	—	—	(26,713)	—
<b>Equity, End of Year</b>	<b>\$ 118,296,029</b>	<b>\$ 19,030</b>	<b>\$ 859,059</b>	<b>\$ 47,871</b>

**Table 3. Transportation Planning Agencies Annual Report — Fiscal Year 2006-07 — (continued)**  
**State Transit Assistance Funds Balance Sheets and Statements of Revenues, Expenditures,**  
**and Changes in Fund Balance**

	Calaveras County Local Transportation Commission	Colusa County Local Transportation Commission	Del Norte County Local Transportation Commission	El Dorado County Local Transportation Commission
<b>Balance Sheets</b>				
<b>Assets</b>				
Cash and Investments	\$ 196	\$ 133,184	\$ 129,909	\$ 3,948
Accounts Receivable	—	—	61,221	—
Interest Receivable	—	—	—	906
Due From Other Funds	—	—	—	—
Due From Other Agencies	—	—	—	327,276
Other Assets	—	—	—	—
<b>Total Assets</b>	<b>\$ 196</b>	<b>\$ 133,184</b>	<b>\$ 191,130</b>	<b>\$ 332,130</b>
<b>Liabilities</b>				
Accounts Payable	\$ —	\$ —	\$ —	\$ —
Due to Other Funds	—	—	—	—
Due to Other Agencies	—	—	—	—
Deferred Revenues	—	—	—	—
Other Liabilities	—	—	—	—
TDA Allocations Payable	—	—	—	332,130
<b>Total Liabilities</b>	<b>\$ —</b>	<b>\$ —</b>	<b>\$ —</b>	<b>\$ 332,130</b>
<b>Fund Equity</b>				
TDA Current Allocations Unpaid	\$ —	\$ —	\$ —	\$ —
TDA Funds Reserved	—	—	—	—
TDA Unallocated Apportionments	—	—	191,130	—
TDA Unrestricted	196	133,184	—	—
<b>Total Fund Equity</b>	<b>\$ 196</b>	<b>\$ 133,184</b>	<b>\$ 191,130</b>	<b>\$ —</b>
<b>Total Liabilities and Equity</b>	<b>\$ 196</b>	<b>\$ 133,184</b>	<b>\$ 191,130</b>	<b>\$ 332,130</b>
<b>Statements of Revenues, Expenditures and Changes in Fund Balance</b>				
<b>Revenues</b>				
STAF	\$ 318,072	\$ 141,950	\$ 244,884	\$ 1,312,386
Interest	1,622	2,393	1,236	32,737
TDA Allocations Returned	—	—	—	—
Other/ Miscellaneous	—	—	—	—
<b>Total Revenues</b>	<b>\$ 319,694</b>	<b>\$ 144,343</b>	<b>\$ 246,120</b>	<b>\$ 1,345,123</b>
<b>Expenditures</b>				
STAF Claimants	\$ 350,137	\$ 40,000	\$ 92,198	\$ 1,768,000
All Other	—	—	—	—
<b>Total Expenditures</b>	<b>\$ 350,137</b>	<b>\$ 40,000</b>	<b>\$ 92,198</b>	<b>\$ 1,768,000</b>
<b>Excess (Deficiency) of Revenues Over (Under) Expenditures</b>	<b>\$ (30,443)</b>	<b>\$ 104,343</b>	<b>\$ 153,922</b>	<b>\$ (422,877)</b>
<b>Other Sources and (Uses)</b>				
Operating Transfers In	\$ —	\$ —	\$ —	\$ —
Operating Transfers Out	—	—	—	—
Other Sources and (Uses)	—	—	—	—
<b>Total Other Sources and (Uses)</b>	<b>\$ —</b>	<b>\$ —</b>	<b>\$ —</b>	<b>\$ —</b>
<b>Excess (Deficiency) of Revenues and Other Sources Over (Under) Expenditures and Other Uses</b>	<b>\$ (30,443)</b>	<b>\$ 104,343</b>	<b>\$ 153,922</b>	<b>\$ (422,877)</b>
<b>Equity, Beginning of Year</b>	<b>\$ 72,802</b>	<b>\$ 28,910</b>	<b>\$ (55,976)</b>	<b>\$ 422,877</b>
Prior Year Adjustments	(42,163)	(69)	93,184	—
<b>Equity, End of Year</b>	<b>\$ 196</b>	<b>\$ 133,184</b>	<b>\$ 191,130</b>	<b>\$ —</b>

**Table 3. Transportation Planning Agencies Annual Report — Fiscal Year 2006-07 — (continued)**  
**State Transit Assistance Funds Balance Sheets and Statements of Revenues, Expenditures,**  
**and Changes in Fund Balance**

	Tahoe Regional Planning Agency	Fresno County Council of Governments	Glenn County Local Transportation Commission	Humboldt County Association of Governments
<b>Balance Sheets</b>				
<b>Assets</b>				
Cash and Investments	\$ 396	\$ 98,200	\$ 60,079	\$ 147,987
Accounts Receivable	196,489	2,095,100	—	—
Interest Receivable	—	5,334	—	—
Due From Other Funds	—	—	—	—
Due From Other Agencies	—	—	62,447	—
Other Assets	—	—	—	—
<b>Total Assets</b>	<b>\$ 196,885</b>	<b>\$ 2,198,634</b>	<b>\$ 122,526</b>	<b>\$ 147,987</b>
<b>Liabilities</b>				
Accounts Payable	\$ —	\$ —	\$ —	\$ —
Due to Other Funds	—	73,886	—	—
Due to Other Agencies	130,993	—	122,526	38,643
Deferred Revenues	—	—	—	—
Other Liabilities	—	—	—	—
TDA Allocations Payable	—	2,002,848	—	—
<b>Total Liabilities</b>	<b>\$ 130,993</b>	<b>\$ 2,076,734</b>	<b>\$ 122,526</b>	<b>\$ 38,643</b>
<b>Fund Equity</b>				
TDA Current Allocations Unpaid	\$ —	\$ —	\$ —	\$ —
TDA Funds Reserved	65,892	121,900	—	—
TDA Unallocated Apportionments	—	—	—	—
TDA Unrestricted	—	—	—	109,344
<b>Total Fund Equity</b>	<b>\$ 65,892</b>	<b>\$ 121,900</b>	<b>\$ —</b>	<b>\$ 109,344</b>
<b>Total Liabilities and Equity</b>	<b>\$ 196,885</b>	<b>\$ 2,198,634</b>	<b>\$ 122,526</b>	<b>\$ 147,987</b>
<b>Statements of Revenues,</b>				
<b>Expenditures and Changes in Fund Balance</b>				
<b>Revenues</b>				
STAF	\$ 784,553	\$ 8,516,739	\$ 242,682	\$ 1,308,594
Interest	7,005	66,704	—	9,347
TDA Allocations Returned	—	—	—	—
Other/ Miscellaneous	—	—	—	—
<b>Total Revenues</b>	<b>\$ 791,558</b>	<b>\$ 8,583,443</b>	<b>\$ 242,682</b>	<b>\$ 1,317,941</b>
<b>Expenditures</b>				
STAF Claimants	\$ 784,553	\$ 8,868,064	\$ 242,682	\$ 1,290,235
All Other	—	—	—	—
<b>Total Expenditures</b>	<b>\$ 784,553</b>	<b>\$ 8,868,064</b>	<b>\$ 242,682</b>	<b>\$ 1,290,235</b>
<b>Excess (Deficiency) of Revenues</b>				
<b>Over (Under) Expenditures</b>	<b>\$ 7,005</b>	<b>\$ (284,621)</b>	<b>\$ —</b>	<b>\$ 27,706</b>
<b>Other Sources and (Uses)</b>				
Operating Transfers In	\$ —	\$ —	\$ —	\$ —
Operating Transfers Out	—	—	—	—
Other Sources and (Uses)	—	—	—	—
<b>Total Other Sources and (Uses)</b>	<b>\$ —</b>	<b>\$ —</b>	<b>\$ —</b>	<b>\$ —</b>
<b>Excess (Deficiency) of Revenues and Other Sources</b>				
<b>Over (Under) Expenditures and Other Uses</b>	<b>\$ 7,005</b>	<b>\$ (284,621)</b>	<b>\$ —</b>	<b>\$ 27,706</b>
<b>Equity, Beginning of Year</b>	<b>\$ 99,801</b>	<b>\$ 406,521</b>	<b>\$ —</b>	<b>\$ 73,379</b>
Prior Year Adjustments	(40,914)	—	—	8,259
<b>Equity, End of Year</b>	<b>\$ 65,892</b>	<b>\$ 121,900</b>	<b>\$ —</b>	<b>\$ 109,344</b>

**Table 3. Transportation Planning Agencies Annual Report — Fiscal Year 2006-07 — (continued)**  
**State Transit Assistance Funds Balance Sheets and Statements of Revenues, Expenditures,**  
**and Changes in Fund Balance**

	Imperial Valley Association of Governments	Inyo County Local Transportation Commission	Kern Council of Governments	Kings County Association of Governments
<b>Balance Sheets</b>				
<b>Assets</b>				
Cash and Investments	\$ 450,890	\$ —	\$ 4,888,602	\$ 54
Accounts Receivable	—	—	1,816,665	—
Interest Receivable	1,394	—	—	—
Due From Other Funds	—	—	—	—
Due From Other Agencies	—	51,440	—	—
Other Assets	—	—	—	—
<b>Total Assets</b>	<b>\$ 452,284</b>	<b>\$ 51,440</b>	<b>\$ 6,705,267</b>	<b>\$ 54</b>
<b>Liabilities</b>				
Accounts Payable	\$ —	\$ —	\$ —	\$ —
Due to Other Funds	—	—	—	—
Due to Other Agencies	—	—	—	—
Deferred Revenues	—	—	—	—
Other Liabilities	—	—	—	—
TDA Allocations Payable	—	40,394	—	—
<b>Total Liabilities</b>	<b>\$ —</b>	<b>\$ 40,394</b>	<b>\$ —</b>	<b>\$ —</b>
<b>Fund Equity</b>				
TDA Current Allocations Unpaid	\$ —	\$ —	\$ —	\$ —
TDA Funds Reserved	—	—	—	—
TDA Unallocated Apportionments	—	—	—	54
TDA Unrestricted	452,284	11,046	6,705,267	—
<b>Total Fund Equity</b>	<b>\$ 452,284</b>	<b>\$ 11,046</b>	<b>\$ 6,705,267</b>	<b>\$ 54</b>
<b>Total Liabilities and Equity</b>	<b>\$ 452,284</b>	<b>\$ 51,440</b>	<b>\$ 6,705,267</b>	<b>\$ 54</b>
<b>Statements of Revenues, Expenditures and Changes in Fund Balance</b>				
<b>Revenues</b>				
STAF	\$ 1,158,161	\$ 192,943	\$ 5,309,516	\$ 1,523,750
Interest	12,644	—	1,956,988	735
TDA Allocations Returned	—	—	—	—
Other/ Miscellaneous	—	—	—	—
<b>Total Revenues</b>	<b>\$ 1,170,805</b>	<b>\$ 192,943</b>	<b>\$ 7,266,504</b>	<b>\$ 1,524,485</b>
<b>Expenditures</b>				
STAF Claimants	\$ 1,046,606	\$ 181,897	\$ 2,738,420	\$ 1,524,431
All Other	—	—	—	—
<b>Total Expenditures</b>	<b>\$ 1,046,606</b>	<b>\$ 181,897</b>	<b>\$ 2,738,420</b>	<b>\$ 1,524,431</b>
<b>Excess (Deficiency) of Revenues Over (Under) Expenditures</b>	<b>\$ 124,199</b>	<b>\$ 11,046</b>	<b>\$ 4,528,084</b>	<b>\$ 54</b>
<b>Other Sources and (Uses)</b>				
Operating Transfers In	\$ —	\$ —	\$ —	\$ —
Operating Transfers Out	—	—	—	—
Other Sources and (Uses)	—	—	—	—
<b>Total Other Sources and (Uses)</b>	<b>\$ —</b>	<b>\$ —</b>	<b>\$ —</b>	<b>\$ —</b>
<b>Excess (Deficiency) of Revenues and Other Sources Over (Under) Expenditures and Other Uses</b>	<b>\$ 124,199</b>	<b>\$ 11,046</b>	<b>\$ 4,528,084</b>	<b>\$ 54</b>
<b>Equity, Beginning of Year</b>	<b>\$ 328,085</b>	<b>\$ —</b>	<b>\$ 2,051,463</b>	<b>\$ —</b>
Prior Year Adjustments	—	—	125,720	—
<b>Equity, End of Year</b>	<b>\$ 452,284</b>	<b>\$ 11,046</b>	<b>\$ 6,705,267</b>	<b>\$ 54</b>

**Table 3. Transportation Planning Agencies Annual Report — Fiscal Year 2006-07 — (continued)**  
**State Transit Assistance Funds Balance Sheets and Statements of Revenues, Expenditures,**  
**and Changes in Fund Balance**

	Lake County/City Council of Governments	Lassen County Local Transportation Commission	Los Angeles County Metropolitan Transportation Authority	Madera County Local Transportation Commission
<b>Balance Sheets</b>				
<b>Assets</b>				
Cash and Investments	\$ 259,339	\$ 209,591	\$ 63,654,992	\$ 901,920
Accounts Receivable	—	—	47,328,382	—
Interest Receivable	—	—	413,615	—
Due From Other Funds	—	—	—	—
Due From Other Agencies	—	78,768	—	—
Other Assets	—	—	—	—
<b>Total Assets</b>	<b>\$ 259,339</b>	<b>\$ 288,359</b>	<b>\$ 111,396,989</b>	<b>\$ 901,920</b>
<b>Liabilities</b>				
Accounts Payable	\$ —	\$ —	\$ —	\$ —
Due to Other Funds	—	—	—	40,000
Due to Other Agencies	—	58,223	41,320,470	—
Deferred Revenues	—	—	—	—
Other Liabilities	—	—	—	—
TDA Allocations Payable	—	—	—	—
<b>Total Liabilities</b>	<b>\$ —</b>	<b>\$ 58,223</b>	<b>\$ 41,320,470</b>	<b>\$ 40,000</b>
<b>Fund Equity</b>				
TDA Current Allocations Unpaid	\$ —	\$ —	\$ 33,570,595	\$ —
TDA Funds Reserved	—	—	—	765,391
TDA Unallocated Apportionments	—	230,136	36,505,924	96,529
TDA Unrestricted	259,339	—	—	—
<b>Total Fund Equity</b>	<b>\$ 259,339</b>	<b>\$ 230,136</b>	<b>\$ 70,076,519</b>	<b>\$ 861,920</b>
<b>Total Liabilities and Equity</b>	<b>\$ 259,339</b>	<b>\$ 288,359</b>	<b>\$ 111,396,989</b>	<b>\$ 901,920</b>
<b>Statements of Revenues, Expenditures and Changes in Fund Balance</b>				
<b>Revenues</b>				
STAF	\$ 425,559	\$ 313,080	\$ 191,073,586	\$ 1,211,135
Interest	2,028	4,149	4,079,417	26,505
TDA Allocations Returned	—	—	—	—
Other/ Miscellaneous	—	—	—	—
<b>Total Revenues</b>	<b>\$ 427,587</b>	<b>\$ 317,229</b>	<b>\$ 195,153,003</b>	<b>\$ 1,237,640</b>
<b>Expenditures</b>				
STAF Claimants	\$ 270,000	\$ 139,728	\$ 190,688,475	\$ 744,210
All Other	—	—	—	—
<b>Total Expenditures</b>	<b>\$ 270,000</b>	<b>\$ 139,728</b>	<b>\$ 190,688,475</b>	<b>\$ 744,210</b>
<b>Excess (Deficiency) of Revenues Over (Under) Expenditures</b>	<b>\$ 157,587</b>	<b>\$ 177,501</b>	<b>\$ 4,464,528</b>	<b>\$ 493,430</b>
<b>Other Sources and (Uses)</b>				
Operating Transfers In	\$ —	\$ —	\$ —	\$ —
Operating Transfers Out	—	—	—	—
Other Sources and (Uses)	—	—	—	—
<b>Total Other Sources and (Uses)</b>	<b>\$ —</b>	<b>\$ —</b>	<b>\$ —</b>	<b>\$ —</b>
<b>Excess (Deficiency) of Revenues and Other Sources Over (Under) Expenditures and Other Uses</b>	<b>\$ 157,587</b>	<b>\$ 177,501</b>	<b>\$ 4,464,528</b>	<b>\$ 493,430</b>
<b>Equity, Beginning of Year</b>	<b>\$ 101,752</b>	<b>\$ 52,635</b>	<b>\$ 65,648,814</b>	<b>\$ 368,490</b>
Prior Year Adjustments	—	—	(36,823)	—
<b>Equity, End of Year</b>	<b>\$ 259,339</b>	<b>\$ 230,136</b>	<b>\$ 70,076,519</b>	<b>\$ 861,920</b>



**Table 3. Transportation Planning Agencies Annual Report — Fiscal Year 2006-07 — (continued)**  
**State Transit Assistance Funds Balance Sheets and Statements of Revenues, Expenditures,**  
**and Changes in Fund Balance**

	Mariposa County Local Transportation Commission	Mendocino Council of Governments	Merced County Association of Governments	Modoc County Local Transportation Commission
<b>Balance Sheets</b>				
<b>Assets</b>				
Cash and Investments	\$ (30,176)	\$ 367,727	\$ 210,685	\$ 9,352
Accounts Receivable	38,493	203,432	—	20,708
Interest Receivable	—	—	—	34
Due From Other Funds	—	—	—	—
Due From Other Agencies	—	—	543,169	—
Other Assets	—	—	—	—
<b>Total Assets</b>	<b>\$ 8,317</b>	<b>\$ 571,159</b>	<b>\$ 753,854</b>	<b>\$ 30,094</b>
<b>Liabilities</b>				
Accounts Payable	\$ —	\$ —	\$ —	\$ 20,626
Due to Other Funds	—	—	—	—
Due to Other Agencies	—	—	—	—
Deferred Revenues	—	—	—	—
Other Liabilities	—	—	—	—
TDA Allocations Payable	—	—	685,734	—
<b>Total Liabilities</b>	<b>\$ —</b>	<b>\$ —</b>	<b>\$ 685,734</b>	<b>\$ 20,626</b>
<b>Fund Equity</b>				
TDA Current Allocations Unpaid	\$ —	\$ —	\$ —	\$ —
TDA Funds Reserved	—	—	68,120	—
TDA Unallocated Apportionments	8,317	—	—	—
TDA Unrestricted	—	571,159	—	9,468
<b>Total Fund Equity</b>	<b>\$ 8,317</b>	<b>\$ 571,159</b>	<b>\$ 68,120</b>	<b>\$ 9,468</b>
<b>Total Liabilities and Equity</b>	<b>\$ 8,317</b>	<b>\$ 571,159</b>	<b>\$ 753,854</b>	<b>\$ 30,094</b>
<b>Statements of Revenues, Expenditures and Changes in Fund Balance</b>				
<b>Revenues</b>				
STAF	\$ 154,356	\$ 828,736	\$ 2,162,100	\$ 82,501
Interest	971	15,422	2,504	362
TDA Allocations Returned	—	—	—	—
Other/ Miscellaneous	—	—	—	—
<b>Total Revenues</b>	<b>\$ 155,327</b>	<b>\$ 844,158</b>	<b>\$ 2,164,604</b>	<b>\$ 82,863</b>
<b>Expenditures</b>				
STAF Claimants	\$ 172,000	\$ 409,315	\$ 2,172,729	\$ 82,501
All Other	—	—	—	—
<b>Total Expenditures</b>	<b>\$ 172,000</b>	<b>\$ 409,315</b>	<b>\$ 2,172,729</b>	<b>\$ 82,501</b>
<b>Excess (Deficiency) of Revenues Over (Under) Expenditures</b>	<b>\$ (16,673)</b>	<b>\$ 434,843</b>	<b>\$ (8,125)</b>	<b>\$ 362</b>
<b>Other Sources and (Uses)</b>				
Operating Transfers In	\$ —	\$ —	\$ —	\$ —
Operating Transfers Out	—	—	—	—
Other Sources and (Uses)	—	—	—	—
<b>Total Other Sources and (Uses)</b>	<b>\$ —</b>	<b>\$ —</b>	<b>\$ —</b>	<b>\$ —</b>
<b>Excess (Deficiency) of Revenues and Other Sources Over (Under) Expenditures and Other Uses</b>	<b>\$ (16,673)</b>	<b>\$ 434,843</b>	<b>\$ (8,125)</b>	<b>\$ 362</b>
<b>Equity, Beginning of Year</b>	<b>\$ 24,990</b>	<b>\$ 176,664</b>	<b>\$ 76,245</b>	<b>\$ 9,106</b>
Prior Year Adjustments	—	(40,348)	—	—
<b>Equity, End of Year</b>	<b>\$ 8,317</b>	<b>\$ 571,159</b>	<b>\$ 68,120</b>	<b>\$ 9,468</b>

**Table 3. Transportation Planning Agencies Annual Report — Fiscal Year 2006-07 — (continued)**  
**State Transit Assistance Funds Balance Sheets and Statements of Revenues, Expenditures,**  
**and Changes in Fund Balance**

	Mono County Local Transportation Commission	Transportation Agency for Monterey County	Nevada County Local Transportation Commission	Orange County Transportation Authority
<b>Balance Sheets</b>				
<b>Assets</b>				
Cash and Investments	\$ —	\$ 716,100	\$ 740,147	\$ 559,200
Accounts Receivable	—	1,061,753	—	—
Interest Receivable	—	16,646	—	8,933
Due From Other Funds	—	—	—	—
Due From Other Agencies	28,511	—	224,764	9,169,646
Other Assets	—	—	—	—
<b>Total Assets</b>	<b>\$ 28,511</b>	<b>\$ 1,794,499</b>	<b>\$ 964,911</b>	<b>\$ 9,737,779</b>
<b>Liabilities</b>				
Accounts Payable	\$ —	\$ 473,381	\$ —	\$ —
Due to Other Funds	—	—	—	—
Due to Other Agencies	212	—	—	121
Deferred Revenues	—	—	—	—
Other Liabilities	—	—	—	9,361,527
TDA Allocations Payable	28,511	—	—	—
<b>Total Liabilities</b>	<b>\$ 28,723</b>	<b>\$ 473,381</b>	<b>\$ —</b>	<b>\$ 9,361,648</b>
<b>Fund Equity</b>				
TDA Current Allocations Unpaid	\$ —	\$ 1,321,118	\$ —	\$ —
TDA Funds Reserved	—	—	—	376,131
TDA Unallocated Apportionments	—	—	—	—
TDA Unrestricted	(212)	—	964,911	—
<b>Total Fund Equity</b>	<b>\$ (212)</b>	<b>\$ 1,321,118</b>	<b>\$ 964,911</b>	<b>\$ 376,131</b>
<b>Total Liabilities and Equity</b>	<b>\$ 28,511</b>	<b>\$ 1,794,499</b>	<b>\$ 964,911</b>	<b>\$ 9,737,779</b>
<b>Statements of Revenues, Expenditures and Changes in Fund Balance</b>				
<b>Revenues</b>				
STAF	\$ 114,046	\$ 4,182,635	\$ 889,577	\$ 36,627,713
Interest	—	56,562	14,568	56,085
TDA Allocations Returned	—	—	—	—
Other/ Miscellaneous	—	—	—	(1,064)
<b>Total Revenues</b>	<b>\$ 114,046</b>	<b>\$ 4,239,197</b>	<b>\$ 904,145</b>	<b>\$ 36,682,734</b>
<b>Expenditures</b>				
STAF Claimants	\$ 114,046	\$ 3,491,949	\$ 49,959	\$ 36,678,392
All Other	—	—	—	—
<b>Total Expenditures</b>	<b>\$ 114,046</b>	<b>\$ 3,491,949</b>	<b>\$ 49,959</b>	<b>\$ 36,678,392</b>
<b>Excess (Deficiency) of Revenues Over (Under) Expenditures</b>	<b>\$ —</b>	<b>\$ 747,248</b>	<b>\$ 854,186</b>	<b>\$ 4,342</b>
<b>Other Sources and (Uses)</b>				
Operating Transfers In	\$ —	\$ —	\$ —	\$ —
Operating Transfers Out	—	—	—	—
Other Sources and (Uses)	—	—	—	—
<b>Total Other Sources and (Uses)</b>	<b>\$ —</b>	<b>\$ —</b>	<b>\$ —</b>	<b>\$ —</b>
<b>Excess (Deficiency) of Revenues and Other Sources Over (Under) Expenditures and Other Uses</b>	<b>\$ —</b>	<b>\$ 747,248</b>	<b>\$ 854,186</b>	<b>\$ 4,342</b>
<b>Equity, Beginning of Year</b>	<b>\$ (212)</b>	<b>\$ 573,870</b>	<b>\$ 110,725</b>	<b>\$ 444,594</b>
Prior Year Adjustments	—	—	—	(72,805)
<b>Equity, End of Year</b>	<b>\$ (212)</b>	<b>\$ 1,321,118</b>	<b>\$ 964,911</b>	<b>\$ 376,131</b>

**Table 3. Transportation Planning Agencies Annual Report — Fiscal Year 2006-07 — (continued)**  
**State Transit Assistance Funds Balance Sheets and Statements of Revenues, Expenditures,**  
**and Changes in Fund Balance**

	Placer County Local Transportation Commission	Plumas County Local Transportation Commission	Riverside County Transportation Commission	Sacramento Area Council of Governments
<b>Balance Sheets</b>				
<b>Assets</b>				
Cash and Investments	\$ 244,208	\$ 169,271	\$ 16,970,807	\$ 1,951,714
Accounts Receivable	—	—	4,810,848	5,756,145
Interest Receivable	—	—	165,210	98,944
Due From Other Funds	—	—	—	—
Due From Other Agencies	585,024	—	—	—
Other Assets	—	—	—	—
<b>Total Assets</b>	<b>\$ 829,232</b>	<b>\$ 169,271</b>	<b>\$ 21,946,865</b>	<b>\$ 7,806,803</b>
<b>Liabilities</b>				
Accounts Payable	\$ 853,303	\$ —	\$ 408,655	\$ —
Due to Other Funds	—	—	—	—
Due to Other Agencies	—	—	—	—
Deferred Revenues	—	—	—	—
Other Liabilities	—	—	—	—
TDA Allocations Payable	—	—	—	7,168,006
<b>Total Liabilities</b>	<b>\$ 853,303</b>	<b>\$ —</b>	<b>\$ 408,655</b>	<b>\$ 7,168,006</b>
<b>Fund Equity</b>				
TDA Current Allocations Unpaid	\$ —	\$ —	\$ 5,490,133	\$ —
TDA Funds Reserved	—	—	16,048,077	—
TDA Unallocated Apportionments	—	—	—	638,797
TDA Unrestricted	(24,071)	169,271	—	—
<b>Total Fund Equity</b>	<b>\$ (24,071)</b>	<b>\$ 169,271</b>	<b>\$ 21,538,210</b>	<b>\$ 638,797</b>
<b>Total Liabilities and Equity</b>	<b>\$ 829,232</b>	<b>\$ 169,271</b>	<b>\$ 21,946,865</b>	<b>\$ 7,806,803</b>
<b>Statements of Revenues, Expenditures and Changes in Fund Balance</b>				
<b>Revenues</b>				
STAF	\$ 2,407,443	\$ 134,898	\$ 18,866,984	\$ 22,554,080
Interest	—	3,998	632,076	185,824
TDA Allocations Returned	—	—	—	—
Other/ Miscellaneous	—	—	—	—
<b>Total Revenues</b>	<b>\$ 2,407,443</b>	<b>\$ 138,896</b>	<b>\$ 19,499,060</b>	<b>\$ 22,739,904</b>
<b>Expenditures</b>				
STAF Claimants	\$ 2,485,840	\$ 50,000	\$ 3,423,376	\$ 22,175,628
All Other	—	—	—	—
<b>Total Expenditures</b>	<b>\$ 2,485,840</b>	<b>\$ 50,000</b>	<b>\$ 3,423,376</b>	<b>\$ 22,175,628</b>
<b>Excess (Deficiency) of Revenues Over (Under) Expenditures</b>	<b>\$ (78,397)</b>	<b>\$ 88,896</b>	<b>\$ 16,075,684</b>	<b>\$ 564,276</b>
<b>Other Sources and (Uses)</b>				
Operating Transfers In	\$ —	\$ —	\$ —	\$ —
Operating Transfers Out	—	—	—	—
Other Sources and (Uses)	—	—	—	—
<b>Total Other Sources and (Uses)</b>	<b>\$ —</b>	<b>\$ —</b>	<b>\$ —</b>	<b>\$ —</b>
<b>Excess (Deficiency) of Revenues and Other Sources Over (Under) Expenditures and Other Uses</b>	<b>\$ (78,397)</b>	<b>\$ 88,896</b>	<b>\$ 16,075,684</b>	<b>\$ 564,276</b>
<b>Equity, Beginning of Year</b>	<b>\$ 54,326</b>	<b>\$ 80,375</b>	<b>\$ 5,462,526</b>	<b>\$ 74,521</b>
Prior Year Adjustments	—	—	—	—
<b>Equity, End of Year</b>	<b>\$ (24,071)</b>	<b>\$ 169,271</b>	<b>\$ 21,538,210</b>	<b>\$ 638,797</b>

**Table 3. Transportation Planning Agencies Annual Report — Fiscal Year 2006-07 — (continued)**  
**State Transit Assistance Funds Balance Sheets and Statements of Revenues, Expenditures,**  
**and Changes in Fund Balance**

	Council of San Benito County Governments	San Bernardino Associated Governments	San Diego Association of Governments	San Diego Metropolitan Transit System
<b>Balance Sheets</b>				
<b>Assets</b>				
Cash and Investments	\$ (120,838)	\$ 34,116,948	\$ 832,412	\$ 958,864
Accounts Receivable	120,838	5,076,450	2,205,591	7,376,768
Interest Receivable	—	604,328	12,817	56,027
Due From Other Funds	—	—	—	—
Due From Other Agencies	—	—	—	—
Other Assets	—	(26,519)	—	68,076
<b>Total Assets</b>	<b>\$ —</b>	<b>\$ 39,771,207</b>	<b>\$ 3,050,820</b>	<b>\$ 8,459,735</b>
<b>Liabilities</b>				
Accounts Payable	\$ —	\$ —	\$ 2,506,825	\$ 7,150,086
Due to Other Funds	—	—	—	—
Due to Other Agencies	—	—	—	—
Deferred Revenues	—	—	—	—
Other Liabilities	—	—	—	—
TDA Allocations Payable	—	—	—	—
<b>Total Liabilities</b>	<b>\$ —</b>	<b>\$ —</b>	<b>\$ 2,506,825</b>	<b>\$ 7,150,086</b>
<b>Fund Equity</b>				
TDA Current Allocations Unpaid	\$ —	\$ 3,284,805	\$ —	\$ —
TDA Funds Reserved	—	15,159,310	543,995	1,309,649
TDA Unallocated Apportionments	—	—	—	—
TDA Unrestricted	—	21,327,092	—	—
<b>Total Fund Equity</b>	<b>\$ —</b>	<b>\$ 39,771,207</b>	<b>\$ 543,995</b>	<b>\$ 1,309,649</b>
<b>Total Liabilities and Equity</b>	<b>\$ —</b>	<b>\$ 39,771,207</b>	<b>\$ 3,050,820</b>	<b>\$ 8,459,735</b>
<b>Statements of Revenues, Expenditures and Changes in Fund Balance</b>				
<b>Revenues</b>				
STAF	\$ 483,352	\$ 19,935,558	\$ 8,870,663	\$ 28,930,454
Interest	14,274	1,290,755	56,963	219,951
TDA Allocations Returned	—	—	—	—
Other/ Miscellaneous	—	140,423	—	—
<b>Total Revenues</b>	<b>\$ 497,626</b>	<b>\$ 21,366,736</b>	<b>\$ 8,927,626</b>	<b>\$ 29,150,405</b>
<b>Expenditures</b>				
STAF Claimants	\$ 636,209	\$ 4,264,688	\$ 9,006,825	\$ 28,663,136
All Other	—	—	—	—
<b>Total Expenditures</b>	<b>\$ 636,209</b>	<b>\$ 4,264,688</b>	<b>\$ 9,006,825</b>	<b>\$ 28,663,136</b>
<b>Excess (Deficiency) of Revenues Over (Under) Expenditures</b>	<b>\$ (138,583)</b>	<b>\$ 17,102,048</b>	<b>\$ (79,199)</b>	<b>\$ 487,269</b>
<b>Other Sources and (Uses)</b>				
Operating Transfers In	\$ —	\$ —	\$ —	\$ —
Operating Transfers Out	—	—	—	—
Other Sources and (Uses)	—	—	—	—
<b>Total Other Sources and (Uses)</b>	<b>\$ —</b>	<b>\$ —</b>	<b>\$ —</b>	<b>\$ —</b>
<b>Excess (Deficiency) of Revenues and Other Sources Over (Under) Expenditures and Other Uses</b>	<b>\$ (138,583)</b>	<b>\$ 17,102,048</b>	<b>\$ (79,199)</b>	<b>\$ 487,269</b>
<b>Equity, Beginning of Year</b>	<b>\$ 138,583</b>	<b>\$ 22,669,159</b>	<b>\$ 2,105,860</b>	<b>\$ —</b>
Prior Year Adjustments	—	—	(1,482,666)	822,380
<b>Equity, End of Year</b>	<b>\$ —</b>	<b>\$ 39,771,207</b>	<b>\$ 543,995</b>	<b>\$ 1,309,649</b>

**Table 3. Transportation Planning Agencies Annual Report — Fiscal Year 2006-07 — (continued)**  
**State Transit Assistance Funds Balance Sheets and Statements of Revenues, Expenditures,**  
**and Changes in Fund Balance**

	San Joaquin County Council of Governments	San Luis Obispo Area Council of Governments	Santa Barbara County Association of Governments	Santa Cruz County Transportation Commission
<b>Balance Sheets</b>				
<b>Assets</b>				
Cash and Investments	\$ 4,430,858	\$ 477,576	\$ 2,770,825	\$ 5,298
Accounts Receivable	1,696,028	642,561	—	—
Interest Receivable	43,475	—	26,441	—
Due From Other Funds	—	—	—	—
Due From Other Agencies	—	—	1,125,065	1,080,000
Other Assets	—	—	—	—
<b>Total Assets</b>	<b>\$ 6,170,361</b>	<b>\$ 1,120,137</b>	<b>\$ 3,922,331</b>	<b>\$ 1,085,298</b>
<b>Liabilities</b>				
Accounts Payable	\$ —	\$ 55,569	\$ —	\$ —
Due to Other Funds	—	—	—	—
Due to Other Agencies	169,955	—	—	1,071,106
Deferred Revenues	—	—	—	—
Other Liabilities	—	—	—	—
TDA Allocations Payable	—	—	3,709,107	—
<b>Total Liabilities</b>	<b>\$ 169,955</b>	<b>\$ 55,569</b>	<b>\$ 3,709,107</b>	<b>\$ 1,071,106</b>
<b>Fund Equity</b>				
TDA Current Allocations Unpaid	\$ 6,000,406	\$ —	\$ —	\$ —
TDA Funds Reserved	—	—	—	—
TDA Unallocated Apportionments	—	—	—	—
TDA Unrestricted	—	1,064,568	213,224	14,192
<b>Total Fund Equity</b>	<b>\$ 6,000,406</b>	<b>\$ 1,064,568</b>	<b>\$ 213,224</b>	<b>\$ 14,192</b>
<b>Total Liabilities and Equity</b>	<b>\$ 6,170,361</b>	<b>\$ 1,120,137</b>	<b>\$ 3,922,331</b>	<b>\$ 1,085,298</b>
<b>Statements of Revenues, Expenditures and Changes in Fund Balance</b>				
<b>Revenues</b>				
STAF	\$ 6,927,580	\$ 2,569,242	\$ 4,493,537	\$ 4,497,298
Interest	168,904	36,277	84,601	11,532
TDA Allocations Returned	—	—	—	—
Other/ Miscellaneous	—	—	—	—
<b>Total Revenues</b>	<b>\$ 7,096,484</b>	<b>\$ 2,605,519</b>	<b>\$ 4,578,138</b>	<b>\$ 4,508,830</b>
<b>Expenditures</b>				
STAF Claimants	\$ 4,128,398	\$ 1,977,019	\$ 4,531,015	\$ 4,497,175
All Other	—	—	—	—
<b>Total Expenditures</b>	<b>\$ 4,128,398</b>	<b>\$ 1,977,019</b>	<b>\$ 4,531,015</b>	<b>\$ 4,497,175</b>
<b>Excess (Deficiency) of Revenues Over (Under) Expenditures</b>	<b>\$ 2,968,086</b>	<b>\$ 628,500</b>	<b>\$ 47,123</b>	<b>\$ 11,655</b>
<b>Other Sources and (Uses)</b>				
Operating Transfers In	\$ —	\$ —	\$ —	\$ —
Operating Transfers Out	—	—	—	—
Other Sources and (Uses)	—	—	—	—
<b>Total Other Sources and (Uses)</b>	<b>\$ —</b>	<b>\$ —</b>	<b>\$ —</b>	<b>\$ —</b>
<b>Excess (Deficiency) of Revenues and Other Sources Over (Under) Expenditures and Other Uses</b>	<b>\$ 2,968,086</b>	<b>\$ 628,500</b>	<b>\$ 47,123</b>	<b>\$ 11,655</b>
<b>Equity, Beginning of Year</b>	<b>\$ 3,032,320</b>	<b>\$ 436,068</b>	<b>\$ 166,101</b>	<b>\$ 2,537</b>
Prior Year Adjustments	—	—	—	—
<b>Equity, End of Year</b>	<b>\$ 6,000,406</b>	<b>\$ 1,064,568</b>	<b>\$ 213,224</b>	<b>\$ 14,192</b>

**Table 3. Transportation Planning Agencies Annual Report — Fiscal Year 2006-07 — (continued)**  
**State Transit Assistance Funds Balance Sheets and Statements of Revenues, Expenditures,**  
**and Changes in Fund Balance**

	Shasta County Regional Transportation Planning Agency	Sierra County Local Transportation Commission	Siskiyou County Local Transportation Commission	Stanislaus Council of Governments
<b>Balance Sheets</b>				
<b>Assets</b>				
Cash and Investments	\$ 735,171	\$ 67,471	\$ 353,718	\$ 2,381,513
Accounts Receivable	402,328	—	101,415	—
Interest Receivable	3,428	—	—	—
Due From Other Funds	—	—	—	—
Due From Other Agencies	—	—	—	1,177,976
Other Assets	—	—	—	—
<b>Total Assets</b>	<b>\$ 1,140,927</b>	<b>\$ 67,471</b>	<b>\$ 455,133</b>	<b>\$ 3,559,489</b>
<b>Liabilities</b>				
Accounts Payable	\$ —	\$ —	\$ —	\$ —
Due to Other Funds	—	—	—	—
Due to Other Agencies	—	—	—	2,883,117
Deferred Revenues	—	—	—	—
Other Liabilities	21,777	—	—	—
TDA Allocations Payable	—	—	—	—
<b>Total Liabilities</b>	<b>\$ 21,777</b>	<b>\$ —</b>	<b>\$ —</b>	<b>\$ 2,883,117</b>
<b>Fund Equity</b>				
TDA Current Allocations Unpaid	\$ —	\$ —	\$ —	\$ —
TDA Funds Reserved	145,258	—	455,133	—
TDA Unallocated Apportionments	—	—	—	676,372
TDA Unrestricted	973,892	67,471	—	—
<b>Total Fund Equity</b>	<b>\$ 1,119,150</b>	<b>\$ 67,471</b>	<b>\$ 455,133</b>	<b>\$ 676,372</b>
<b>Total Liabilities and Equity</b>	<b>\$ 1,140,927</b>	<b>\$ 67,471</b>	<b>\$ 455,133</b>	<b>\$ 3,559,489</b>
<b>Statements of Revenues, Expenditures and Changes in Fund Balance</b>				
<b>Revenues</b>				
STAF	\$ 1,620,301	\$ 22,024	\$ 404,854	\$ 4,640,495
Interest	—	1,963	9,660	54,993
TDA Allocations Returned	—	—	—	—
Other/ Miscellaneous	—	—	—	—
<b>Total Revenues</b>	<b>\$ 1,620,301</b>	<b>\$ 23,987</b>	<b>\$ 414,514</b>	<b>\$ 4,695,488</b>
<b>Expenditures</b>				
STAF Claimants	\$ 502,577	\$ —	\$ 130,321	\$ 4,613,974
All Other	—	—	—	—
<b>Total Expenditures</b>	<b>\$ 502,577</b>	<b>\$ —</b>	<b>\$ 130,321</b>	<b>\$ 4,613,974</b>
<b>Excess (Deficiency) of Revenues Over (Under) Expenditures</b>	<b>\$ 1,117,724</b>	<b>\$ 23,987</b>	<b>\$ 284,193</b>	<b>\$ 81,514</b>
<b>Other Sources and (Uses)</b>				
Operating Transfers In	\$ —	\$ —	\$ —	\$ —
Operating Transfers Out	—	—	—	—
Other Sources and (Uses)	—	—	—	—
<b>Total Other Sources and (Uses)</b>	<b>\$ —</b>	<b>\$ —</b>	<b>\$ —</b>	<b>\$ —</b>
<b>Excess (Deficiency) of Revenues and Other Sources Over (Under) Expenditures and Other Uses</b>	<b>\$ 1,117,724</b>	<b>\$ 23,987</b>	<b>\$ 284,193</b>	<b>\$ 81,514</b>
<b>Equity, Beginning of Year</b>	<b>\$ 186,130</b>	<b>\$ 43,623</b>	<b>\$ 170,940</b>	<b>\$ 594,858</b>
Prior Year Adjustments	(184,704)	(139)	—	—
<b>Equity, End of Year</b>	<b>\$ 1,119,150</b>	<b>\$ 67,471</b>	<b>\$ 455,133</b>	<b>\$ 676,372</b>

**Table 3. Transportation Planning Agencies Annual Report — Fiscal Year 2006-07 — (continued)**  
**State Transit Assistance Funds Balance Sheets and Statements of Revenues, Expenditures,**  
**and Changes in Fund Balance**

	Tehama County Transportation Commission	Trinity County Transportation Commission	Tulare County Association of Governments	Tuolumne County and Cities Planning Council
<b>Balance Sheets</b>				
<b>Assets</b>				
Cash and Investments	\$ 129,708	\$ 962	\$ 3,624,612	\$ —
Accounts Receivable	129,027	—	—	—
Interest Receivable	—	3,491	—	—
Due From Other Funds	—	—	160,917	—
Due From Other Agencies	—	429,089	928,676	122,079
Other Assets	—	—	—	—
<b>Total Assets</b>	<b>\$ 258,735</b>	<b>\$ 433,542</b>	<b>\$ 4,714,205</b>	<b>\$ 122,079</b>
<b>Liabilities</b>				
Accounts Payable	\$ 258,735	\$ —	\$ —	\$ —
Due to Other Funds	—	—	—	—
Due to Other Agencies	—	—	—	122,079
Deferred Revenues	—	—	—	—
Other Liabilities	—	—	—	—
TDA Allocations Payable	—	—	—	—
<b>Total Liabilities</b>	<b>\$ 258,735</b>	<b>\$ —</b>	<b>\$ —</b>	<b>\$ 122,079</b>
<b>Fund Equity</b>				
TDA Current Allocations Unpaid	\$ —	\$ —	\$ —	\$ —
TDA Funds Reserved	—	—	—	—
TDA Unallocated Apportionments	—	433,542	4,714,205	—
TDA Unrestricted	—	—	—	—
<b>Total Fund Equity</b>	<b>\$ —</b>	<b>\$ 433,542</b>	<b>\$ 4,714,205</b>	<b>\$ —</b>
<b>Total Liabilities and Equity</b>	<b>\$ 258,735</b>	<b>\$ 433,542</b>	<b>\$ 4,714,205</b>	<b>\$ 122,079</b>
<b>Statements of Revenues, Expenditures and Changes in Fund Balance</b>				
<b>Revenues</b>				
STAF	\$ 516,111	\$ 120,081	\$ 3,693,893	\$ 488,418
Interest	718	12,200	105,443	3,848
TDA Allocations Returned	—	82	—	—
Other/ Miscellaneous	—	—	—	—
<b>Total Revenues</b>	<b>\$ 516,829</b>	<b>\$ 132,363</b>	<b>\$ 3,799,336</b>	<b>\$ 492,266</b>
<b>Expenditures</b>				
STAF Claimants	\$ 516,830	\$ 95,000	\$ 916,742	\$ 493,319
All Other	—	—	—	—
<b>Total Expenditures</b>	<b>\$ 516,830</b>	<b>\$ 95,000</b>	<b>\$ 916,742</b>	<b>\$ 493,319</b>
<b>Excess (Deficiency) of Revenues Over (Under) Expenditures</b>	<b>\$ (1)</b>	<b>\$ 37,363</b>	<b>\$ 2,882,594</b>	<b>\$ (1,053)</b>
<b>Other Sources and (Uses)</b>				
Operating Transfers In	\$ —	\$ —	\$ —	\$ —
Operating Transfers Out	—	—	—	—
Other Sources and (Uses)	—	—	—	—
<b>Total Other Sources and (Uses)</b>	<b>\$ —</b>	<b>\$ —</b>	<b>\$ —</b>	<b>\$ —</b>
<b>Excess (Deficiency) of Revenues and Other Sources Over (Under) Expenditures and Other Uses</b>	<b>\$ (1)</b>	<b>\$ 37,363</b>	<b>\$ 2,882,594</b>	<b>\$ (1,053)</b>
<b>Equity, Beginning of Year</b>	<b>\$ 1</b>	<b>\$ 396,179</b>	<b>\$ 1,663,745</b>	<b>\$ 40,909</b>
Prior Year Adjustments	—	—	167,866	(39,856)
<b>Equity, End of Year</b>	<b>\$ —</b>	<b>\$ 433,542</b>	<b>\$ 4,714,205</b>	<b>\$ —</b>

**Table 3. Transportation Planning Agencies Annual Report — Fiscal Year 2006-07 — (continued)**  
**State Transit Assistance Funds Balance Sheets and Statements of Revenues, Expenditures,**  
**and Changes in Fund Balance**

	Ventura County Transportation Commission	State Total
<b>Balance Sheets</b>		
<b>Assets</b>		
Cash and Investments	\$ 5,464,717	\$ 237,217,884
Accounts Receivable	—	81,140,242
Interest Receivable	53,993	2,517,233
Due From Other Funds	—	160,917
Due From Other Agencies	1,783,488	18,351,876
Other Assets	—	55,246,068
<b>Total Assets</b>	<b>\$ 7,302,198</b>	<b>\$ 394,634,220</b>
<b>Liabilities</b>		
Accounts Payable	\$ —	\$ 35,303,629
Due to Other Funds	—	113,886
Due to Other Agencies	935,128	47,900,467
Deferred Revenues	—	—
Other Liabilities	—	10,517,905
TDA Allocations Payable	—	13,966,730
<b>Total Liabilities</b>	<b>\$ 935,128</b>	<b>\$ 107,802,617</b>
<b>Fund Equity</b>		
TDA Current Allocations Unpaid	\$ —	\$ 80,989,400
TDA Funds Reserved	6,367,070	42,284,985
TDA Unallocated Apportionments	—	130,535,593
TDA Unrestricted	—	33,021,625
<b>Total Fund Equity</b>	<b>\$ 6,367,070</b>	<b>\$ 286,831,603</b>
<b>Total Liabilities and Equity</b>	<b>\$ 7,302,198</b>	<b>\$ 394,634,220</b>
<b>Statements of Revenues,</b>		
<b>Expenditures and Changes in Fund Balance</b>		
<b>Revenues</b>		
STAF	\$ 6,855,569	\$ 620,531,123
Interest	156,313	12,992,617
TDA Allocations Returned	—	82
Other/ Miscellaneous	—	139,359
<b>Total Revenues</b>	<b>\$ 7,011,882</b>	<b>\$ 633,663,181</b>
<b>Expenditures</b>		
STAF Claimants	\$ 2,383,430	\$ 493,476,648
All Other	—	—
<b>Total Expenditures</b>	<b>\$ 2,383,430</b>	<b>\$ 493,476,648</b>
<b>Excess (Deficiency) of Revenues</b>		
<b>Over (Under) Expenditures</b>	<b>\$ 4,628,452</b>	<b>\$ 140,186,533</b>
<b>Other Sources and (Uses)</b>		
Operating Transfers In	\$ —	\$ —
Operating Transfers Out	—	—
Other Sources and (Uses)	—	—
<b>Total Other Sources and (Uses)</b>	<b>\$ —</b>	<b>\$ —</b>
<b>Excess (Deficiency) of Revenues and Other Sources</b>		
<b>Over (Under) Expenditures and Other Uses</b>	<b>\$ 4,628,452</b>	<b>\$ 140,186,533</b>
<b>Equity, Beginning of Year</b>	<b>\$ 1,738,618</b>	<b>\$ 147,394,861</b>
Prior Year Adjustments	—	(749,791)
<b>Equity, End of Year</b>	<b>\$ 6,367,070</b>	<b>\$ 286,831,603</b>



**Table 4. Transportation Planning Agencies Annual Report — Fiscal Year 2006-07  
Local Transportation Funds Schedule of Apportionments  
by Areas of Apportionment**

Area of Apportionment	Amounts
<b>Metropolitan Transportation Commission</b>	
Alameda	
Planning and Administration - MTC	\$ 2,271,869
County Administration	324,553
Article 3	1,246,282
Article 4	3,053,392
Article 4 - Alameda-Contra Costa Transit District 1	38,022,607
Article 4 - Alameda-Contra Costa Transit District 2	9,780,793
Article 4 - San Francisco Bay Area Rapid Transit District	203,249
Article 4 - Livermore-Amador Valley Transit Authority	7,287,247
Article 4 - Union City	2,720,549
<b>Total</b>	<b>\$ 64,910,541</b>
Contra Costa	
Planning and Administration - MTC	\$ 1,281,512
Administration - County	183,073
Article 3	703,001
Article 4.5	1,722,352
Article 4 - Alameda-Contra Costa Transit District	5,998,440
Article 4 - San Francisco Bay Area Transit District	208,815
Article 4 - Central Contra Costa County Transit Authority	15,637,443
Article 4 - Eastern Contra Costa County Transit Authority	8,716,364
Article 4 - Western Contra Costa Transit Authority	2,163,634
<b>Total</b>	<b>\$ 36,614,634</b>
Marin	
Planning and Administration - MTC	\$ 384,438
Administration - County	54,920
Article 3	210,892
Article 4 - Golden Gate Bridge Highway and Transportation District	10,333,685
<b>Total</b>	<b>\$ 10,983,935</b>
Napa	
Planning and Administration - MTC	\$ 199,798
Administration - County	28,543
Article 3	109,604
Article 4.5	268,529
Article 4/8 Napa County Transportation Agency	5,102,043
<b>Total</b>	<b>\$ 5,708,517</b>
San Francisco	
Planning and Administration	\$ 1,277,400
Administration - County	182,486
Article 3	700,745
Article 4.5	1,716,825
San Francisco Municipal Railway	32,619,681
<b>Total</b>	<b>\$ 36,497,137</b>
San Mateo	
Planning and Administration	\$ 1,152,709
Administration - County	164,673
Article 3	632,343

**Table 4. Transportation Planning Agencies Annual Report — Fiscal Year 2006-07 — (continued)**  
**Local Transportation Funds Schedule of Apportionments**  
**by Areas of Apportionment**

Area of Apportionment	Amounts
<b>Metropolitan Transportation Commission — (continued)</b>	
San Mateo	
Article 4.5	\$ 1,549,241
San Mateo County Transportation District	29,435,576
Article 4.5	3,739,512
Valley Transit Authority	71,050,736
<b>Total</b>	<b>\$ 107,724,790</b>
Santa Clara	
Planning and Administration	\$ 2,769,699
Administration - County	48,000
Article 3	1,526,332
<b>Total</b>	<b>\$ 4,344,031</b>
Solano	
Planning and Administration - MTC	\$ 568,569
Administration - County	81,224
Article 3	311,901
Article 4/8 - Benicia	990,333
Article 4/8 - Dixon	622,660
Article 4/8 - Fairfield	3,806,710
Article 4/8 - Rio Vista	247,810
Article 4/8 - Suisun City	1,004,578
Article 4/8 - Vacaville	3,506,199
Article 4/8 - Vallejo	4,393,704
Article 4/8 - Solano County	711,135
<b>Total</b>	<b>\$ 16,244,823</b>
Sonoma	
Planning and Administration	\$ 698,250
Administration - County	15,000
Article 3	384,735
Article 4/8 - Golden Gate Bridge Highway and Transportation District	4,713,004
Article 4/8 - Healdsburg	418,119
Article 4/8 - Petaluma	1,589,034
Article 4/8 - Santa Rosa	4,618,082
Article 4/8 - Sonoma County Transit	7,513,776
<b>Total</b>	<b>\$ 19,950,000</b>
<b>Metropolitan Transportation Commission Total</b>	<b>\$ 302,978,408</b>
<b>Alpine County Transportation Commission</b>	
Alpine	
Alpine County Transit Services	\$ 28,202
Alpine County Transportation Commission Planning and Administration	28,000
<b>Total</b>	<b>\$ 56,202</b>
<b>Amador County Transportation Commission</b>	
Amador	
City of Amador	\$ 757
City of Ione	26,983
City of Jackson	15,425
City of Plymouth	3,758
City of Sutter Creek	10,436

**Table 4. Transportation Planning Agencies Annual Report — Fiscal Year 2006-07 — (continued)**  
**Local Transportation Funds Schedule of Apportionments**  
**by Areas of Apportionment**

Area of Apportionment	Amounts
<b>Amador County Transportation Commission — (continued)</b>	
Amador	
County of Amador	\$ 77,828
ARTS	998,620
<b>Total</b>	<b>\$ 1,133,807</b>
<b>Butte County Association of Governments</b>	
Butte	
City of Biggs	\$ 60,208
City of Chico	2,683,383
City of Gridley	202,536
City of Oroville	461,399
Town of Paradise	897,971
County of Butte	3,114,038
Butte County Association of Governments	320,000
<b>Total</b>	<b>\$ 7,739,535</b>
<b>Calaveras County Local Transportation Commission</b>	
Calaveras	
Calaveras Council of Governments	\$ 130,000
Transit	635,635
City of Angels	20,119
<b>Total</b>	<b>\$ 785,754</b>
<b>Colusa County Local Transportation Commission</b>	
Colusa	
City of Colusa	\$ 210,411
City of Williams	194,226
County of Colusa	404,638
TDA Administration	2,153
<b>Total</b>	<b>\$ 811,428</b>
<b>Del Norte County Local Transportation Commission</b>	
Del Norte	
Del Norte County	\$ 33,717
Local Transportation Commission	46,406
Consolidated Transportation Service Agency	32,606
Redwood Coast Transit Authority	506,876
<b>Total</b>	<b>\$ 619,605</b>
<b>El Dorado County Local Transportation Commission</b>	
El Dorado	
El Dorado County Auditor	\$ 3,199
El Dorado County Transportation Commission	370,971
Pedestrian & Bicycle	72,338
El Dorado County Transit Authority - Article 4	3,965,013
City of Placerville - Article 8	23,689
County of El Dorado (Department of Transportation) - Article 8	293,731
<b>Total</b>	<b>\$ 4,728,941</b>
<b>Tahoe Regional Planning Agency</b>	
El Dorado	
City of South Lake Tahoe and unincorporated area	969,171

**Table 4. Transportation Planning Agencies Annual Report — Fiscal Year 2006-07 — (continued)**  
**Local Transportation Funds Schedule of Apportionments**  
**by Areas of Apportionment**

Area of Apportionment	Amounts
<b>Tahoe Regional Planning Agency — (continued)</b>	
<b>Total</b>	<u><u>\$ 969,171</u></u>
Placer	
Tahoe Basin	\$ 751,026
<b>Total</b>	<u><u>\$ 751,026</u></u>
<b>Tahoe Regional Planning Agency Total</b>	<u><u>\$ 1,720,197</u></u>
<b>Fresno County Council of Governments</b>	
Fresno	
City of Clovis	\$ 3,052,231
City of Coalinga	582,009
City of Firebaugh	227,753
City of Fowler	164,789
City of Fresno	16,003,108
City of Huron	249,273
City of Kerman	428,794
City of Kingsburg	381,715
City of Mendota	297,911
City of Orange Cove	327,170
City of Parlier	437,687
City of Reedley	792,249
City of Sanger	791,604
City of San Joaquin	127,149
City of Selma	778,332
County of Fresno	5,889,845
Council of Fresno County Governments	958,341
<b>Total</b>	<u><u>\$ 31,489,960</u></u>
<b>Glenn County Local Transportation Commission</b>	
Glenn	
Glenn Transit Service	\$ 638,919
City of Willows	215,332
Glenn County Transportation Commission	25,068
<b>Total</b>	<u><u>\$ 879,319</u></u>
<b>Humboldt County Association of Governments</b>	
Humboldt	
City of Arcata	\$ 533,000
City of Blue Lake	36,450
City of Eureka	—
City of Fortuna	346,680
City of Fendale	44,145
City of Rio Dell	100,035
City of Trinidad	10,125
County of Humboldt	2,415,940
Humboldt County Association of Government	180,000
<b>Total</b>	<u><u>\$ 3,666,375</u></u>
<b>Imperial Valley Association of Governments</b>	
Imperial	
City of Imperial	\$ 270,418
City of Brawley	673,529

**Table 4. Transportation Planning Agencies Annual Report — Fiscal Year 2006-07 — (continued)**  
**Local Transportation Funds Schedule of Apportionments**  
**by Areas of Apportionment**

Area of Apportionment	Amounts
<b>Imperial Valley Association of Governments — (continued)</b>	
Imperial	
City of El Centro	\$ 1,099,943
City of Holtville	152,919
County of Imperial	806,304
County Auditor	35,000
Planning & Administration	128,400
Imperial Valley Transit - County wide	744,199
Bikes and Pedestrian Facilities	165,000
Imperial Valley Association of Governments - Planning and maintenance	285,500
City of Calexico	980,144
City of Calipatria	95,106
City of Westmorland	63,538
<b>Total</b>	<b><u><u>\$ 5,500,000</u></u></b>
<b>Inyo County Local Transportation Commission</b>	
Inyo	
Inyo County Local Transportation Fund	\$ 42,212
Inyo Mono Area Agency on Aging	43,214
Inyo Mono Transit	612,347
Inyo Mono Transit - Carryover apportionment	95,648
<b>Total</b>	<b><u><u>\$ 793,421</u></u></b>
<b>Kern Council of Governments</b>	
Kern	
Arvin	\$ 495,863
Bakersfield	9,758,233
California City	395,663
Delano	1,626,329
Maricopa	38,539
McFarland	413,648
Ridgecrest	873,542
Shafter	477,879
Taft	300,601
Tehachapi	416,217
Wasco	799,034
Kern County/IN	3,463,465
Kern County/OUT	5,937,515
Kern COG Planning	524,335
Kern COG Administration	270,220
North Bakersfield Recreation and Park District/CTSA	695,879
Kern COG Pedestrian/Bike	535,036
<b>Total</b>	<b><u><u>\$ 27,021,998</u></u></b>
<b>Kings County Association of Governments</b>	
Kings	
County of Kings	\$ 763,922
City of Avenal	351,853
City of Corcoran	504,632
City of Hanford	1,055,577

**Table 4. Transportation Planning Agencies Annual Report — Fiscal Year 2006-07 — (continued)**  
**Local Transportation Funds Schedule of Apportionments**  
**by Areas of Apportionment**

Area of Apportionment	Amounts
<b>Kings County Association of Governments — (continued)</b>	
Kings	
City of Lemoore	\$ 503,341
<b>Total</b>	<b>\$ 3,179,325</b>
<b>Lake County/City Council of Governments</b>	
Lake	
Lake County/City Area Planning Council	\$ 164,950
Lake County/City Area Planning Council	137,536
Lake County/City Area Planning Council	27,249
Lake Transit Authority	1,170,265
City of Clearlake	80,334
<b>Total</b>	<b>\$ 1,580,334</b>
<b>Lassen County Local Transportation Commission</b>	
Lassen	
Lassen County Local Transportation Commission	\$ 40,000
Lassen County Transit Services Agency	607,000
Pedestrian and Bicycle	23,711
County of Lassen	12,249
City of Susanville	6,716
<b>Total</b>	<b>\$ 689,676</b>
<b>Los Angeles County Metropolitan Transportation Authority</b>	
Los Angeles	
Agoura Hills	\$ 13,324
Alhambra	51,720
Arcadia	383,298
Artesia	9,886
Avalon	123,288
Azusa	27,710
Baldwin Park	46,389
Bell	22,251
Bellflower	44,268
Bell Gardens	26,448
Beverly Hills	20,542
Bradbury	5,000
Burbank	60,960
Calabasas	13,206
Carson	56,157
Cerritos	31,453
Claremont	124,378
Commerce	256,092
Compton	56,427
Covina	28,307
Cudahy	14,761
Culver City	4,387,466
Diamond Bar	34,240
Downey	64,882
Duarte	13,041
El Monte	71,864

**Table 4. Transportation Planning Agencies Annual Report — Fiscal Year 2006-07 — (continued)**  
**Local Transportation Funds Schedule of Apportionments**  
**by Areas of Apportionment**

Area of Apportionment	Amounts
<b>Los Angeles County Metropolitan Transportation Authority</b>	
<b>— (continued)</b>	
Los Angeles	
El Segundo	\$ 9,723
Gardena	4,766,045
Glendale	118,224
Glendora	29,911
Hawaiian Gardens	9,065
Hawthorne	50,709
Hermosa Beach	11,198
Hidden Hills	5,000
Huntington Park	37,082
Industry	—
Inglewood	67,485
Irwindale	5,000
La Canada-Flintridge	12,341
La Habra Heights	5,000
Lakewood	47,787
La Mirada	210,727
Lancaster	4,584,770
La Puente	24,763
La Verne	19,121
Lawndale	19,108
Lomita	12,081
Long Beach	19,793,314
Los Angeles City	2,569,585
Lynwood	41,812
Malibu	7,826
Manhattan Beach	21,041
Maywood	16,903
Monrovia	22,357
Montebello	6,732,836
Monterey Park	36,902
Norwalk	2,517,890
Palmdale	4,688,706
Palos Verdes Estates	8,114
Paramount	33,187
Pasadena	83,477
Pico Rivera	38,429
Pomona	91,843
Rancho Palos Verdes	24,858
Redondo Beach	194,441
Rolling Hills	5,000
Rolling Hills Estate	5,000
Rosemead	32,661
San Dimas	21,134
San Fernando	14,254
San Gabriel	24,200
San Marino	7,809

**Table 4. Transportation Planning Agencies Annual Report — Fiscal Year 2006-07 — (continued)**  
**Local Transportation Funds Schedule of Apportionments**  
**by Areas of Apportionment**

Area of Apportionment	Amounts
<b>Los Angeles County Metropolitan Transportation Authority</b>	
<b>— (continued)</b>	
Los Angeles	
Santa Clarita	\$ 5,759,262
Santa Fe Springs	10,204
Santa Monica	15,792,321
Sierra Madre	6,366
Signal Hill	6,254
South El Monte	12,804
South Gate	58,348
South Pasadena	14,728
Temple City	20,359
Torrance	5,375,711
Vernon	5,000
Walnut	18,218
West Covina	64,203
West Hollywood	21,723
Westlake Village	5,086
Whittier	49,829
Los Angeles County	5,160,904
MTA (SCR TD)	241,176,556
Foothill Transit	18,211,384
LACMTA - Administration	6,000,000
<b>Total</b>	<b>\$ 350,835,337</b>
<b>Madera County Local Transportation Commission</b>	
Madera	
County of Madera	\$ 2,479,963
City of Madera	1,539,650
City of Chowchilla	278,275
<b>Total</b>	<b>\$ 4,297,888</b>
<b>Mariposa County Local Transportation Commission</b>	
Mariposa	
Administration	\$ 3,000
Streets & Roads	343,003
Pedestrian Bikeway	9,500
Transit Services	136,360
<b>Total</b>	<b>\$ 491,863</b>
<b>Mendocino Council of Governments</b>	
Mendocino	
Mendocino Transit Authority	\$ 2,337,048
Mendocino Council of Government	573,342
Mendocino Transit Authority	434,783
City of Fort Bragg	18,550
<b>Total</b>	<b>\$ 3,363,723</b>
<b>Merced County Association of Governments</b>	
Merced	
City of Atwater	\$ 490,112
City of Dos Palos	89,848
City of Gustine	103,130



**Table 4. Transportation Planning Agencies Annual Report — Fiscal Year 2006-07 — (continued)**  
**Local Transportation Funds Schedule of Apportionments**  
**by Areas of Apportionment**

Area of Apportionment	Amounts
<b>Merced County Association of Governments — (continued)</b>	
Merced	
City of Livingston	\$ 221,433
City of Los Banos	556,069
City of Merced	1,237,085
County of Merced	5,015,223
Merced County Association of Governments	62,100
<b>Total</b>	<b>\$ 7,775,000</b>
<b>Modoc County Local Transportation Commission</b>	
Modoc	
County Transportation Commission	\$ 78,000
County Auditor	3,500
Modoc Transportation Agency	188,500
<b>Total</b>	<b>\$ 270,000</b>
<b>Mono County Local Transportation Commission</b>	
Mono	
Mono County Local Transportation commission	\$ 30,757
County of Mono	342,774
Town of Mammoth Lakes	431,380
<b>Total</b>	<b>\$ 804,911</b>
<b>Transportation Agency for Monterey County</b>	
Monterey	
Administrative & Regional planning	\$ 905,484
2 % Bike	153,556
City of Carmel	115,142
County of Monterey	2,439,586
City of Pacific Grove	436,418
City of Salinas	4,230,151
City of Sand City	62,107
City of Seaside	982,443
City of Soledad	1,416,756
City of Del Rey Oaks	46,250
City of Gonzales	455,024
City of King	1,501,505
City of Marina	536,764
City of Monterey	860,030
City of Greenfield	465,444
County - MST	2,596,495
<b>Total</b>	<b>\$ 17,203,155</b>
<b>Nevada County Local Transportation Commission</b>	
Nevada	
Administration	\$ 310,936
Pedestrian and Bicycle	63,651
Community Transportation Service Agency	155,945
County of Nevada	2,014,423
City of Grass Valley	385,847
City of Nevada City	91,436
Town of Truckee	471,242

**Table 4. Transportation Planning Agencies Annual Report — Fiscal Year 2006-07 — (continued)**  
**Local Transportation Funds Schedule of Apportionments**  
**by Areas of Apportionment**

Area of Apportionment	Amounts
<b>Nevada County Local Transportation Commission —</b>	
<b>(continued)</b>	
<b>Total</b>	<b>\$ 3,493,480</b>
<hr/> <hr/>	
<b>Orange County Transportation Authority</b>	
Orange	
Orange County Auditor	\$ 3,071
Controller-Administration	
Orange County Transportation Authority - Administration	106,291
Orange County Transportation Authority - Planning	4,446,492
Southern California Association of Governments - Regional Planning	186,200
Orange County Transit District - Article 3 ADA Bus Stop Improvements	2,109,487
Orange County Transit District - Article 4.5 Community Transit Services	5,168,243
Orange County Transit District - Article 4 Public Transportation Services	97,105,558
Laguna Beach Municipal Transit Lines - Article 4 Public Transportation Services	1,091,061
<b>Total</b>	<b>\$ 110,216,403</b>
<hr/> <hr/>	
<b>Placer County Local Transportation Commission</b>	
Placer	
Auburn	\$ 822,619
Colfax	115,812
Lincoln	2,087,027
Loomis	409,804
Placer County	5,929,297
Rocklin	3,228,837
Roseville	6,624,737
CTSA	1,053,238
Pedestrian and Bicycle	490,723
Planning Costs	800,461
Administration Costs	275,000
<b>Total</b>	<b>\$ 21,837,555</b>
<hr/> <hr/>	
<b>Plumas County Local Transportation Commission</b>	
Plumas	
County of Plumas	\$ 544,541
Local Transportation Commission Administration	21,500
<b>Total</b>	<b>\$ 566,041</b>
<hr/> <hr/>	
<b>Riverside County Transportation Commission</b>	
Riverside	
Western County	\$ 57,049,280
Coachella Valley	15,636,123
Palo Verde Valley	1,173,839
<b>Total</b>	<b>\$ 73,859,242</b>
<hr/> <hr/>	
<b>Sacramento Area Council of Governments</b>	
Sacramento	
City of Elk Grove	\$ 5,002,004
City of Citrus Heights	3,601,048
City of Folsom	2,798,304
Sacramento Area Council of Governments	2,325,213

**Table 4. Transportation Planning Agencies Annual Report — Fiscal Year 2006-07 — (continued)**  
**Local Transportation Funds Schedule of Apportionments**  
**by Areas of Apportionment**

Area of Apportionment	Amounts
<b>Sacramento Area Council of Governments — (continued)</b>	
Sacramento	
Paratransit, Inc.	\$ 2,142,736
City of Galt	944,169
City of Sacramento	384,147
City of Rancho Cordova	46,767
City of Isleton	33,750
Sacramento Regional Transit District	40,243,430
County of Sacramento	1,165,379
<b>Total</b>	<b>\$ 58,686,947</b>
Sutter	
Yuba Sutter Transit Authority	\$ 1,155,438
City of Yuba City	1,116,305
County of Sutter	729,615
City of Live Oak	247,662
Sacramento Area Council of Governments	133,980
<b>Total</b>	<b>\$ 3,383,000</b>
Yolo	
City of Davis	\$ 3,259,059
City of Woodland	2,701,454
City of West Sacramento	2,034,653
County of Yolo	1,157,542
Sacramento Area Council of Governments	392,079
City of Winters	353,176
<b>Total</b>	<b>\$ 9,897,963</b>
Yuba	
Yuba Sutter Transit Authority	\$ 843,961
County of Yuba	699,670
City of Wheatland	84,129
Sacramento Area Council of Governments	67,509
City of Marysville	8,856
<b>Total</b>	<b>\$ 1,704,125</b>
<b>Sacramento Area Council of Governments Total</b>	<b>\$ 73,672,035</b>
<b>Council of San Benito County Governments</b>	
San Benito	
County	\$ 23,758
Local Transportation Authority	481,276
Planning and Administration	241,746
<b>Total</b>	<b>\$ 746,780</b>
<b>San Bernardino Associated Governments</b>	
San Bernardino	
San Bernardino Valley	\$ 59,117,285
Adelanto	960,772
Apple Valley	2,619,703
Barstow	966,024
Big Bear Lake	252,234
Hesperia	3,122,736
Needles	227,823
Twenty-Nine Palms	1,131,897

**Table 4. Transportation Planning Agencies Annual Report — Fiscal Year 2006-07 — (continued)**  
**Local Transportation Funds Schedule of Apportionments**  
**by Areas of Apportionment**

Area of Apportionment	Amounts
<b>San Bernardino Associated Governments — (continued)</b>	
San Bernardino	
Victorville	\$ 3,547,735
Yucca Valley	809,300
County-Unincorporated	7,091,491
<b>Total</b>	<b>\$ 79,847,000</b>
<b>San Diego Association of Governments</b>	
San Diego	
North County Transit District (NCTD)	\$ 32,790,665
Metropolitan Transit System (MTS)	74,675,396
County Auditor Administrative Expenses	41,000
San Diego Association of Governments (SANDAG)	596,078
Administrative Expenses	
2% Bicycle/Pedestrian Funds	2,481,336
5% Community Transit Services	5,530,823
Metropolitan Transit Service (MTS) - Planning	6,033,408
San Diego Association of Governments (SANDAG)	2,442,295
San Diego Association of Governments (SANDAG) - Planning	3,025,007
San Diego Association of Governments (SANDAG) - 3% Planning	812,110
CTSA/FACT	112,881
<b>Total</b>	<b>\$ 128,540,999</b>
<b>San Joaquin County Council of Governments</b>	
San Joaquin	
San Joaquin Regional Transit District	\$ 16,218,439
City of Lathrop	1,214,969
City of Lodi	2,257,208
City of Manteca	3,458,544
City of Tracy	3,562,757
City of Ripon	477,903
City of Escalon	920,311
County of San Joaquin	860,023
San Joaquin Regional Rail Commission	623,012
City of Stockton	249,835
San Joaquin COG Transportation Planning	789,912
SJCOG TDA Administration	200,000
San Joaquin County Auditor-Controller	2,000
<b>Total</b>	<b>\$ 30,834,913</b>
<b>San Luis Obispo Area Council of Governments</b>	
San Luis Obispo	
San Luis Obispo Council of Governments	\$ 750,429
City of Arroyo Grande	582,255
City of Atascadero	1,006,879
City of Grover Beach	465,748
City of Morro Bay	308,776
City of El Paso de Robles	984,591
City of San Luis Obispo	1,694,409
County of San Luis Obispo	3,879,182
CTSA/Ride-On	423,958

**Table 4. Transportation Planning Agencies Annual Report — Fiscal Year 2006-07 — (continued)**  
**Local Transportation Funds Schedule of Apportionments**  
**by Areas of Apportionment**

Area of Apportionment	Amounts
<b>San Luis Obispo Area Council of Governments —</b>	
<b>(continued)</b>	
San Luis Obispo	
SLORTA	\$ 120,858
City of Pismo Beach	304,349
<b>Total</b>	<b>\$ 10,521,434</b>
<b>Santa Barbara County Association of Governments</b>	
Santa Barbara	
City of Buellton	\$ 171,680
City of Goleta	22,728
City of Guadalupe	225,993
City of Lompoc	1,595,598
City of Santa Barbara	67,059
City of Santa Maria	3,186,689
City of Solvang	204,679
Santa Barbara County	2,477,126
Easy Lift	380,835
Santa Barbara Metropolitan Transit District	7,235,867
Santa Maria Organization of Transportation Helpers	237,497
Santa Barbara County Association of Governments	406,444
County of Santa Barbara Auditor Controller	1,800
City of Carpinteria	10,624
<b>Total</b>	<b>\$ 16,224,619</b>
<b>Santa Cruz County Transportation Commission</b>	
Santa Cruz	
Santa Cruz Metropolitan Transit District	\$ 6,165,834
Santa Cruz County Regional Transportation Commission	969,832
City of Santa Cruz	757,683
County of Santa Cruz	187,382
City of Scotts Valley	16,270
City of Capitola	13,942
City of Watsonville	70,390
<b>Total</b>	<b>\$ 8,181,333</b>
<b>Shasta County Regional Transportation Planning Agency</b>	
Shasta	
County of Shasta	\$ 2,442,890
City of Redding	3,127,606
City of Anderson	369,158
City of Shasta Lake	360,778
Consolidated Transportation Service Agency Administration	346,200
Administration	277,344
<b>Total</b>	<b>\$ 6,923,976</b>
<b>Sierra County Local Transportation Commission</b>	
Sierra	
	\$ 5,308
	11,279
<b>Total</b>	<b>\$ 16,587</b>
<b>Siskiyou County Local Transportation Commission</b>	

**Table 4. Transportation Planning Agencies Annual Report — Fiscal Year 2006-07 — (continued)**  
**Local Transportation Funds Schedule of Apportionments**  
**by Areas of Apportionment**

Area of Apportionment	Amounts
<b>Siskiyou County Local Transportation Commission — (continued)</b>	
Siskiyou	
Dorris	\$ 23,987
Dunsmuir	50,867
Etna	20,786
Fort Jones	18,155
Montague	40,924
Mt. Shasta	99,912
Tulelake	27,139
Weed	79,285
Yreka	197,943
County of Siskiyou	679,877
Siskiyou County Local Transportation Commission	92,796
<b>Total</b>	<b>\$ 1,331,671</b>
<b>Stanislaus Council of Governments</b>	
Stanislaus	
Ceres	\$ 1,762,616
Hughson	111,882
Modesto	6,410,586
Newman	171,984
Oakdale	328,357
Patterson	304,239
Riverbank	376,352
Turlock	2,030,373
Waterford	148,692
Rota	1,170,712
County Unincorporated	4,781,571
Transportation Planning Agency	698,887
<b>Total</b>	<b>\$ 18,296,251</b>
<b>Tehama County Transportation Commission</b>	
Tehama	
Tehama County (Unincorporated)	\$ 818,760
City of Corning	146,966
City of Red Bluff	277,838
City of Tehama	8,918
Administration - Transportation Commission	98,718
<b>Total</b>	<b>\$ 1,351,200</b>
<b>Trinity County Transportation Commission</b>	
Trinity	
Trinity County Local Transportation Commission - planning and administration	\$ 66,000
Trinity County	278,500
<b>Total</b>	<b>\$ 344,500</b>
<b>Tulare County Association of Governments</b>	
Tulare	
City of Dinuba	\$ 624,631
City of Exeter	337,002
City of Farmersville	329,131

**Table 4. Transportation Planning Agencies Annual Report — Fiscal Year 2006-07 — (continued)**  
**Local Transportation Funds Schedule of Apportionments**  
**by Areas of Apportionment**

Area of Apportionment	Amounts
<b>Tulare County Association of Governments — (continued)</b>	
Tulare	
City of Lindsay	\$ 359,197
City of Porterville	1,448,173
City of Tulare	1,649,608
City of Visalia	3,510,945
City of Woodlake	235,548
County/Non-Incorporated	4,973,808
<b>Total</b>	<b>\$ 13,468,043</b>
<b>Tuolumne County and Cities Planning Council</b>	
Tuolumne	
County of Tuolumne	\$ 1,700,159
City of Sonora	144,874
<b>Total</b>	<b>\$ 1,845,033</b>
<b>Ventura County Transportation Commission</b>	
Ventura	
Ventura County Transportation Commission	\$ 3,202,776
City of Camarillo	2,579,223
City of Fillmore	676,585
City of Moorpark	1,436,559
City of Ojai	345,873
City of Oxnard	7,557,528
City of Port Hueneme	980,730
City of San Buenaventura	4,273,887
City of Santa Paula	1,203,813
City of Simi Valley	4,870,191
City of Thousand Oaks	5,112,284
County of Ventura	2,324,481
<b>Total</b>	<b>\$ 34,563,930</b>
<b>State Total</b>	<b>\$ 1,417,099,187</b>

**Table 5. Transportation Planning Agencies Annual Report — Fiscal Year 2006-07**  
**Schedule of Allocations by Purpose Regarding the**  
**Local Transportation Funds and State Transit Assistance Funds**

	Metropolitan Transportation Commission			
	Alameda	Contra Costa	Marin	Napa
<b>Local Transportation Fund Allocations</b>				
<b>Administration</b>				
County Auditor PUC 99233.1	\$ —	\$ —	\$ —	\$ —
TPA PUC 99233.1	—	—	—	—
<b>Planning</b>				
PUC 99233.2	—	—	—	—
PUC 99233.5(a)	—	—	—	—
PUC 99233.5(b)	—	—	—	—
<b>Pedestrian and Bicycle Facilities</b>				
PUC 99233.3, 99234	2,007,516	1,024,548	118,332	55,729
<b>Rail Service</b>				
PUC 99233.4, 99234.9	—	—	—	—
<b>Article 4.5</b>				
<b>Community Transit Services</b>				
PUC 99233.7, 99275	3,474,329	1,720,455	—	295,741
<b>Article 4</b>				
Planning PUC 99262	—	—	—	—
Transit PUC 99260(a)	57,816,707	33,058,228	10,276,633	5,217,212
Joint Powers Agencies PUC 99260.7	—	—	—	—
Railroad Corporations PUC 99260.5(a)	—	—	—	—
Other	—	1,843,565	—	—
<b>Article 8</b>				
Streets and Roads PUC 99400(a)	—	—	—	—
Pedestrians and Bicycles PUC 99400(a)	—	—	—	—
General Public PUC 99400(c)	—	—	—	1,633,298
Elderly and Handicapped PUC 99400(c)	—	—	—	—
Planning Contributions PUC 99402	—	—	—	543,000
Multimodal Terminal PUC 99400.5	—	—	—	—
Other	—	—	—	—
<b>Total LTF Allocations</b>	<b>\$ 63,298,552</b>	<b>\$ 37,646,796</b>	<b>\$ 10,394,965</b>	<b>\$ 7,744,980</b>
<b>State Transit Assistance Fund Allocations</b>				
<b>Article 4</b>				
Operating Costs CCR 6730(a)	\$ 24,824,474	\$ 7,650,258	\$ —	\$ 522,067
Capital Costs CCR 6730(b)	7,763,897	560,360	—	—
Rail Services Subsidy CCR 6730(c)	—	—	—	—
Specialized Services CCR 6731(c)	958,345	308,118	—	72,803
Other	—	—	—	—
<b>Article 8</b>				
AMTRAK CCR 6731(a)	—	—	—	—
General Public CCR 6731(b)	—	—	—	—
Elderly and Handicapped CCR 6731(b)	—	—	—	—
Other	—	—	—	—
<b>Other Allocations</b>				
Other Allocations	—	—	—	—
<b>Community Transit Services</b>				
CCR 6730(d), 6731(d), and 6731.1	—	—	—	—
<b>Total STAF Allocations</b>	<b>\$ 33,546,716</b>	<b>\$ 8,518,736</b>	<b>\$ —</b>	<b>\$ 594,870</b>



**Table 5. Transportation Planning Agencies Annual Report — Fiscal Year 2006-07 — (continued)**  
**Schedule of Allocations by Purpose Regarding the**  
**Local Transportation Funds and State Transit Assistance Funds**

	Metropolitan Transportation Commission — (continued)			
	San Francisco	San Mateo	Santa Clara	Solano
<b>Local Transportation Fund Allocations</b>				
<b>Administration</b>				
County Auditor PUC 99233.1	\$ —	\$ —	\$ —	\$ —
TPA PUC 99233.1	—	—	—	—
<b>Planning</b>				
PUC 99233.2	—	—	—	—
PUC 99233.5(a)	—	—	—	—
PUC 99233.5(b)	—	—	—	—
<b>Pedestrian and Bicycle Facilities</b>				
PUC 99233.3, 99234	—	485,146	1,852,420	302,000
<b>Rail Service</b>				
PUC 99233.4, 99234.9	907,652	—	54,631	—
<b>Article 4.5</b>				
<b>Community Transit Services</b>				
PUC 99233.7, 99275	—	1,803,854	—	—
<b>Article 4</b>				
Planning PUC 99262	—	—	—	—
Transit PUC 99260(a)	37,744,060	33,109,986	81,061,378	11,077,035
Joint Powers Agencies PUC 99260.7	—	—	—	—
Railroad Corporations PUC 99260.5(a)	—	—	—	—
Other	—	—	—	—
<b>Article 8</b>				
Streets and Roads PUC 99400(a)	—	—	—	975,000
Pedestrians and Bicycles PUC 99400(a)	—	—	—	—
General Public PUC 99400(c)	—	—	—	4,706,016
Elderly and Handicapped PUC 99400(c)	—	—	—	—
Planning Contributions PUC 99402	—	—	—	—
Multimodal Terminal PUC 99400.5	—	—	—	—
Other	—	—	—	904,457
<b>Total LTF Allocations</b>	<b>\$ 38,651,712</b>	<b>\$ 35,398,986</b>	<b>\$ 82,968,429</b>	<b>\$ 17,964,508</b>
<b>State Transit Assistance Fund Allocations</b>				
<b>Article 4</b>				
Operating Costs CCR 6730(a)	\$ 27,948,800	\$ 12,128,788	\$ 21,529,105	\$ —
Capital Costs CCR 6730(b)	25,000,000	3,866,000	—	—
Rail Services Subsidy CCR 6730(c)	—	—	—	—
Specialized Services CCR 6731(c)	793,918	373,640	774,141	—
Other	—	—	—	—
<b>Article 8</b>				
AMTRAK CCR 6731(a)	—	—	—	—
General Public CCR 6731(b)	—	—	—	—
Elderly and Handicapped CCR 6731(b)	—	—	—	—
Other	—	—	—	—
<b>Other Allocations</b>				
Other Allocations	—	—	—	—
<b>Community Transit Services</b>				
CCR 6730(d), 6731(d), and 6731.1	—	—	—	—
<b>Total STAF Allocations</b>	<b>\$ 53,742,718</b>	<b>\$ 16,368,428</b>	<b>\$ 22,303,246</b>	<b>\$ —</b>

**Table 5. Transportation Planning Agencies Annual Report — Fiscal Year 2006-07 — (continued)**  
**Schedule of Allocations by Purpose Regarding the**  
**Local Transportation Funds and State Transit Assistance Funds**

	Metropolitan Transportation Commission — (continued)		Alpine County Transportation Commission	Amador County Transportation Commission
	Sonoma	Total		
<b>Local Transportation Fund Allocations</b>				
<b>Administration</b>				
County Auditor PUC 99233.1	\$ —	\$ —	\$ —	\$ —
TPA PUC 99233.1	—	—	28,000	56,000
<b>Planning</b>				
PUC 99233.2	—	—	—	—
PUC 99233.5(a)	—	—	—	—
PUC 99233.5(b)	—	—	—	—
<b>Pedestrian and Bicycle Facilities</b>				
PUC 99233.3, 99234	170,402	6,016,093	—	—
<b>Rail Service</b>				
PUC 99233.4, 99234.9	—	962,283	—	—
<b>Article 4.5</b>				
<b>Community Transit Services</b>				
PUC 99233.7, 99275	—	7,294,379	—	—
<b>Article 4</b>				
Planning PUC 99262	—	—	—	—
Transit PUC 99260(a)	20,755,119	290,116,358	—	998,620
Joint Powers Agencies PUC 99260.7	—	—	—	—
Railroad Corporations PUC 99260.5(a)	—	—	—	—
Other	—	1,843,565	—	—
<b>Article 8</b>				
Streets and Roads PUC 99400(a)	—	975,000	—	135,187
Pedestrians and Bicycles PUC 99400(a)	—	—	—	—
General Public PUC 99400(c)	1,976,054	8,315,368	28,202	—
Elderly and Handicapped PUC 99400(c)	—	—	—	—
Planning Contributions PUC 99402	—	543,000	—	—
Multimodal Terminal PUC 99400.5	—	—	—	—
Other	228,000	1,132,457	—	—
<b>Total LTF Allocations</b>	<b>\$ 23,129,575</b>	<b>\$ 317,198,503</b>	<b>\$ 56,202</b>	<b>\$ 1,189,807</b>
<b>State Transit Assistance Fund Allocations</b>				
<b>Article 4</b>				
Operating Costs CCR 6730(a)	\$ 925,984	\$ 95,529,476	\$ —	\$ —
Capital Costs CCR 6730(b)	1,318,144	38,508,401	—	—
Rail Services Subsidy CCR 6730(c)	—	—	—	—
Specialized Services CCR 6731(c)	102,089	3,383,054	—	—
Other	—	—	—	—
<b>Article 8</b>				
AMTRAK CCR 6731(a)	—	—	—	—
General Public CCR 6731(b)	145,562	145,562	—	—
Elderly and Handicapped CCR 6731(b)	—	—	—	—
Other	—	—	—	—
<b>Other Allocations</b>				
Other Allocations	—	—	—	—
<b>Community Transit Services</b>				
CCR 6730(d), 6731(d), and 6731.1	—	—	—	—
<b>Total STAF Allocations</b>	<b>\$ 2,491,779</b>	<b>\$ 137,566,493</b>	<b>\$ —</b>	<b>\$ —</b>

**Table 5. Transportation Planning Agencies Annual Report — Fiscal Year 2006-07 — (continued)**  
**Schedule of Allocations by Purpose Regarding the**  
**Local Transportation Funds and State Transit Assistance Funds**

	Butte County Association of Governments	Calaveras County Local Transportation Commission	Colusa County Local Transportation Commission	Del Norte County Local Transportation Commission
<b>Local Transportation Fund Allocations</b>				
<b>Administration</b>				
County Auditor PUC 99233.1	\$ 3,500	\$ —	\$ —	\$ —
TPA PUC 99233.1	320,000	130,000	2,153	46,406
<b>Planning</b>				
PUC 99233.2	—	—	—	—
PUC 99233.5(a)	—	—	—	—
PUC 99233.5(b)	—	—	—	—
<b>Pedestrian and Bicycle Facilities</b>				
PUC 99233.3, 99234	—	—	—	33,717
<b>Rail Service</b>				
PUC 99233.4, 99234.9	—	—	—	—
<b>Article 4.5</b>				
<b>Community Transit Services</b>				
PUC 99233.7, 99275	—	—	—	32,606
<b>Article 4</b>				
Planning PUC 99262	166,394	—	—	—
Transit PUC 99260(a)	1,767,242	—	437,473	—
Joint Powers Agencies PUC 99260.7	—	—	—	—
Railroad Corporations PUC 99260.5(a)	—	—	—	—
Other	—	—	—	—
<b>Article 8</b>				
Streets and Roads PUC 99400(a)	4,057,060	20,119	371,802	—
Pedestrians and Bicycles PUC 99400(a)	137,800	—	—	—
General Public PUC 99400(c)	213,856	635,635	—	506,876
Elderly and Handicapped PUC 99400(c)	765,920	—	—	—
Planning Contributions PUC 99402	244,408	—	—	—
Multimodal Terminal PUC 99400.5	—	—	—	—
Other	63,355	—	—	—
<b>Total LTF Allocations</b>	<b>\$ 7,739,535</b>	<b>\$ 785,754</b>	<b>\$ 811,428</b>	<b>\$ 619,605</b>
<b>State Transit Assistance Fund Allocations</b>				
<b>Article 4</b>				
Operating Costs CCR 6730(a)	\$ —	\$ 350,137	\$ 20,000	\$ —
Capital Costs CCR 6730(b)	—	—	—	—
Rail Services Subsidy CCR 6730(c)	—	—	—	—
Specialized Services CCR 6731(c)	—	—	—	—
Other	—	—	—	—
<b>Article 8</b>				
AMTRAK CCR 6731(a)	—	—	—	—
General Public CCR 6731(b)	409,264	—	—	92,198
Elderly and Handicapped CCR 6731(b)	355,797	—	—	—
Other	—	—	—	—
<b>Other Allocations</b>				
Other Allocations	—	—	—	—
<b>Community Transit Services</b>				
CCR 6730(d), 6731(d), and 6731.1	—	—	—	—
<b>Total STAF Allocations</b>	<b>\$ 765,061</b>	<b>\$ 350,137</b>	<b>\$ 20,000</b>	<b>\$ 92,198</b>

**Table 5. Transportation Planning Agencies Annual Report — Fiscal Year 2006-07 — (continued)**  
**Schedule of Allocations by Purpose Regarding the**  
**Local Transportation Funds and State Transit Assistance Funds**

	El Dorado County Local Transportation Commission		Tahoe Regional Planning Agency		
			El Dorado	Placer	Total
<b>Local Transportation Fund Allocations</b>					
<b>Administration</b>					
County Auditor PUC 99233.1	\$ 3,199	\$ 801	\$ 282	\$ 1,083	
TPA PUC 99233.1	182,374	15,100	11,800	26,900	
<b>Planning</b>					
PUC 99233.2	188,597	24,300	16,800	41,100	
PUC 99233.5(a)	—	—	—	—	
PUC 99233.5(b)	—	—	—	—	
<b>Pedestrian and Bicycle Facilities</b>					
PUC 99233.3, 99234	—	—	—	—	
<b>Rail Service</b>					
PUC 99233.4, 99234.9	—	—	—	—	
<b>Article 4.5</b>					
<b>Community Transit Services</b>					
PUC 99233.7, 99275	—	—	—	—	
<b>Article 4</b>					
Planning PUC 99262	—	—	—	—	
Transit PUC 99260(a)	3,965,013	836,058	872,171	1,708,229	
Joint Powers Agencies PUC 99260.7	—	—	—	—	
Railroad Corporations PUC 99260.5(a)	—	—	—	—	
Other	—	—	—	—	
<b>Article 8</b>					
Streets and Roads PUC 99400(a)	317,420	—	—	—	
Pedestrians and Bicycles PUC 99400(a)	—	—	—	—	
General Public PUC 99400(c)	—	—	—	—	
Elderly and Handicapped PUC 99400(c)	—	—	—	—	
Planning Contributions PUC 99402	—	—	—	—	
Multimodal Terminal PUC 99400.5	—	—	—	—	
Other	—	—	—	—	
<b>Total LTF Allocations</b>	<b>\$ 4,656,603</b>	<b>\$ 876,259</b>	<b>\$ 901,053</b>	<b>\$ 1,777,312</b>	
<b>State Transit Assistance Fund Allocations</b>					
<b>Article 4</b>					
Operating Costs CCR 6730(a)	\$ —	\$ 261,515	\$ 261,519	\$ 523,034	
Capital Costs CCR 6730(b)	1,768,000	—	—	—	
Rail Services Subsidy CCR 6730(c)	—	—	—	—	
Specialized Services CCR 6731(c)	—	—	—	—	
Other	—	—	—	—	
<b>Article 8</b>					
AMTRAK CCR 6731(a)	—	—	—	—	
General Public CCR 6731(b)	—	—	—	—	
Elderly and Handicapped CCR 6731(b)	—	—	—	—	
Other	—	—	—	—	
<b>Other Allocations</b>					
Other Allocations	—	—	—	—	
<b>Community Transit Services</b>					
CCR 6730(d), 6731(d), and 6731.1	—	—	—	—	
<b>Total STAF Allocations</b>	<b>\$ 1,768,000</b>	<b>\$ 261,515</b>	<b>\$ 261,519</b>	<b>\$ 523,034</b>	

**Table 5. Transportation Planning Agencies Annual Report — Fiscal Year 2006-07 — (continued)**  
**Schedule of Allocations by Purpose Regarding the**  
**Local Transportation Funds and State Transit Assistance Funds**

	Fresno County Council of Governments	Glenn County Local Transportation Commission	Humboldt County Association of Governments	Imperial Valley Association of Governments
<b>Local Transportation Fund Allocations</b>				
<b>Administration</b>				
County Auditor PUC 99233.1	\$ —	\$ —	\$ —	\$ 35,000
TPA PUC 99233.1	—	—	180,000	396,400
<b>Planning</b>				
PUC 99233.2	—	—	—	—
PUC 99233.5(a)	—	—	—	—
PUC 99233.5(b)	—	—	—	—
<b>Pedestrian and Bicycle Facilities</b>				
PUC 99233.3, 99234	566,660	—	65,000	72,258
<b>Rail Service</b>				
PUC 99233.4, 99234.9	—	—	—	—
<b>Article 4.5</b>				
<b>Community Transit Services</b>				
PUC 99233.7, 99275	1,388,317	—	—	—
<b>Article 4</b>				
Planning PUC 99262	—	25,068	75,476	—
Transit PUC 99260(a)	20,342,086	—	1,265,422	—
Joint Powers Agencies PUC 99260.7	—	—	554,029	—
Railroad Corporations PUC 99260.5(a)	—	—	—	—
Other	—	—	—	—
<b>Article 8</b>				
Streets and Roads PUC 99400(a)	9,867,698	215,332	1,457,644	1,762,058
Pedestrians and Bicycles PUC 99400(a)	—	—	6,934	—
General Public PUC 99400(c)	—	301,455	31,870	744,199
Elderly and Handicapped PUC 99400(c)	—	337,464	4,000	284,678
Planning Contributions PUC 99402	1,087,071	—	—	—
Multimodal Terminal PUC 99400.5	—	—	—	—
Other	—	—	26,000	7,562
<b>Total LTF Allocations</b>	<b>\$ 33,251,832</b>	<b>\$ 879,319</b>	<b>\$ 3,666,375</b>	<b>\$ 3,302,155</b>
<b>State Transit Assistance Fund Allocations</b>				
<b>Article 4</b>				
Operating Costs CCR 6730(a)	\$ 43,531	\$ —	\$ 228,373	\$ —
Capital Costs CCR 6730(b)	—	—	955,091	—
Rail Services Subsidy CCR 6730(c)	—	—	—	—
Specialized Services CCR 6731(c)	—	—	—	—
Other	—	—	—	—
<b>Article 8</b>				
AMTRAK CCR 6731(a)	—	—	—	—
General Public CCR 6731(b)	2,186,354	242,682	—	—
Elderly and Handicapped CCR 6731(b)	—	—	—	677,382
Other	—	—	—	133,382
<b>Other Allocations</b>				
Other Allocations	—	—	—	—
<b>Community Transit Services</b>				
CCR 6730(d), 6731(d), and 6731.1	—	—	—	—
<b>Total STAF Allocations</b>	<b>\$ 2,229,885</b>	<b>\$ 242,682</b>	<b>\$ 1,183,464</b>	<b>\$ 810,764</b>

**Table 5. Transportation Planning Agencies Annual Report — Fiscal Year 2006-07 — (continued)**  
**Schedule of Allocations by Purpose Regarding the**  
**Local Transportation Funds and State Transit Assistance Funds**

	Inyo County Local Transportation Commission	Kern Council of Governments	Kings County Association of Governments	Lake County/City Council of Governments
<b>Local Transportation Fund Allocations</b>				
<b>Administration</b>				
County Auditor PUC 99233.1	\$ —	\$ —	\$ —	\$ —
TPA PUC 99233.1	42,212	270,220	46,500	137,536
<b>Planning</b>				
PUC 99233.2	—	—	—	—
PUC 99233.5(a)	—	—	—	—
PUC 99233.5(b)	—	—	—	—
<b>Pedestrian and Bicycle Facilities</b>				
PUC 99233.3, 99234	—	539,166	—	107,583
<b>Rail Service</b>				
PUC 99233.4, 99234.9	—	—	—	—
<b>Article 4.5</b>				
<b>Community Transit Services</b>				
PUC 99233.7, 99275	—	632,341	—	—
<b>Article 4</b>				
Planning PUC 99262	—	524,335	—	—
Transit PUC 99260(a)	707,995	19,651,382	2,416,474	1,170,265
Joint Powers Agencies PUC 99260.7	—	—	—	—
Railroad Corporations PUC 99260.5(a)	—	—	—	—
Other	—	71,379	—	—
<b>Article 8</b>				
Streets and Roads PUC 99400(a)	—	8,221,421	633,941	—
Pedestrians and Bicycles PUC 99400(a)	—	535,036	—	—
General Public PUC 99400(c)	—	—	39,000	164,950
Elderly and Handicapped PUC 99400(c)	43,214	—	—	—
Planning Contributions PUC 99402	—	—	43,400	—
Multimodal Terminal PUC 99400.5	—	—	—	—
Other	—	—	—	—
<b>Total LTF Allocations</b>	<b>\$ 793,421</b>	<b>\$ 30,445,280</b>	<b>\$ 3,179,315</b>	<b>\$ 1,580,334</b>
<b>State Transit Assistance Fund Allocations</b>				
<b>Article 4</b>				
Operating Costs CCR 6730(a)	\$ —	\$ 2,999,940	\$ 1,295,500	\$ —
Capital Costs CCR 6730(b)	—	—	—	—
Rail Services Subsidy CCR 6730(c)	—	—	—	—
Specialized Services CCR 6731(c)	—	—	—	—
Other	—	—	—	—
<b>Article 8</b>				
AMTRAK CCR 6731(a)	—	—	—	—
General Public CCR 6731(b)	181,897	—	—	—
Elderly and Handicapped CCR 6731(b)	—	—	—	—
Other	—	—	—	—
<b>Other Allocations</b>				
Other Allocations	—	—	—	—
<b>Community Transit Services</b>				
CCR 6730(d), 6731(d), and 6731.1	—	—	—	—
<b>Total STAF Allocations</b>	<b>\$ 181,897</b>	<b>\$ 2,999,940</b>	<b>\$ 1,295,500</b>	<b>\$ —</b>

**Table 5. Transportation Planning Agencies Annual Report — Fiscal Year 2006-07 — (continued)**  
**Schedule of Allocations by Purpose Regarding the**  
**Local Transportation Funds and State Transit Assistance Funds**

	Lassen County Local Transportation Commission	Los Angeles County Metropolitan Transportation Authority	Madera County Local Transportation Commission	Mariposa County Local Transportation Commission
<b>Local Transportation Fund Allocations</b>				
<b>Administration</b>				
County Auditor PUC 99233.1	\$ —	\$ 73,000	\$ 70,000	\$ —
TPA PUC 99233.1	40,000	2,418,647	—	3,000
<b>Planning</b>				
PUC 99233.2	—	3,508,353	—	—
PUC 99233.5(a)	—	—	—	—
PUC 99233.5(b)	—	—	—	—
<b>Pedestrian and Bicycle Facilities</b>				
PUC 99233.3, 99234	23,711	6,896,706	—	9,500
<b>Rail Service</b>				
PUC 99233.4, 99234.9	—	—	—	—
<b>Article 4.5</b>				
<b>Community Transit Services</b>				
PUC 99233.7, 99275	—	—	—	—
<b>Article 4</b>				
Planning PUC 99262	—	—	—	—
Transit PUC 99260(a)	—	319,218,555	—	—
Joint Powers Agencies PUC 99260.7	—	—	—	—
Railroad Corporations PUC 99260.5(a)	—	—	—	—
Other	—	—	—	—
<b>Article 8</b>				
Streets and Roads PUC 99400(a)	18,965	12,938,447	3,508,104	343,003
Pedestrians and Bicycles PUC 99400(a)	—	—	507,058	—
General Public PUC 99400(c)	607,000	5,781,629	35,000	—
Elderly and Handicapped PUC 99400(c)	—	—	—	136,360
Planning Contributions PUC 99402	—	—	177,725	—
Multimodal Terminal PUC 99400.5	—	—	—	—
Other	—	—	—	—
<b>Total LTF Allocations</b>	<b>\$ 689,676</b>	<b>\$ 350,835,337</b>	<b>\$ 4,297,887</b>	<b>\$ 491,863</b>
<b>State Transit Assistance Fund Allocations</b>				
<b>Article 4</b>				
Operating Costs CCR 6730(a)	\$ 139,728	\$ 82,632,967	\$ —	\$ —
Capital Costs CCR 6730(b)	—	7,622,602	—	—
Rail Services Subsidy CCR 6730(c)	—	86,782,845	—	—
Specialized Services CCR 6731(c)	—	—	—	—
Other	—	—	—	—
<b>Article 8</b>				
AMTRAK CCR 6731(a)	—	—	—	—
General Public CCR 6731(b)	—	—	893,169	—
Elderly and Handicapped CCR 6731(b)	—	—	—	172,000
Other	—	—	—	—
<b>Other Allocations</b>				
Other Allocations	—	—	—	—
<b>Community Transit Services</b>				
CCR 6730(d), 6731(d), and 6731.1	—	—	—	—
<b>Total STAF Allocations</b>	<b>\$ 139,728</b>	<b>\$ 177,038,414</b>	<b>\$ 893,169</b>	<b>\$ 172,000</b>

**Table 5. Transportation Planning Agencies Annual Report — Fiscal Year 2006-07 — (continued)**  
**Schedule of Allocations by Purpose Regarding the**  
**Local Transportation Funds and State Transit Assistance Funds**

	Mendocino Council of Governments	Merced County Association of Governments	Modoc County Local Transportation Commission	Mono County Local Transportation Commission
<b>Local Transportation Fund Allocations</b>				
<b>Administration</b>				
County Auditor PUC 99233.1	\$ —	\$ 2,700	\$ 3,500	\$ —
TPA PUC 99233.1	573,342	62,100	72,096	30,757
<b>Planning</b>				
PUC 99233.2	—	—	—	—
PUC 99233.5(a)	—	—	—	—
PUC 99233.5(b)	—	—	—	—
<b>Pedestrian and Bicycle Facilities</b>				
PUC 99233.3, 99234	—	—	—	—
<b>Rail Service</b>				
PUC 99233.4, 99234.9	—	—	—	—
<b>Article 4.5</b>				
<b>Community Transit Services</b>				
PUC 99233.7, 99275	—	—	—	17,884
<b>Article 4</b>				
Planning PUC 99262	—	—	—	17,884
Transit PUC 99260(a)	2,337,048	3,506,527	—	413,496
Joint Powers Agencies PUC 99260.7	—	—	—	—
Railroad Corporations PUC 99260.5(a)	—	—	—	—
Other	—	—	—	—
<b>Article 8</b>				
Streets and Roads PUC 99400(a)	—	4,070,312	—	—
Pedestrians and Bicycles PUC 99400(a)	18,550	—	—	—
General Public PUC 99400(c)	—	—	169,127	324,890
Elderly and Handicapped PUC 99400(c)	434,783	—	—	—
Planning Contributions PUC 99402	—	133,360	—	—
Multimodal Terminal PUC 99400.5	—	—	—	—
Other	—	—	—	—
<b>Total LTF Allocations</b>	<b>\$ 3,363,723</b>	<b>\$ 7,774,999</b>	<b>\$ 244,723</b>	<b>\$ 804,911</b>
<b>State Transit Assistance Fund Allocations</b>				
<b>Article 4</b>				
Operating Costs CCR 6730(a)	\$ —	\$ —	\$ —	\$ —
Capital Costs CCR 6730(b)	409,315	—	—	—
Rail Services Subsidy CCR 6730(c)	—	—	—	—
Specialized Services CCR 6731(c)	—	—	82,501	—
Other	—	—	—	—
<b>Article 8</b>				
AMTRAK CCR 6731(a)	—	—	—	—
General Public CCR 6731(b)	—	2,172,729	—	114,046
Elderly and Handicapped CCR 6731(b)	—	—	—	—
Other	—	—	—	—
<b>Other Allocations</b>				
Other Allocations	—	—	—	—
<b>Community Transit Services</b>				
CCR 6730(d), 6731(d), and 6731.1	—	—	—	—
<b>Total STAF Allocations</b>	<b>\$ 409,315</b>	<b>\$ 2,172,729</b>	<b>\$ 82,501</b>	<b>\$ 114,046</b>



**Table 5. Transportation Planning Agencies Annual Report — Fiscal Year 2006-07 — (continued)**  
**Schedule of Allocations by Purpose Regarding the**  
**Local Transportation Funds and State Transit Assistance Funds**

	Transportation Agency for Monterey County	Nevada County Local Transportation Commission	Orange County Transportation Authority	Placer County Local Transportation Commission
<b>Local Transportation Fund Allocations</b>				
<b>Administration</b>				
County Auditor PUC 99233.1	\$ —	\$ —	\$ 3,071	\$ —
TPA PUC 99233.1	908,485	310,936	106,291	275,000
<b>Planning</b>				
PUC 99233.2	—	—	4,632,692	800,461
PUC 99233.5(a)	—	—	—	—
PUC 99233.5(b)	—	—	—	—
<b>Pedestrian and Bicycle Facilities</b>				
PUC 99233.3, 99234	211,853	—	2,120,652	490,723
<b>Rail Service</b>				
PUC 99233.4, 99234.9	—	—	—	—
<b>Article 4.5</b>				
<b>Community Transit Services</b>				
PUC 99233.7, 99275	—	153,821	6,576,270	1,053,238
<b>Article 4</b>				
Planning PUC 99262	—	—	—	—
Transit PUC 99260(a)	8,650,790	1,859,796	98,996,950	8,675,873
Joint Powers Agencies PUC 99260.7	—	—	—	—
Railroad Corporations PUC 99260.5(a)	—	—	—	—
Other	—	—	—	—
<b>Article 8</b>				
Streets and Roads PUC 99400(a)	5,281,191	—	—	7,996,705
Pedestrians and Bicycles PUC 99400(a)	30,000	86,731	—	—
General Public PUC 99400(c)	735,073	951,645	—	108,479
Elderly and Handicapped PUC 99400(c)	90,463	—	—	—
Planning Contributions PUC 99402	149,713	—	—	—
Multimodal Terminal PUC 99400.5	—	—	—	—
Other	25,000	—	—	2,437,076
<b>Total LTF Allocations</b>	<b>\$ 16,082,568</b>	<b>\$ 3,362,929</b>	<b>\$ 112,435,926</b>	<b>\$ 21,837,555</b>
<b>State Transit Assistance Fund Allocations</b>				
<b>Article 4</b>				
Operating Costs CCR 6730(a)	\$ 1,400,980	\$ —	\$ 36,238,680	\$ 778,275
Capital Costs CCR 6730(b)	2,076,679	—	—	—
Rail Services Subsidy CCR 6730(c)	—	—	—	—
Specialized Services CCR 6731(c)	—	—	698,476	—
Other	—	—	—	—
<b>Article 8</b>				
AMTRAK CCR 6731(a)	—	—	—	—
General Public CCR 6731(b)	—	—	—	—
Elderly and Handicapped CCR 6731(b)	—	—	—	—
Other	—	—	—	—
<b>Other Allocations</b>				
Other Allocations	—	—	—	—
<b>Community Transit Services</b>				
CCR 6730(d), 6731(d), and 6731.1	—	—	—	130,595
<b>Total STAF Allocations</b>	<b>\$ 3,477,659</b>	<b>\$ —</b>	<b>\$ 36,937,156</b>	<b>\$ 908,870</b>

**Table 5. Transportation Planning Agencies Annual Report — Fiscal Year 2006-07 — (continued)**  
**Schedule of Allocations by Purpose Regarding the**  
**Local Transportation Funds and State Transit Assistance Funds**

	Plumas County Local Transportation Commission	Riverside County Transportation Commission	Sacramento Area Council of Governments	
			Sacramento	Sutter
<b>Local Transportation Fund Allocations</b>				
<b>Administration</b>				
County Auditor PUC 99233.1	\$ —	\$ 12,000	\$ 17,000	\$ 2,400
TPA PUC 99233.1	21,500	750,000	582,593	33,569
<b>Planning</b>				
PUC 99233.2	—	2,740,803	—	—
PUC 99233.5(a)	—	—	—	—
PUC 99233.5(b)	—	—	—	—
<b>Pedestrian and Bicycle Facilities</b>				
PUC 99233.3, 99234	—	3,997,682	1,161,746	—
<b>Rail Service</b>				
PUC 99233.4, 99234.9	—	9,026,144	—	—
<b>Article 4.5</b>				
<b>Community Transit Services</b>				
PUC 99233.7, 99275	—	—	2,142,736	—
<b>Article 4</b>				
Planning PUC 99262	—	—	1,712,375	31,902
Transit PUC 99260(a)	—	66,276,580	45,700,648	1,155,438
Joint Powers Agencies PUC 99260.7	—	—	—	—
Railroad Corporations PUC 99260.5(a)	—	—	—	—
Other	—	—	—	—
<b>Article 8</b>				
Streets and Roads PUC 99400(a)	—	896,895	642,591	2,074,682
Pedestrians and Bicycles PUC 99400(a)	—	—	—	—
General Public PUC 99400(c)	355,365	—	6,212,762	16,500
Elderly and Handicapped PUC 99400(c)	155,460	—	—	—
Planning Contributions PUC 99402	—	—	30,245	68,509
Multimodal Terminal PUC 99400.5	—	—	—	—
Other	—	—	484,251	—
<b>Total LTF Allocations</b>	<b>\$ 532,325</b>	<b>\$ 83,700,104</b>	<b>\$ 58,686,947</b>	<b>\$ 3,383,000</b>
<b>State Transit Assistance Fund Allocations</b>				
<b>Article 4</b>				
Operating Costs CCR 6730(a)	\$ —	\$ —	\$ 6,145,726	\$ —
Capital Costs CCR 6730(b)	—	2,810,857	9,937,041	1,339,259
Rail Services Subsidy CCR 6730(c)	—	—	—	—
Specialized Services CCR 6731(c)	—	—	—	—
Other	—	—	—	—
<b>Article 8</b>				
AMTRAK CCR 6731(a)	—	—	—	—
General Public CCR 6731(b)	50,000	—	—	—
Elderly and Handicapped CCR 6731(b)	—	—	—	—
Other	—	—	—	—
<b>Other Allocations</b>				
Other Allocations	—	—	—	—
<b>Community Transit Services</b>				
CCR 6730(d), 6731(d), and 6731.1	—	—	—	—
<b>Total STAF Allocations</b>	<b>\$ 50,000</b>	<b>\$ 2,810,857</b>	<b>\$ 16,082,767</b>	<b>\$ 1,339,259</b>

**Table 5. Transportation Planning Agencies Annual Report — Fiscal Year 2006-07 — (continued)**  
**Schedule of Allocations by Purpose Regarding the**  
**Local Transportation Funds and State Transit Assistance Funds**

	Sacramento Area Council of Governments — (continued)			Council of San Benito County Governments
	Yolo	Yuba	Total	
<b>Local Transportation Fund Allocations</b>				
<b>Administration</b>				
County Auditor PUC 99233.1	\$ 5,000	\$ 750	\$ 25,150	\$ —
TPA PUC 99233.1	98,237	16,915	731,314	—
<b>Planning</b>				
PUC 99233.2	—	—	—	—
PUC 99233.5(a)	—	—	—	—
PUC 99233.5(b)	—	—	—	—
<b>Pedestrian and Bicycle Facilities</b>				
PUC 99233.3, 99234	—	—	1,161,746	23,758
<b>Rail Service</b>				
PUC 99233.4, 99234.9	—	—	—	—
<b>Article 4.5</b>				
<b>Community Transit Services</b>				
PUC 99233.7, 99275	—	—	2,142,736	—
<b>Article 4</b>				
Planning PUC 99262	209,010	9,574	1,962,861	241,746
Transit PUC 99260(a)	16,068	852,817	47,724,971	481,276
Joint Powers Agencies PUC 99260.7	—	—	—	—
Railroad Corporations PUC 99260.5(a)	—	—	—	—
Other	—	—	—	—
<b>Article 8</b>				
Streets and Roads PUC 99400(a)	4,184,053	783,049	7,684,375	—
Pedestrians and Bicycles PUC 99400(a)	—	—	—	—
General Public PUC 99400(c)	5,219,475	—	11,448,737	—
Elderly and Handicapped PUC 99400(c)	—	—	—	—
Planning Contributions PUC 99402	110,041	41,020	249,815	—
Multimodal Terminal PUC 99400.5	—	—	—	—
Other	56,079	—	540,330	—
<b>Total LTF Allocations</b>	<b>\$ 9,897,963</b>	<b>\$ 1,704,125</b>	<b>\$ 73,672,035</b>	<b>\$ 746,780</b>
<b>State Transit Assistance Fund Allocations</b>				
<b>Article 4</b>				
Operating Costs CCR 6730(a)	\$ —	\$ —	\$ 6,145,726	\$ 636,209
Capital Costs CCR 6730(b)	171,433	—	11,447,733	—
Rail Services Subsidy CCR 6730(c)	—	—	—	—
Specialized Services CCR 6731(c)	—	—	—	—
Other	—	—	—	—
<b>Article 8</b>				
AMTRAK CCR 6731(a)	—	—	—	—
General Public CCR 6731(b)	196,127	—	196,127	—
Elderly and Handicapped CCR 6731(b)	—	—	—	—
Other	—	—	—	—
<b>Other Allocations</b>				
Other Allocations	—	—	—	—
<b>Community Transit Services</b>				
CCR 6730(d), 6731(d), and 6731.1	—	—	—	—
<b>Total STAF Allocations</b>	<b>\$ 367,560</b>	<b>\$ —</b>	<b>\$ 17,789,586</b>	<b>\$ 636,209</b>

**Table 5. Transportation Planning Agencies Annual Report — Fiscal Year 2006-07 — (continued)**  
**Schedule of Allocations by Purpose Regarding the**  
**Local Transportation Funds and State Transit Assistance Funds**

	San Bernardino Associated Governments	San Diego Association of Governments	San Diego Metropolitan Transit System	San Joaquin County Council of Governments
<b>Local Transportation Fund Allocations</b>				
<b>Administration</b>				
County Auditor PUC 99233.1	\$ 17,000	\$ 41,000	\$ —	\$ 2,000
TPA PUC 99233.1	300,000	596,078	—	200,000
<b>Planning</b>				
PUC 99233.2	2,560,190	—	—	—
PUC 99233.5(a)	—	812,110	—	—
PUC 99233.5(b)	—	9,004,065	—	—
<b>Pedestrian and Bicycle Facilities</b>				
PUC 99233.3, 99234	72,168	2,584,983	—	584,270
<b>Rail Service</b>				
PUC 99233.4, 99234.9	9,091,375	—	—	—
<b>Article 4.5</b>				
<b>Community Transit Services</b>				
PUC 99233.7, 99275	—	5,625,921	—	—
<b>Article 4</b>				
Planning PUC 99262	—	—	—	789,912
Transit PUC 99260(a)	45,671,008	104,412,454	—	15,701,609
Joint Powers Agencies PUC 99260.7	—	—	—	—
Railroad Corporations PUC 99260.5(a)	—	—	—	—
Other	—	2,442,295	—	—
<b>Article 8</b>				
Streets and Roads PUC 99400(a)	1,823,290	—	—	6,897,775
Pedestrians and Bicycles PUC 99400(a)	—	—	—	—
General Public PUC 99400(c)	6,105,867	—	—	3,449,890
Elderly and Handicapped PUC 99400(c)	—	—	—	—
Planning Contributions PUC 99402	—	—	—	—
Multimodal Terminal PUC 99400.5	—	—	—	—
Other	—	1,413,499	—	—
<b>Total LTF Allocations</b>	<b>\$ 65,640,898</b>	<b>\$ 126,932,405</b>	<b>\$ —</b>	<b>\$ 27,625,456</b>
<b>State Transit Assistance Fund Allocations</b>				
<b>Article 4</b>				
Operating Costs CCR 6730(a)	\$ —	\$ 9,006,825	\$ 9,046,095	\$ 161,157
Capital Costs CCR 6730(b)	6,211,159	—	19,400,744	3,813,169
Rail Services Subsidy CCR 6730(c)	—	—	—	—
Specialized Services CCR 6731(c)	—	—	—	—
Other	—	—	—	—
<b>Article 8</b>				
AMTRAK CCR 6731(a)	—	—	—	—
General Public CCR 6731(b)	890,011	—	—	—
Elderly and Handicapped CCR 6731(b)	—	—	—	—
Other	—	—	—	—
<b>Other Allocations</b>				
Other Allocations	—	—	—	—
<b>Community Transit Services</b>				
CCR 6730(d), 6731(d), and 6731.1	—	—	—	—
<b>Total STAF Allocations</b>	<b>\$ 7,101,170</b>	<b>\$ 9,006,825</b>	<b>\$ 28,446,839</b>	<b>\$ 3,974,326</b>

**Table 5. Transportation Planning Agencies Annual Report — Fiscal Year 2006-07 — (continued)**  
**Schedule of Allocations by Purpose Regarding the**  
**Local Transportation Funds and State Transit Assistance Funds**

	San Luis Obispo Area Council of Governments	Santa Barbara County Association of Governments	Santa Cruz County Transportation Commission	Shasta County Regional Transportation Planning Agency
<b>Local Transportation Fund Allocations</b>				
<b>Administration</b>				
County Auditor PUC 99233.1	\$ —	\$ 1,800	\$ —	\$ —
TPA PUC 99233.1	163,079	415,450	481,608	277,344
<b>Planning</b>				
PUC 99233.2	—	—	—	—
PUC 99233.5(a)	—	—	—	—
PUC 99233.5(b)	—	—	—	—
<b>Pedestrian and Bicycle Facilities</b>				
PUC 99233.3, 99234	192,271	307,582	—	—
<b>Rail Service</b>				
PUC 99233.4, 99234.9	—	—	—	—
<b>Article 4.5</b>				
<b>Community Transit Services</b>				
PUC 99233.7, 99275	423,958	612,549	—	346,200
<b>Article 4</b>				
Planning PUC 99262	—	—	—	2,295,697
Transit PUC 99260(a)	5,256,838	11,015,276	6,165,834	3,160,997
Joint Powers Agencies PUC 99260.7	—	—	—	—
Railroad Corporations PUC 99260.5(a)	—	—	—	117,194
Other	—	—	—	30,000
<b>Article 8</b>				
Streets and Roads PUC 99400(a)	3,506,645	3,656,080	—	696,544
Pedestrians and Bicycles PUC 99400(a)	—	—	367,786	—
General Public PUC 99400(c)	364,193	120,616	—	—
Elderly and Handicapped PUC 99400(c)	12,000	—	677,881	—
Planning Contributions PUC 99402	487,350	—	488,224	—
Multimodal Terminal PUC 99400.5	—	—	—	—
Other	115,100	—	—	—
<b>Total LTF Allocations</b>	<b>\$ 10,521,434</b>	<b>\$ 16,129,353</b>	<b>\$ 8,181,333</b>	<b>\$ 6,923,976</b>
<b>State Transit Assistance Fund Allocations</b>				
<b>Article 4</b>				
Operating Costs CCR 6730(a)	\$ 1,311,278	\$ —	\$ 4,497,175	\$ 220,463
Capital Costs CCR 6730(b)	—	2,529,258	—	—
Rail Services Subsidy CCR 6730(c)	—	—	—	—
Specialized Services CCR 6731(c)	—	—	—	—
Other	—	—	—	—
<b>Article 8</b>				
AMTRAK CCR 6731(a)	—	—	—	—
General Public CCR 6731(b)	—	18,001	—	—
Elderly and Handicapped CCR 6731(b)	—	—	—	—
Other	—	—	—	—
<b>Other Allocations</b>				
Other Allocations	—	—	—	—
<b>Community Transit Services</b>				
CCR 6730(d), 6731(d), and 6731.1	—	142,795	—	—
<b>Total STAF Allocations</b>	<b>\$ 1,311,278</b>	<b>\$ 2,690,054</b>	<b>\$ 4,497,175</b>	<b>\$ 220,463</b>

**Table 5. Transportation Planning Agencies Annual Report — Fiscal Year 2006-07 — (continued)**  
**Schedule of Allocations by Purpose Regarding the**  
**Local Transportation Funds and State Transit Assistance Funds**

	Sierra County Local Transportation Commission	Siskiyou County Local Transportation Commission	Stanislaus Council of Governments	Tehama County Transportation Commission
<b>Local Transportation Fund Allocations</b>				
<b>Administration</b>				
County Auditor PUC 99233.1	\$ —	\$ —	\$ —	\$ —
TPA PUC 99233.1	—	92,796	150,000	98,718
<b>Planning</b>				
PUC 99233.2	—	—	548,887	—
PUC 99233.5(a)	—	—	—	—
PUC 99233.5(b)	—	—	—	—
<b>Pedestrian and Bicycle Facilities</b>				
PUC 99233.3, 99234	—	—	352,507	—
<b>Rail Service</b>				
PUC 99233.4, 99234.9	—	—	—	—
<b>Article 4.5</b>				
<b>Community Transit Services</b>				
PUC 99233.7, 99275	—	—	—	—
<b>Article 4</b>				
Planning PUC 99262	—	—	—	—
Transit PUC 99260(a)	—	752,505	6,464,583	—
Joint Powers Agencies PUC 99260.7	—	—	—	—
Railroad Corporations PUC 99260.5(a)	—	—	—	—
Other	—	—	—	—
<b>Article 8</b>				
Streets and Roads PUC 99400(a)	—	486,370	8,376,351	783,367
Pedestrians and Bicycles PUC 99400(a)	—	—	—	—
General Public PUC 99400(c)	—	—	2,175,562	233,987
Elderly and Handicapped PUC 99400(c)	16,587	—	—	235,128
Planning Contributions PUC 99402	—	—	—	—
Multimodal Terminal PUC 99400.5	—	—	—	—
Other	—	—	228,361	—
<b>Total LTF Allocations</b>	<b>\$ 16,587</b>	<b>\$ 1,331,671</b>	<b>\$ 18,296,251</b>	<b>\$ 1,351,200</b>
<b>State Transit Assistance Fund Allocations</b>				
<b>Article 4</b>				
Operating Costs CCR 6730(a)	\$ —	\$ —	\$ 23,560	\$ —
Capital Costs CCR 6730(b)	—	414,514	—	—
Rail Services Subsidy CCR 6730(c)	—	—	—	—
Specialized Services CCR 6731(c)	—	—	—	—
Other	—	—	—	—
<b>Article 8</b>				
AMTRAK CCR 6731(a)	—	—	—	—
General Public CCR 6731(b)	—	—	—	516,830
Elderly and Handicapped CCR 6731(b)	—	—	—	—
Other	—	—	—	—
<b>Other Allocations</b>				
Other Allocations	—	—	—	—
<b>Community Transit Services</b>				
CCR 6730(d), 6731(d), and 6731.1	—	—	—	—
<b>Total STAF Allocations</b>	<b>\$ —</b>	<b>\$ 414,514</b>	<b>\$ 23,560</b>	<b>\$ 516,830</b>

**Table 5. Transportation Planning Agencies Annual Report — Fiscal Year 2006-07 — (continued)**  
**Schedule of Allocations by Purpose Regarding the**  
**Local Transportation Funds and State Transit Assistance Funds**

	Trinity County Transportation Commission	Tulare County Association of Governments	Tuolumne County and Cities Planning Council	Ventura County Transportation Commission
<b>Local Transportation Fund Allocations</b>				
<b>Administration</b>				
County Auditor PUC 99233.1	\$ —	\$ —	\$ —	\$ 15,100
TPA PUC 99233.1	66,000	—	59,875	525,000
<b>Planning</b>				
PUC 99233.2	—	—	—	690,000
PUC 99233.5(a)	—	—	—	—
PUC 99233.5(b)	—	—	—	—
<b>Pedestrian and Bicycle Facilities</b>				
PUC 99233.3, 99234	—	—	36,901	665,398
<b>Rail Service</b>				
PUC 99233.4, 99234.9	—	—	—	400,000
<b>Article 4.5</b>				
<b>Community Transit Services</b>				
PUC 99233.7, 99275	—	—	—	—
<b>Article 4</b>				
Planning PUC 99262	—	—	—	—
Transit PUC 99260(a)	120,000	5,324,819	—	8,128,015
Joint Powers Agencies PUC 99260.7	—	—	—	—
Railroad Corporations PUC 99260.5(a)	—	—	—	—
Other	—	—	—	—
<b>Article 8</b>				
Streets and Roads PUC 99400(a)	18,000	5,587,959	1,051,633	18,536,265
Pedestrians and Bicycles PUC 99400(a)	100,000	—	—	—
General Public PUC 99400(c)	40,500	—	696,624	5,604,152
Elderly and Handicapped PUC 99400(c)	—	—	—	—
Planning Contributions PUC 99402	—	473,955	—	—
Multimodal Terminal PUC 99400.5	—	—	—	—
Other	—	—	—	—
<b>Total LTF Allocations</b>	<b>\$ 344,500</b>	<b>\$ 11,386,733</b>	<b>\$ 1,845,033</b>	<b>\$ 34,563,930</b>
<b>State Transit Assistance Fund Allocations</b>				
<b>Article 4</b>				
Operating Costs CCR 6730(a)	\$ 95,000	\$ —	\$ 453,291	\$ —
Capital Costs CCR 6730(b)	—	—	—	—
Rail Services Subsidy CCR 6730(c)	—	—	—	—
Specialized Services CCR 6731(c)	—	—	—	—
Other	—	—	—	—
<b>Article 8</b>				
AMTRAK CCR 6731(a)	—	—	—	—
General Public CCR 6731(b)	—	—	—	—
Elderly and Handicapped CCR 6731(b)	—	—	—	—
Other	—	—	—	—
<b>Other Allocations</b>				
Other Allocations	—	—	—	875,128
<b>Community Transit Services</b>				
CCR 6730(d), 6731(d), and 6731.1	—	—	—	—
<b>Total STAF Allocations</b>	<b>\$ 95,000</b>	<b>\$ —</b>	<b>\$ 453,291</b>	<b>\$ 875,128</b>

**Table 5. Transportation Planning Agencies Annual Report — Fiscal Year 2006-07 — (continued)**  
**Schedule of Allocations by Purpose Regarding the**  
**Local Transportation Funds and State Transit Assistance Funds**

	State Total
<b>Local Transportation Fund Allocations</b>	
<b>Administration</b>	
County Auditor PUC 99233.1	\$ 309,103
TPA PUC 99233.1	11,594,117
<b>Planning</b>	
PUC 99233.2	15,711,083
PUC 99233.5(a)	812,110
PUC 99233.5(b)	9,004,065
<b>Pedestrian and Bicycle Facilities</b>	
PUC 99233.3, 99234	27,132,888
<b>Rail Service</b>	
PUC 99233.4, 99234.9	19,479,802
<b>Article 4.5</b>	
<b>Community Transit Services</b>	
PUC 99233.7, 99275	26,300,220
<b>Article 4</b>	
Planning PUC 99262	6,099,373
Transit PUC 99260(a)	1,114,862,359
Joint Powers Agencies PUC 99260.7	554,029
Railroad Corporations PUC 99260.5(a)	117,194
Other	4,387,239
<b>Article 8</b>	
Streets and Roads PUC 99400(a)	122,192,958
Pedestrians and Bicycles PUC 99400(a)	1,789,895
General Public PUC 99400(c)	50,289,747
Elderly and Handicapped PUC 99400(c)	3,193,938
Planning Contributions PUC 99402	4,078,021
Multimodal Terminal PUC 99400.5	—
Other	5,988,740
<b>Total LTF Allocations</b>	<b>\$ 1,423,896,881</b>
<b>State Transit Assistance Fund Allocations</b>	
<b>Article 4</b>	
Operating Costs CCR 6730(a)	\$ 253,777,400
Capital Costs CCR 6730(b)	97,967,522
Rail Services Subsidy CCR 6730(c)	86,782,845
Specialized Services CCR 6731(c)	4,164,031
Other	—
<b>Article 8</b>	
AMTRAK CCR 6731(a)	—
General Public CCR 6731(b)	8,108,870
Elderly and Handicapped CCR 6731(b)	1,205,179
Other	133,382
<b>Other Allocations</b>	
Other Allocations	875,128
<b>Community Transit Services</b>	
CCR 6730(d), 6731(d), and 6731.1	273,390
<b>Total STAF Allocations</b>	<b>\$ 453,287,747</b>



**Table 6. Transportation Planning Agencies Annual Report — Fiscal Year 2006-07**  
**Schedule of Expenditures by Purpose Regarding the**  
**Local Transportation Funds and State Transit Assistance Funds**

	Metropolitan Transportation Commission				
	<b>Alameda</b>				
	Metropolitan Transportation Commission	Alameda County	City of Berkeley	City of Dublin	City of Fremont
<b>Local Transportation Fund Expenditures</b>					
<b>Administration</b>					
County Auditor PUC 99233.1	\$ —	\$ 31,223	\$ —	\$ —	\$ —
TPA PUC 99233.1	319,592	—	—	—	—
<b>Planning</b>					
PUC 99233.2	1,917,555	—	—	—	—
PUC 99233.5(a)	—	—	—	—	—
PUC 99233.5(b)	—	—	—	—	—
<b>Pedestrian and Bicycle Facilities</b>					
PUC 99233.3, 99234	—	—	95,314	45,144	21,239
<b>Rail Service</b>					
PUC 99233.4, 99234.9	—	—	—	—	—
<b>Article 4.5</b>					
<b>Community Transit Services</b>					
PUC 99233.7, 99275	—	—	—	—	—
<b>Article 4</b>					
Planning PUC 99262	—	—	—	—	—
Transit PUC 99260(a)	—	—	—	—	—
Joint Powers Agencies PUC 99260.7	—	—	—	—	—
Railroad Corporations PUC 99260.5(a)	—	—	—	—	—
Other	—	—	—	—	—
<b>Article 8</b>					
Streets and Roads PUC 99400(a)	—	—	—	—	—
Pedestrians and Bicycles PUC 99400(a)	—	—	—	—	—
General Public PUC 99400(c)	—	—	—	—	—
Elderly and Handicapped PUC 99400(c)	—	—	—	—	—
Planning Contributions PUC 99402	—	—	—	—	—
Multimodal Terminal PUC 99400.5	—	—	—	—	—
Other	—	—	—	—	—
<b>Total LTF Expenditures</b>	<b>\$ 2,237,147</b>	<b>\$ 31,223</b>	<b>\$ 95,314</b>	<b>\$ 45,144</b>	<b>\$ 21,239</b>
<b>State Transit Assistance Fund Expenditures</b>					
<b>Article 4</b>					
Operating Costs CCR 6730(a)	\$ 11,280,847	\$ —	\$ —	\$ —	\$ —
Capital Costs CCR 6730(b)	11,834,314	—	—	—	—
Rail Services Subsidy CCR 6730(c)	—	—	—	—	—
Specialized Services CCR 6731(c)	—	—	—	—	—
Other	—	—	—	—	—
<b>Article 8</b>					
AMTRAK CCR 6731(a)	—	—	—	—	—
General Public CCR 6731(b)	—	—	—	—	—
Elderly and Handicapped CCR 6731(b)	—	—	—	—	—
Other	—	—	—	—	—
<b>Other Expenditures</b>					
Other Expenditures	—	—	—	—	—
<b>Community Transit Services</b>					
CCR 6730(d), 6731(d), and 6731.1	—	—	—	—	—
<b>Total STAF Expenditures</b>	<b>\$ 23,115,161</b>	<b>\$ —</b>	<b>\$ —</b>	<b>\$ —</b>	<b>\$ —</b>

**Table 6. Transportation Planning Agencies Annual Report — Fiscal Year 2006-07 — (continued)**  
**Schedule of Expenditures by Purpose Regarding the**  
**Local Transportation Funds and State Transit Assistance Funds**

Metropolitan  
Transportation  
Commission —  
(continued)

**Alameda — (continued)**

	City of Hayward	City of Livermore	City of Newark	City of Oakland	City of Pleasanton
<b>Local Transportation Fund Expenditures</b>					
<b>Administration</b>					
County Auditor PUC 99233.1	\$ —	\$ —	\$ —	\$ —	\$ —
TPA PUC 99233.1	—	—	—	—	—
<b>Planning</b>					
PUC 99233.2	—	—	—	—	—
PUC 99233.5(a)	—	—	—	—	—
PUC 99233.5(b)	—	—	—	—	—
<b>Pedestrian and Bicycle Facilities</b>					
PUC 99233.3, 99234	198,234	263,804	4,087	422,126	—
<b>Rail Service</b>					
PUC 99233.4, 99234.9	—	—	—	—	—
<b>Article 4.5</b>					
<b>Community Transit Services</b>					
PUC 99233.7, 99275	—	—	—	—	60,816
<b>Article 4</b>					
Planning PUC 99262	—	—	—	—	—
Transit PUC 99260(a)	—	—	—	—	—
Joint Powers Agencies PUC 99260.7	—	—	—	—	—
Railroad Corporations PUC 99260.5(a)	—	—	—	—	—
Other	—	—	—	—	—
<b>Article 8</b>					
Streets and Roads PUC 99400(a)	—	—	—	—	—
Pedestrians and Bicycles PUC 99400(a)	—	—	—	—	—
General Public PUC 99400(c)	—	—	—	—	—
Elderly and Handicapped PUC 99400(c)	—	—	—	—	—
Planning Contributions PUC 99402	—	—	—	—	—
Multimodal Terminal PUC 99400.5	—	—	—	—	—
Other	—	—	—	—	—
<b>Total LTF Expenditures</b>	<b>\$ 198,234</b>	<b>\$ 263,804</b>	<b>\$ 4,087</b>	<b>\$ 422,126</b>	<b>\$ 60,816</b>
<b>State Transit Assistance Fund Expenditures</b>					
<b>Article 4</b>					
Operating Costs CCR 6730(a)	\$ —	\$ —	\$ —	\$ —	\$ —
Capital Costs CCR 6730(b)	—	—	—	—	—
Rail Services Subsidy CCR 6730(c)	—	—	—	—	—
Specialized Services CCR 6731(c)	—	—	—	—	—
Other	—	—	—	—	—
<b>Article 8</b>					
AMTRAK CCR 6731(a)	—	—	—	—	—
General Public CCR 6731(b)	—	—	—	—	—
Elderly and Handicapped CCR 6731(b)	—	—	—	—	—
Other	—	—	—	—	—
<b>Other Expenditures</b>					
Other Expenditures	—	—	—	—	—
<b>Community Transit Services</b>					
CCR 6730(d), 6731(d), and 6731.1	—	—	—	—	—
<b>Total STAF Expenditures</b>	<b>\$ —</b>	<b>\$ —</b>	<b>\$ —</b>	<b>\$ —</b>	<b>\$ —</b>

**Table 6. Transportation Planning Agencies Annual Report — Fiscal Year 2006-07 — (continued)**  
**Schedule of Expenditures by Purpose Regarding the**  
**Local Transportation Funds and State Transit Assistance Funds**

Metropolitan  
Transportation  
Commission —  
(continued)

**Alameda — (continued)**

	City of San Leandro	City of Union City	Alameda-Contra Costa Transit District	Livermore-Amador Valley Transit Authority	San Francisco Bay Area Rapid Transit District
<b>Local Transportation Fund Expenditures</b>					
<b>Administration</b>					
County Auditor PUC 99233.1	\$ —	\$ —	\$ —	\$ —	\$ —
TPA PUC 99233.1	—	—	—	—	—
<b>Planning</b>					
PUC 99233.2	—	—	—	—	—
PUC 99233.5(a)	—	—	—	—	—
PUC 99233.5(b)	—	—	—	—	—
<b>Pedestrian and Bicycle Facilities</b>					
PUC 99233.3, 99234	91,427	—	—	97,300	—
<b>Rail Service</b>					
PUC 99233.4, 99234.9	—	—	—	—	—
<b>Article 4.5</b>					
<b>Community Transit Services</b>					
PUC 99233.7, 99275	—	105,567	3,004,356	111,768	—
<b>Article 4</b>					
Planning PUC 99262	—	—	—	—	—
Transit PUC 99260(a)	—	2,130,536	47,462,076	8,151,653	—
Joint Powers Agencies PUC 99260.7	—	—	—	—	—
Railroad Corporations PUC 99260.5(a)	—	—	—	—	—
Other	—	—	—	—	—
<b>Article 8</b>					
Streets and Roads PUC 99400(a)	—	—	—	—	—
Pedestrians and Bicycles PUC 99400(a)	—	—	—	—	—
General Public PUC 99400(c)	—	—	—	—	—
Elderly and Handicapped PUC 99400(c)	—	—	—	—	—
Planning Contributions PUC 99402	—	—	—	—	—
Multimodal Terminal PUC 99400.5	—	—	—	—	—
Other	—	—	—	—	—
<b>Total LTF Expenditures</b>	<b>\$ 91,427</b>	<b>\$ 2,236,103</b>	<b>\$ 50,466,432</b>	<b>\$ 8,360,721</b>	<b>\$ —</b>
<b>State Transit Assistance Fund Expenditures</b>					
<b>Article 4</b>					
Operating Costs CCR 6730(a)	\$ —	\$ 348,783	\$ 12,570,050	\$ 1,072,883	\$ 11,181,541
Capital Costs CCR 6730(b)	—	—	7,663,897	—	—
Rail Services Subsidy CCR 6730(c)	—	—	—	—	—
Specialized Services CCR 6731(c)	—	29,912	913,045	45,299	—
Other	—	—	—	—	—
<b>Article 8</b>					
AMTRAK CCR 6731(a)	—	—	—	—	—
General Public CCR 6731(b)	—	—	—	—	—
Elderly and Handicapped CCR 6731(b)	—	—	—	—	—
Other	—	—	—	—	—
<b>Other Expenditures</b>					
Other Expenditures	—	—	—	—	—
<b>Community Transit Services</b>					
CCR 6730(d), 6731(d), and 6731.1	—	—	—	—	—
<b>Total STAF Expenditures</b>	<b>\$ —</b>	<b>\$ 378,695</b>	<b>\$ 21,146,992</b>	<b>\$ 1,118,182</b>	<b>\$ 11,181,541</b>

**Table 6. Transportation Planning Agencies Annual Report — Fiscal Year 2006-07 — (continued)**  
**Schedule of Expenditures by Purpose Regarding the**  
**Local Transportation Funds and State Transit Assistance Funds**

Metropolitan  
Transportation  
Commission —  
(continued)

	Alameda		Contra Costa		
	Total	Metropolitan Transportation Commission	Contra Costa County	City of Antioch	City of Concord
<b>Local Transportation Fund Expenditures</b>					
<b>Administration</b>					
County Auditor PUC 99233.1	\$ 31,223	\$ —	\$ 72,242	\$ —	\$ —
TPA PUC 99233.1	319,592	175,902	—	—	—
<b>Planning</b>					
PUC 99233.2	1,917,555	1,055,411	—	—	—
PUC 99233.5(a)	—	—	—	—	—
PUC 99233.5(b)	—	—	—	—	—
<b>Pedestrian and Bicycle Facilities</b>					
PUC 99233.3, 99234	1,238,675	—	—	41,500	74,973
<b>Rail Service</b>					
PUC 99233.4, 99234.9	—	—	—	—	—
<b>Article 4.5</b>					
<b>Community Transit Services</b>					
PUC 99233.7, 99275	3,282,507	—	—	—	—
<b>Article 4</b>					
Planning PUC 99262	—	—	—	—	—
Transit PUC 99260(a)	57,744,265	—	—	—	—
Joint Powers Agencies PUC 99260.7	—	—	—	—	—
Railroad Corporations PUC 99260.5(a)	—	—	—	—	—
Other	—	—	—	—	—
<b>Article 8</b>					
Streets and Roads PUC 99400(a)	—	—	—	—	—
Pedestrians and Bicycles PUC 99400(a)	—	—	—	—	—
General Public PUC 99400(c)	—	—	—	—	—
Elderly and Handicapped PUC 99400(c)	—	—	—	—	—
Planning Contributions PUC 99402	—	—	—	—	—
Multimodal Terminal PUC 99400.5	—	—	—	—	—
Other	—	—	—	—	—
<b>Total LTF Expenditures</b>	<b>\$ 64,533,817</b>	<b>\$ 1,231,313</b>	<b>\$ 72,242</b>	<b>\$ 41,500</b>	<b>\$ 74,973</b>
<b>State Transit Assistance Fund Expenditures</b>					
<b>Article 4</b>					
Operating Costs CCR 6730(a)	\$ 36,454,104	\$ —	\$ —	\$ —	\$ —
Capital Costs CCR 6730(b)	19,498,211	—	—	—	—
Rail Services Subsidy CCR 6730(c)	—	—	—	—	—
Specialized Services CCR 6731(c)	988,256	—	—	—	—
Other	—	—	—	—	—
<b>Article 8</b>					
AMTRAK CCR 6731(a)	—	—	—	—	—
General Public CCR 6731(b)	—	—	—	—	—
Elderly and Handicapped CCR 6731(b)	—	—	—	—	—
Other	—	—	—	—	—
<b>Other Expenditures</b>					
Other Expenditures	—	—	—	—	—
<b>Community Transit Services</b>					
CCR 6730(d), 6731(d), and 6731.1	—	—	—	—	—
<b>Total STAF Expenditures</b>	<b>\$ 56,940,571</b>	<b>\$ —</b>	<b>\$ —</b>	<b>\$ —</b>	<b>\$ —</b>

**Table 6. Transportation Planning Agencies Annual Report — Fiscal Year 2006-07 — (continued)**  
**Schedule of Expenditures by Purpose Regarding the**  
**Local Transportation Funds and State Transit Assistance Funds**

Metropolitan  
Transportation  
Commission —  
(continued)

**Contra Costa —**  
**(continued)**  
City of El Cerrito

City of Martinez

City of Orinda

City of Pittsburg

City of San Pablo

**Local Transportation Fund Expenditures**

**Administration**

County Auditor PUC 99233.1	\$	—	\$	—	\$	—	\$	—	\$	—
TPA PUC 99233.1		—		—		—		—		—

**Planning**

PUC 99233.2		—		—		—		—		—
PUC 99233.5(a)		—		—		—		—		—
PUC 99233.5(b)		—		—		—		—		—

**Pedestrian and Bicycle Facilities**

PUC 99233.3, 99234		26,500		90,000		59,879		52,000		44,199
--------------------	--	--------	--	--------	--	--------	--	--------	--	--------

**Rail Service**

PUC 99233.4, 99234.9		—		—		—		—		—
----------------------	--	---	--	---	--	---	--	---	--	---

**Article 4.5**

**Community Transit Services**

PUC 99233.7, 99275		—		—		—		—		—
--------------------	--	---	--	---	--	---	--	---	--	---

**Article 4**

Planning PUC 99262		—		—		—		—		—
Transit PUC 99260(a)		—		—		—		—		—
Joint Powers Agencies PUC 99260.7		—		—		—		—		—
Railroad Corporations PUC 99260.5(a)		—		—		—		—		—
Other		—		—		—		—		—

**Article 8**

Streets and Roads PUC 99400(a)		—		—		—		—		—
Pedestrians and Bicycles PUC 99400(a)		—		—		—		—		—
General Public PUC 99400(c)		—		—		—		—		—
Elderly and Handicapped PUC 99400(c)		—		—		—		—		—
Planning Contributions PUC 99402		—		—		—		—		—
Multimodal Terminal PUC 99400.5		—		—		—		—		—
Other		—		—		—		—		—

**Total LTF Expenditures**

	\$	<u>26,500</u>	\$	<u>90,000</u>	\$	<u>59,879</u>	\$	<u>52,000</u>	\$	<u>44,199</u>
--	----	---------------	----	---------------	----	---------------	----	---------------	----	---------------

**State Transit Assistance Fund Expenditures**

**Article 4**

Operating Costs CCR 6730(a)	\$	—	\$	—	\$	—	\$	—	\$	—
Capital Costs CCR 6730(b)		—		—		—		—		—
Rail Services Subsidy CCR 6730(c)		—		—		—		—		—
Specialized Services CCR 6731(c)		—		—		—		—		—
Other		—		—		—		—		—

**Article 8**

AMTRAK CCR 6731(a)		—		—		—		—		—
General Public CCR 6731(b)		—		—		—		—		—
Elderly and Handicapped CCR 6731(b)		—		—		—		—		—
Other		—		—		—		—		—

**Other Expenditures**

Other Expenditures		—		—		—		—		—
--------------------	--	---	--	---	--	---	--	---	--	---

**Community Transit Services**

CCR 6730(d), 6731(d), and 6731.1		—		—		—		—		—
----------------------------------	--	---	--	---	--	---	--	---	--	---

**Total STAF Expenditures**

	\$	<u>—</u>	\$	<u>—</u>	\$	<u>—</u>	\$	<u>—</u>	\$	<u>—</u>
--	----	----------	----	----------	----	----------	----	----------	----	----------

Table 6. Transportation Planning Agencies Annual Report — Fiscal Year 2006-07 — (continued)

Schedule of Expenditures by Purpose Regarding the  
Local Transportation Funds and State Transit Assistance Funds

Metropolitan  
Transportation  
Commission —  
(continued)

Contra Costa —  
(continued)

	Alameda-Contra Costa Transit District	Central Contra Costa Transit Authority	County Service Area M-1 (Contra Costa)	Eastern Contra Costa County Transit Authority	Western Contra Costa County Transit Authority
<b>Local Transportation Fund Expenditures</b>					
<b>Administration</b>					
County Auditor PUC 99233.1	\$ —	\$ —	\$ —	\$ —	\$ —
TPA PUC 99233.1	—	—	—	—	—
<b>Planning</b>					
PUC 99233.2	—	—	—	—	—
PUC 99233.5(a)	—	—	—	—	—
PUC 99233.5(b)	—	—	—	—	—
<b>Pedestrian and Bicycle Facilities</b>					
PUC 99233.3, 99234	—	—	20,000	—	—
<b>Rail Service</b>					
PUC 99233.4, 99234.9	—	—	—	—	—
<b>Article 4.5</b>					
<b>Community Transit Services</b>					
PUC 99233.7, 99275	520,265	—	749,236	366,234	84,720
<b>Article 4</b>					
Planning PUC 99262	—	—	—	—	—
Transit PUC 99260(a)	5,784,795	16,836,392	—	8,435,822	2,997,799
Joint Powers Agencies PUC 99260.7	—	—	—	—	—
Railroad Corporations PUC 99260.5(a)	—	—	—	—	—
Other	—	—	—	—	—
<b>Article 8</b>					
Streets and Roads PUC 99400(a)	—	—	—	—	—
Pedestrians and Bicycles PUC 99400(a)	—	—	—	—	—
General Public PUC 99400(c)	—	—	—	—	—
Elderly and Handicapped PUC 99400(c)	—	—	—	—	—
Planning Contributions PUC 99402	—	—	—	—	—
Multimodal Terminal PUC 99400.5	—	—	—	—	—
Other	—	—	—	—	—
<b>Total LTF Expenditures</b>	<b>\$ 6,305,060</b>	<b>\$ 16,836,392</b>	<b>\$ 769,236</b>	<b>\$ 8,802,056</b>	<b>\$ 3,082,519</b>
<b>State Transit Assistance Fund Expenditures</b>					
<b>Article 4</b>					
Operating Costs CCR 6730(a)	\$ —	\$ 2,694,175	\$ —	\$ 2,772,931	\$ 2,183,152
Capital Costs CCR 6730(b)	—	486	—	—	541,087
Rail Services Subsidy CCR 6730(c)	—	—	—	—	—
Specialized Services CCR 6731(c)	—	182,676	—	96,331	29,111
Other	—	—	—	—	—
<b>Article 8</b>					
AMTRAK CCR 6731(a)	—	—	—	—	—
General Public CCR 6731(b)	—	—	—	—	—
Elderly and Handicapped CCR 6731(b)	—	—	—	—	—
Other	—	—	—	—	—
<b>Other Expenditures</b>					
Other Expenditures	—	—	—	—	—
<b>Community Transit Services</b>					
CCR 6730(d), 6731(d), and 6731.1	—	—	—	—	—
<b>Total STAF Expenditures</b>	<b>\$ —</b>	<b>\$ 2,877,337</b>	<b>\$ —</b>	<b>\$ 2,869,262</b>	<b>\$ 2,753,350</b>

**Table 6. Transportation Planning Agencies Annual Report — Fiscal Year 2006-07 — (continued)**  
**Schedule of Expenditures by Purpose Regarding the**  
**Local Transportation Funds and State Transit Assistance Funds**

Metropolitan  
Transportation  
Commission —  
(continued)

	Contra Costa		Marin		City of Mill Valley	City of San Rafael
	Total		Metropolitan Transportation Commission	Marin County		
<b>Local Transportation Fund Expenditures</b>						
<b>Administration</b>						
County Auditor PUC 99233.1	\$ 72,242	\$ —	\$ —	\$ 54,550	\$ —	\$ —
TPA PUC 99233.1	175,902	54,550	—	—	—	—
<b>Planning</b>						
PUC 99233.2	1,055,411	327,298	—	—	—	—
PUC 99233.5(a)	—	—	—	—	—	—
PUC 99233.5(b)	—	—	—	—	—	—
<b>Pedestrian and Bicycle Facilities</b>						
PUC 99233.3, 99234	409,051	—	—	—	7,200	207,710
<b>Rail Service</b>						
PUC 99233.4, 99234.9	—	—	—	—	—	—
<b>Article 4.5</b>						
<b>Community Transit Services</b>						
PUC 99233.7, 99275	1,720,455	—	—	—	—	—
<b>Article 4</b>						
Planning PUC 99262	—	—	—	—	—	—
Transit PUC 99260(a)	34,054,808	—	—	—	—	—
Joint Powers Agencies PUC 99260.7	—	—	—	—	—	—
Railroad Corporations PUC 99260.5(a)	—	—	—	—	—	—
Other	—	—	—	—	—	—
<b>Article 8</b>						
Streets and Roads PUC 99400(a)	—	—	—	—	—	—
Pedestrians and Bicycles PUC 99400(a)	—	—	—	—	—	—
General Public PUC 99400(c)	—	—	—	—	—	—
Elderly and Handicapped PUC 99400(c)	—	—	—	—	—	—
Planning Contributions PUC 99402	—	—	—	—	—	—
Multimodal Terminal PUC 99400.5	—	—	—	—	—	—
Other	—	—	—	—	—	—
<b>Total LTF Expenditures</b>	<b>\$ 37,487,869</b>	<b>\$ 381,848</b>	<b>\$ 54,550</b>	<b>\$ 7,200</b>	<b>\$ 207,710</b>	
<b>State Transit Assistance Fund Expenditures</b>						
<b>Article 4</b>						
Operating Costs CCR 6730(a)	\$ 7,650,258	\$ —	\$ —	\$ —	\$ —	\$ —
Capital Costs CCR 6730(b)	541,573	—	—	—	—	—
Rail Services Subsidy CCR 6730(c)	—	—	—	—	—	—
Specialized Services CCR 6731(c)	308,118	—	—	—	—	—
Other	—	—	—	—	—	—
<b>Article 8</b>						
AMTRAK CCR 6731(a)	—	—	—	—	—	—
General Public CCR 6731(b)	—	—	—	—	—	—
Elderly and Handicapped CCR 6731(b)	—	—	—	—	—	—
Other	—	—	—	—	—	—
<b>Other Expenditures</b>						
Other Expenditures	—	—	—	—	—	—
<b>Community Transit Services</b>						
CCR 6730(d), 6731(d), and 6731.1	—	—	—	—	—	—
<b>Total STAF Expenditures</b>	<b>\$ 8,499,949</b>	<b>\$ —</b>	<b>\$ —</b>	<b>\$ —</b>	<b>\$ —</b>	<b>\$ —</b>

**Table 6. Transportation Planning Agencies Annual Report — Fiscal Year 2006-07 — (continued)**  
**Schedule of Expenditures by Purpose Regarding the**  
**Local Transportation Funds and State Transit Assistance Funds**

Metropolitan  
Transportation  
Commission —  
(continued)

	Marin — (continued)			Napa	
	Golden Gate Bridge Highway and Transportation District	Marin County Transit District	Total	Metropolitan Transportation Commission	Napa County
<b>Local Transportation Fund Expenditures</b>					
<b>Administration</b>					
County Auditor PUC 99233.1	\$ —	\$ —	\$ 54,550	\$ —	\$ 31,106
TPA PUC 99233.1	—	—	54,550	31,106	—
<b>Planning</b>					
PUC 99233.2	—	—	327,298	186,634	—
PUC 99233.5(a)	—	—	—	—	—
PUC 99233.5(b)	—	—	—	—	—
<b>Pedestrian and Bicycle Facilities</b>					
PUC 99233.3, 99234	—	219,937	434,847	—	—
<b>Rail Service</b>					
PUC 99233.4, 99234.9	—	—	—	—	—
<b>Article 4.5</b>					
<b>Community Transit Services</b>					
PUC 99233.7, 99275	—	—	—	—	—
<b>Article 4</b>					
Planning PUC 99262	—	—	—	—	—
Transit PUC 99260(a)	10,276,633	—	10,276,633	—	—
Joint Powers Agencies PUC 99260.7	—	—	—	—	—
Railroad Corporations PUC 99260.5(a)	—	—	—	—	—
Other	—	—	—	—	—
<b>Article 8</b>					
Streets and Roads PUC 99400(a)	—	—	—	—	—
Pedestrians and Bicycles PUC 99400(a)	—	—	—	—	—
General Public PUC 99400(c)	—	—	—	—	—
Elderly and Handicapped PUC 99400(c)	—	—	—	—	—
Planning Contributions PUC 99402	—	—	—	—	—
Multimodal Terminal PUC 99400.5	—	—	—	—	—
Other	—	—	—	—	—
<b>Total LTF Expenditures</b>	<b>\$ 10,276,633</b>	<b>\$ 219,937</b>	<b>\$ 11,147,878</b>	<b>\$ 217,740</b>	<b>\$ 31,106</b>
<b>State Transit Assistance Fund Expenditures</b>					
<b>Article 4</b>					
Operating Costs CCR 6730(a)	\$ —	\$ —	\$ —	\$ —	\$ —
Capital Costs CCR 6730(b)	—	—	—	—	—
Rail Services Subsidy CCR 6730(c)	—	—	—	—	—
Specialized Services CCR 6731(c)	—	—	—	—	—
Other	—	—	—	—	—
<b>Article 8</b>					
AMTRAK CCR 6731(a)	—	—	—	—	—
General Public CCR 6731(b)	—	—	—	—	—
Elderly and Handicapped CCR 6731(b)	—	—	—	—	—
Other	—	—	—	—	—
<b>Other Expenditures</b>					
Other Expenditures	—	—	—	—	—
<b>Community Transit Services</b>					
CCR 6730(d), 6731(d), and 6731.1	—	—	—	—	—
<b>Total STAF Expenditures</b>	<b>\$ —</b>	<b>\$ —</b>	<b>\$ —</b>	<b>\$ —</b>	<b>\$ —</b>



**Table 6. Transportation Planning Agencies Annual Report — Fiscal Year 2006-07 — (continued)**  
**Schedule of Expenditures by Purpose Regarding the**  
**Local Transportation Funds and State Transit Assistance Funds**

Metropolitan  
Transportation  
Commission —  
(continued)

	Napa — (continued)		San Francisco		
	Napa County Transportation Agency	Total	Metropolitan Transportation Commission	San Francisco County	City of San Francisco
<b>Local Transportation Fund Expenditures</b>					
<b>Administration</b>					
County Auditor PUC 99233.1	\$ —	\$ 31,106	\$ —	\$ 178,037	\$ —
TPA PUC 99233.1	—	31,106	178,037	—	—
<b>Planning</b>					
PUC 99233.2	—	186,634	1,068,226	—	—
PUC 99233.5(a)	—	—	—	—	—
PUC 99233.5(b)	—	—	—	—	—
<b>Pedestrian and Bicycle Facilities</b>					
PUC 99233.3, 99234	255,998	255,998	—	—	647,231
<b>Rail Service</b>					
PUC 99233.4, 99234.9	—	—	—	—	—
<b>Article 4.5</b>					
<b>Community Transit Services</b>					
PUC 99233.7, 99275	295,741	295,741	—	—	—
<b>Article 4</b>					
Planning PUC 99262	—	—	—	—	—
Transit PUC 99260(a)	2,694,871	2,694,871	—	—	—
Joint Powers Agencies PUC 99260.7	—	—	—	—	—
Railroad Corporations PUC 99260.5(a)	—	—	—	—	—
Other	—	—	—	—	—
<b>Article 8</b>					
Streets and Roads PUC 99400(a)	—	—	—	—	—
Pedestrians and Bicycles PUC 99400(a)	—	—	—	—	—
General Public PUC 99400(c)	1,253,748	1,253,748	—	—	—
Elderly and Handicapped PUC 99400(c)	—	—	—	—	—
Planning Contributions PUC 99402	543,000	543,000	—	—	—
Multimodal Terminal PUC 99400.5	—	—	—	—	—
Other	52,673	52,673	—	—	—
<b>Total LTF Expenditures</b>	<b>\$ 5,096,031</b>	<b>\$ 5,344,877</b>	<b>\$ 1,246,263</b>	<b>\$ 178,037</b>	<b>\$ 647,231</b>
<b>State Transit Assistance Fund Expenditures</b>					
<b>Article 4</b>					
Operating Costs CCR 6730(a)	\$ 522,067	\$ 522,067	\$ —	\$ —	\$ —
Capital Costs CCR 6730(b)	—	—	—	—	—
Rail Services Subsidy CCR 6730(c)	—	—	—	—	—
Specialized Services CCR 6731(c)	72,803	72,803	—	—	—
Other	—	—	—	—	—
<b>Article 8</b>					
AMTRAK CCR 6731(a)	—	—	—	—	—
General Public CCR 6731(b)	—	—	—	—	—
Elderly and Handicapped CCR 6731(b)	—	—	—	—	—
Other	—	—	—	—	—
<b>Other Expenditures</b>					
Other Expenditures	—	—	—	—	—
<b>Community Transit Services</b>					
CCR 6730(d), 6731(d), and 6731.1	—	—	—	—	—
<b>Total STAF Expenditures</b>	<b>\$ 594,870</b>	<b>\$ 594,870</b>	<b>\$ —</b>	<b>\$ —</b>	<b>\$ —</b>

**Table 6. Transportation Planning Agencies Annual Report — Fiscal Year 2006-07 — (continued)**  
**Schedule of Expenditures by Purpose Regarding the**  
**Local Transportation Funds and State Transit Assistance Funds**

Metropolitan  
Transportation  
Commission —  
(continued)

	<b>San Francisco — (continued)</b>			<b>San Mateo</b>	
	Golden Gate Bridge Highway and Transportation District	San Francisco Municipal Railway	Total	Metropolitan Transportation Commission	San Mateo County
<b>Local Transportation Fund Expenditures</b>					
<b>Administration</b>					
County Auditor PUC 99233.1	\$ —	\$ —	\$ 178,037	\$ —	\$ 50,161
TPA PUC 99233.1	—	—	178,037	165,385	—
<b>Planning</b>					
PUC 99233.2	—	—	1,068,226	992,311	—
PUC 99233.5(a)	—	—	—	—	—
PUC 99233.5(b)	—	—	—	—	—
<b>Pedestrian and Bicycle Facilities</b>					
PUC 99233.3, 99234	—	—	647,231	—	—
<b>Rail Service</b>					
PUC 99233.4, 99234.9	—	—	—	—	—
<b>Article 4.5</b>					
<b>Community Transit Services</b>					
PUC 99233.7, 99275	—	—	—	—	—
<b>Article 4</b>					
Planning PUC 99262	—	—	—	—	—
Transit PUC 99260(a)	—	37,744,060	37,744,060	—	—
Joint Powers Agencies PUC 99260.7	—	—	—	—	—
Railroad Corporations PUC 99260.5(a)	—	—	—	—	—
Other	—	—	—	—	—
<b>Article 8</b>					
Streets and Roads PUC 99400(a)	—	—	—	—	—
Pedestrians and Bicycles PUC 99400(a)	—	—	—	—	—
General Public PUC 99400(c)	—	—	—	—	—
Elderly and Handicapped PUC 99400(c)	—	—	—	—	—
Planning Contributions PUC 99402	—	—	—	—	—
Multimodal Terminal PUC 99400.5	—	—	—	—	—
Other	—	—	—	—	—
<b>Total LTF Expenditures</b>	<b>\$ —</b>	<b>\$ 37,744,060</b>	<b>\$ 39,815,591</b>	<b>\$ 1,157,696</b>	<b>\$ 50,161</b>
<b>State Transit Assistance Fund Expenditures</b>					
<b>Article 4</b>					
Operating Costs CCR 6730(a)	\$ 5,697,639	\$ 22,251,161	\$ 27,948,800	\$ —	\$ —
Capital Costs CCR 6730(b)	—	2,778,820	2,778,820	—	—
Rail Services Subsidy CCR 6730(c)	—	—	—	—	—
Specialized Services CCR 6731(c)	119,114	674,802	793,916	—	—
Other	—	—	—	—	—
<b>Article 8</b>					
AMTRAK CCR 6731(a)	—	—	—	—	—
General Public CCR 6731(b)	—	—	—	—	—
Elderly and Handicapped CCR 6731(b)	—	—	—	—	—
Other	—	—	—	—	—
<b>Other Expenditures</b>					
Other Expenditures	—	—	—	—	—
<b>Community Transit Services</b>					
CCR 6730(d), 6731(d), and 6731.1	—	—	—	—	—
<b>Total STAF Expenditures</b>	<b>\$ 5,816,753</b>	<b>\$ 25,704,783</b>	<b>\$ 31,521,536</b>	<b>\$ —</b>	<b>\$ —</b>

**Table 6. Transportation Planning Agencies Annual Report — Fiscal Year 2006-07 — (continued)**  
**Schedule of Expenditures by Purpose Regarding the**  
**Local Transportation Funds and State Transit Assistance Funds**

Metropolitan  
Transportation  
Commission —  
(continued)

**San Mateo —  
(continued)**

	City of Brisbane	City of Burlingame	City of Daly City	City of San Mateo	San Mateo County Transit District
<b>Local Transportation Fund Expenditures</b>					
<b>Administration</b>					
County Auditor PUC 99233.1	\$ —	\$ —	\$ —	\$ —	\$ —
TPA PUC 99233.1	—	—	—	—	—
<b>Planning</b>					
PUC 99233.2	—	—	—	—	—
PUC 99233.5(a)	—	—	—	—	—
PUC 99233.5(b)	—	—	—	—	—
<b>Pedestrian and Bicycle Facilities</b>					
PUC 99233.3, 99234	25,739	47,400	188,322	109,279	—
<b>Rail Service</b>					
PUC 99233.4, 99234.9	—	—	—	—	—
<b>Article 4.5</b>					
<b>Community Transit Services</b>					
PUC 99233.7, 99275	—	—	—	—	1,803,854
<b>Article 4</b>					
Planning PUC 99262	—	—	—	—	—
Transit PUC 99260(a)	—	—	—	—	33,109,986
Joint Powers Agencies PUC 99260.7	—	—	—	—	—
Railroad Corporations PUC 99260.5(a)	—	—	—	—	—
Other	—	—	—	—	—
<b>Article 8</b>					
Streets and Roads PUC 99400(a)	—	—	—	—	—
Pedestrians and Bicycles PUC 99400(a)	—	—	—	—	—
General Public PUC 99400(c)	—	—	—	—	—
Elderly and Handicapped PUC 99400(c)	—	—	—	—	—
Planning Contributions PUC 99402	—	—	—	—	—
Multimodal Terminal PUC 99400.5	—	—	—	—	—
Other	—	—	—	—	—
<b>Total LTF Expenditures</b>	<b>\$ 25,739</b>	<b>\$ 47,400</b>	<b>\$ 188,322</b>	<b>\$ 109,279</b>	<b>\$ 34,913,840</b>
<b>State Transit Assistance Fund Expenditures</b>					
<b>Article 4</b>					
Operating Costs CCR 6730(a)	\$ —	\$ —	\$ —	\$ —	\$ 12,128,788
Capital Costs CCR 6730(b)	—	—	—	—	3,136,951
Rail Services Subsidy CCR 6730(c)	—	—	—	—	—
Specialized Services CCR 6731(c)	—	—	—	—	373,640
Other	—	—	—	—	—
<b>Article 8</b>					
AMTRAK CCR 6731(a)	—	—	—	—	—
General Public CCR 6731(b)	—	—	—	—	—
Elderly and Handicapped CCR 6731(b)	—	—	—	—	—
Other	—	—	—	—	—
<b>Other Expenditures</b>					
Other Expenditures	—	—	—	—	—
<b>Community Transit Services</b>					
CCR 6730(d), 6731(d), and 6731.1	—	—	—	—	—
<b>Total STAF Expenditures</b>	<b>\$ —</b>	<b>\$ —</b>	<b>\$ —</b>	<b>\$ —</b>	<b>\$ 15,639,379</b>

**Table 6. Transportation Planning Agencies Annual Report — Fiscal Year 2006-07 — (continued)**  
**Schedule of Expenditures by Purpose Regarding the**  
**Local Transportation Funds and State Transit Assistance Funds**

Metropolitan  
Transportation  
Commission —  
(continued)

	<b>San Mateo</b>	<b>Santa Clara</b>			
	Total	Metropolitan Transportation Commission	Santa Clara County	City of Sunnyvale	Santa Clara Valley Transportation Authority
<b>Local Transportation Fund Expenditures</b>					
<b>Administration</b>					
County Auditor PUC 99233.1	\$ 50,161	\$ —	\$ 48,000	\$ —	\$ —
TPA PUC 99233.1	165,385	413,139	—	—	—
<b>Planning</b>					
PUC 99233.2	992,311	2,478,837	—	—	—
PUC 99233.5(a)	—	—	—	—	—
PUC 99233.5(b)	—	—	—	—	—
<b>Pedestrian and Bicycle Facilities</b>					
PUC 99233.3, 99234	370,740	—	—	2,152,002	—
<b>Rail Service</b>					
PUC 99233.4, 99234.9	—	—	—	—	—
<b>Article 4.5</b>					
<b>Community Transit Services</b>					
PUC 99233.7, 99275	1,803,854	—	—	—	—
<b>Article 4</b>					
Planning PUC 99262	—	—	—	—	—
Transit PUC 99260(a)	33,109,986	—	—	—	81,061,378
Joint Powers Agencies PUC 99260.7	—	—	—	—	—
Railroad Corporations PUC 99260.5(a)	—	—	—	—	—
Other	—	—	—	—	—
<b>Article 8</b>					
Streets and Roads PUC 99400(a)	—	—	—	—	—
Pedestrians and Bicycles PUC 99400(a)	—	—	—	—	—
General Public PUC 99400(c)	—	—	—	—	—
Elderly and Handicapped PUC 99400(c)	—	—	—	—	—
Planning Contributions PUC 99402	—	—	—	—	—
Multimodal Terminal PUC 99400.5	—	—	—	—	—
Other	—	—	—	—	—
<b>Total LTF Expenditures</b>	<b>\$ 36,492,437</b>	<b>\$ 2,891,976</b>	<b>\$ 48,000</b>	<b>\$ 2,152,002</b>	<b>\$ 81,061,378</b>
<b>State Transit Assistance Fund Expenditures</b>					
<b>Article 4</b>					
Operating Costs CCR 6730(a)	\$ 12,128,788	\$ —	\$ —	\$ —	\$ 21,529,105
Capital Costs CCR 6730(b)	3,136,951	—	—	—	—
Rail Services Subsidy CCR 6730(c)	—	—	—	—	—
Specialized Services CCR 6731(c)	373,640	—	—	—	774,139
Other	—	—	—	—	—
<b>Article 8</b>					
AMTRAK CCR 6731(a)	—	—	—	—	—
General Public CCR 6731(b)	—	—	—	—	—
Elderly and Handicapped CCR 6731(b)	—	—	—	—	—
Other	—	—	—	—	—
<b>Other Expenditures</b>					
Other Expenditures	—	—	—	—	—
<b>Community Transit Services</b>					
CCR 6730(d), 6731(d), and 6731.1	—	—	—	—	—
<b>Total STAF Expenditures</b>	<b>\$ 15,639,379</b>	<b>\$ —</b>	<b>\$ —</b>	<b>\$ —</b>	<b>\$ 22,303,244</b>

**Table 6. Transportation Planning Agencies Annual Report — Fiscal Year 2006-07 — (continued)**  
**Schedule of Expenditures by Purpose Regarding the**  
**Local Transportation Funds and State Transit Assistance Funds**

Metropolitan  
Transportation  
Commission —  
(continued)

	Santa Clara	Solano			
	Total	Metropolitan Transportation Commission	Solano County	City of Benicia	City of Dixon
<b>Local Transportation Fund Expenditures</b>					
<b>Administration</b>					
County Auditor PUC 99233.1	\$ 48,000	\$ —	\$ 79,322	\$ —	\$ —
TPA PUC 99233.1	413,139	79,322	—	—	—
<b>Planning</b>					
PUC 99233.2	2,478,837	475,934	—	—	—
PUC 99233.5(a)	—	—	—	—	—
PUC 99233.5(b)	—	—	—	—	—
<b>Pedestrian and Bicycle Facilities</b>					
PUC 99233.3, 99234	2,152,002	—	—	124,445	—
<b>Rail Service</b>					
PUC 99233.4, 99234.9	—	—	—	—	—
<b>Article 4.5</b>					
<b>Community Transit Services</b>					
PUC 99233.7, 99275	—	—	—	—	—
<b>Article 4</b>					
Planning PUC 99262	—	—	—	—	—
Transit PUC 99260(a)	81,061,378	—	—	656,993	593,510
Joint Powers Agencies PUC 99260.7	—	—	—	—	—
Railroad Corporations PUC 99260.5(a)	—	—	—	—	—
Other	—	—	—	—	—
<b>Article 8</b>					
Streets and Roads PUC 99400(a)	—	—	—	—	285,908
Pedestrians and Bicycles PUC 99400(a)	—	—	—	—	—
General Public PUC 99400(c)	—	—	—	351,255	—
Elderly and Handicapped PUC 99400(c)	—	—	—	—	—
Planning Contributions PUC 99402	—	—	—	—	—
Multimodal Terminal PUC 99400.5	—	—	—	—	—
Other	—	—	—	—	—
<b>Total LTF Expenditures</b>	<b>\$ 86,153,356</b>	<b>\$ 555,256</b>	<b>\$ 79,322</b>	<b>\$ 1,132,693</b>	<b>\$ 879,418</b>
<b>State Transit Assistance Fund Expenditures</b>					
<b>Article 4</b>					
Operating Costs CCR 6730(a)	\$ 21,529,105	\$ —	\$ —	\$ 50,753	\$ 8,089
Capital Costs CCR 6730(b)	—	—	23,000	—	—
Rail Services Subsidy CCR 6730(c)	—	—	—	—	—
Specialized Services CCR 6731(c)	774,139	—	—	15,000	20,000
Other	—	—	—	—	—
<b>Article 8</b>					
AMTRAK CCR 6731(a)	—	—	—	—	—
General Public CCR 6731(b)	—	—	—	—	—
Elderly and Handicapped CCR 6731(b)	—	—	—	—	—
Other	—	—	—	—	—
<b>Other Expenditures</b>					
Other Expenditures	—	—	—	—	—
<b>Community Transit Services</b>					
CCR 6730(d), 6731(d), and 6731.1	—	—	—	—	—
<b>Total STAF Expenditures</b>	<b>\$ 22,303,244</b>	<b>\$ —</b>	<b>\$ 23,000</b>	<b>\$ 65,753</b>	<b>\$ 28,089</b>

**Table 6. Transportation Planning Agencies Annual Report — Fiscal Year 2006-07 — (continued)**  
**Schedule of Expenditures by Purpose Regarding the**  
**Local Transportation Funds and State Transit Assistance Funds**

Metropolitan  
Transportation  
Commission —  
(continued)

**Solano — (continued)**

	City of Fairfield	City of Rio Vista	City of Suisun City	City of Vacaville	City of Vallejo
<b>Local Transportation Fund Expenditures</b>					
<b>Administration</b>					
County Auditor PUC 99233.1	\$ —	\$ —	\$ —	\$ —	\$ —
TPA PUC 99233.1	—	—	—	—	—
<b>Planning</b>					
PUC 99233.2	—	—	—	—	—
PUC 99233.5(a)	—	—	—	—	—
PUC 99233.5(b)	—	—	—	—	—
<b>Pedestrian and Bicycle Facilities</b>					
PUC 99233.3, 99234	—	—	86,000	154,491	—
<b>Rail Service</b>					
PUC 99233.4, 99234.9	—	—	—	—	—
<b>Article 4.5</b>					
<b>Community Transit Services</b>					
PUC 99233.7, 99275	—	—	—	—	—
<b>Article 4</b>					
Planning PUC 99262	—	—	—	—	—
Transit PUC 99260(a)	4,329,690	6,847	—	—	5,289,115
Joint Powers Agencies PUC 99260.7	—	—	—	—	—
Railroad Corporations PUC 99260.5(a)	—	—	—	—	—
Other	—	—	—	—	—
<b>Article 8</b>					
Streets and Roads PUC 99400(a)	—	—	156,151	741,997	—
Pedestrians and Bicycles PUC 99400(a)	—	—	—	—	—
General Public PUC 99400(c)	1,361,094	232,224	—	2,219,574	—
Elderly and Handicapped PUC 99400(c)	—	—	—	—	—
Planning Contributions PUC 99402	—	—	—	—	—
Multimodal Terminal PUC 99400.5	—	—	—	—	—
Other	—	1,427	—	1,461,554	—
<b>Total LTF Expenditures</b>	<b>\$ 5,690,784</b>	<b>\$ 240,498</b>	<b>\$ 242,151</b>	<b>\$ 4,577,616</b>	<b>\$ 5,289,115</b>
<b>State Transit Assistance Fund Expenditures</b>					
<b>Article 4</b>					
Operating Costs CCR 6730(a)	\$ 277,560	\$ 55	\$ —	\$ —	\$ 3,200,441
Capital Costs CCR 6730(b)	—	—	—	—	—
Rail Services Subsidy CCR 6730(c)	—	—	—	—	—
Specialized Services CCR 6731(c)	10,000	—	—	—	168,000
Other	—	—	—	—	—
<b>Article 8</b>					
AMTRAK CCR 6731(a)	—	—	—	—	—
General Public CCR 6731(b)	—	—	—	—	—
Elderly and Handicapped CCR 6731(b)	—	—	—	—	—
Other	—	—	—	—	—
<b>Other Expenditures</b>					
Other Expenditures	—	—	—	—	—
<b>Community Transit Services</b>					
CCR 6730(d), 6731(d), and 6731.1	—	—	—	—	—
<b>Total STAF Expenditures</b>	<b>\$ 287,560</b>	<b>\$ 55</b>	<b>\$ —</b>	<b>\$ —</b>	<b>\$ 3,368,441</b>

**Table 6. Transportation Planning Agencies Annual Report — Fiscal Year 2006-07 — (continued)**  
**Schedule of Expenditures by Purpose Regarding the**  
**Local Transportation Funds and State Transit Assistance Funds**

Metropolitan  
Transportation  
Commission —  
(continued)

	Solano — (continued)		Sonoma		
	Solano Transportation Authority	Total	Metropolitan Transportation Commission	Sonoma County	City of Healdsburg
<b>Local Transportation Fund Expenditures</b>					
<b>Administration</b>					
County Auditor PUC 99233.1	\$ —	\$ 79,322	\$ —	\$ 25,500	\$ —
TPA PUC 99233.1	—	79,322	100,992	—	—
<b>Planning</b>					
PUC 99233.2	—	475,934	605,932	—	—
PUC 99233.5(a)	—	—	—	—	—
PUC 99233.5(b)	—	—	—	—	—
<b>Pedestrian and Bicycle Facilities</b>					
PUC 99233.3, 99234	172,000	536,936	—	67,229	—
<b>Rail Service</b>					
PUC 99233.4, 99234.9	—	—	—	—	—
<b>Article 4.5</b>					
<b>Community Transit Services</b>					
PUC 99233.7, 99275	—	—	—	—	—
<b>Article 4</b>					
Planning PUC 99262	—	—	—	—	—
Transit PUC 99260(a)	—	10,876,155	—	6,431,977	110,000
Joint Powers Agencies PUC 99260.7	—	—	—	—	—
Railroad Corporations PUC 99260.5(a)	—	—	—	—	—
Other	—	—	—	—	—
<b>Article 8</b>					
Streets and Roads PUC 99400(a)	580,000	1,764,056	—	—	—
Pedestrians and Bicycles PUC 99400(a)	—	—	—	—	—
General Public PUC 99400(c)	—	4,164,147	—	98,742	—
Elderly and Handicapped PUC 99400(c)	—	—	—	—	—
Planning Contributions PUC 99402	—	—	—	—	—
Multimodal Terminal PUC 99400.5	—	—	—	—	—
Other	—	1,462,981	—	44,693	—
<b>Total LTF Expenditures</b>	<b>\$ 752,000</b>	<b>\$ 19,438,853</b>	<b>\$ 706,924</b>	<b>\$ 6,668,141</b>	<b>\$ 110,000</b>
<b>State Transit Assistance Fund Expenditures</b>					
<b>Article 4</b>					
Operating Costs CCR 6730(a)	\$ —	\$ 3,536,898	\$ —	\$ 925,984	\$ 63,097
Capital Costs CCR 6730(b)	—	23,000	—	19,968	—
Rail Services Subsidy CCR 6730(c)	—	—	—	—	—
Specialized Services CCR 6731(c)	—	213,000	—	102,089	—
Other	—	—	—	—	—
<b>Article 8</b>					
AMTRAK CCR 6731(a)	—	—	—	—	—
General Public CCR 6731(b)	—	—	—	12,110	—
Elderly and Handicapped CCR 6731(b)	—	—	—	—	—
Other	—	—	—	—	—
<b>Other Expenditures</b>					
Other Expenditures	—	—	—	—	—
<b>Community Transit Services</b>					
CCR 6730(d), 6731(d), and 6731.1	—	—	—	—	—
<b>Total STAF Expenditures</b>	<b>\$ —</b>	<b>\$ 3,772,898</b>	<b>\$ —</b>	<b>\$ 1,060,151</b>	<b>\$ 63,097</b>

**Table 6. Transportation Planning Agencies Annual Report — Fiscal Year 2006-07 — (continued)**  
**Schedule of Expenditures by Purpose Regarding the**  
**Local Transportation Funds and State Transit Assistance Funds**

Metropolitan  
Transportation  
Commission —  
(continued)

**Sonoma — (continued)**

	City of Petaluma	City of Rohnert Park	City of Santa Rosa	Golden Gate Bridge Highway and Transportation District	Total
<b>Local Transportation Fund Expenditures</b>					
<b>Administration</b>					
County Auditor PUC 99233.1	\$ —	\$ —	\$ —	\$ —	\$ 25,500
TPA PUC 99233.1	—	—	—	—	100,992
<b>Planning</b>					
PUC 99233.2	—	—	—	—	605,932
PUC 99233.5(a)	—	—	—	—	—
PUC 99233.5(b)	—	—	—	—	—
<b>Pedestrian and Bicycle Facilities</b>					
PUC 99233.3, 99234	—	118,420	117,827	—	303,476
<b>Rail Service</b>					
PUC 99233.4, 99234.9	—	—	—	—	—
<b>Article 4.5</b>					
<b>Community Transit Services</b>					
PUC 99233.7, 99275	—	—	—	—	—
<b>Article 4</b>					
Planning PUC 99262	—	—	—	—	—
Transit PUC 99260(a)	1,346,000	—	5,949,359	5,485,712	19,323,048
Joint Powers Agencies PUC 99260.7	—	—	—	—	—
Railroad Corporations PUC 99260.5(a)	—	—	—	—	—
Other	—	—	—	—	—
<b>Article 8</b>					
Streets and Roads PUC 99400(a)	—	—	—	—	—
Pedestrians and Bicycles PUC 99400(a)	—	—	—	—	—
General Public PUC 99400(c)	859,139	1,018,173	—	—	1,976,054
Elderly and Handicapped PUC 99400(c)	—	—	—	—	—
Planning Contributions PUC 99402	—	—	—	—	—
Multimodal Terminal PUC 99400.5	—	—	—	—	—
Other	402,665	—	—	—	447,358
<b>Total LTF Expenditures</b>	<b>\$ 2,607,804</b>	<b>\$ 1,136,593</b>	<b>\$ 6,067,186</b>	<b>\$ 5,485,712</b>	<b>\$ 22,782,360</b>
<b>State Transit Assistance Fund Expenditures</b>					
<b>Article 4</b>					
Operating Costs CCR 6730(a)	\$ 176,562	\$ —	\$ 1,497,405	\$ —	\$ 2,663,048
Capital Costs CCR 6730(b)	—	—	—	—	19,968
Rail Services Subsidy CCR 6730(c)	—	—	—	—	—
Specialized Services CCR 6731(c)	21,773	—	60,077	—	183,939
Other	—	—	—	—	—
<b>Article 8</b>					
AMTRAK CCR 6731(a)	—	—	—	—	—
General Public CCR 6731(b)	—	—	—	—	12,110
Elderly and Handicapped CCR 6731(b)	—	—	—	—	—
Other	—	—	—	—	—
<b>Other Expenditures</b>					
Other Expenditures	—	—	—	—	—
<b>Community Transit Services</b>					
CCR 6730(d), 6731(d), and 6731.1	—	—	—	—	—
<b>Total STAF Expenditures</b>	<b>\$ 198,335</b>	<b>\$ —</b>	<b>\$ 1,557,482</b>	<b>\$ —</b>	<b>\$ 2,879,065</b>



**Table 6. Transportation Planning Agencies Annual Report — Fiscal Year 2006-07 — (continued)**  
**Schedule of Expenditures by Purpose Regarding the**  
**Local Transportation Funds and State Transit Assistance Funds**

	Metropolitan Transportation Commission — (continued)	Alpine County Transportation Commission			Alpine County Transportation Commission		Amador County Transportation Commission
		<b>Alpine</b>				<b>Amador</b>	
	Total	Alpine County Transportation Commission	Alpine County	Total	Alpine County	Amador County Transportation Commission	Total
<b>Local Transportation Fund Expenditures</b>							
<b>Administration</b>							
County Auditor PUC 99233.1	\$ 570,141	\$ —	\$ —	\$ —	\$ —	\$ —	\$ —
TPA PUC 99233.1	1,518,025	28,000	—	28,000	—	56,000	—
<b>Planning</b>							
PUC 99233.2	9,108,138	—	—	—	—	—	—
PUC 99233.5(a)	—	—	—	—	—	—	—
PUC 99233.5(b)	—	—	—	—	—	—	—
<b>Pedestrian and Bicycle Facilities</b>							
PUC 99233.3, 99234	6,348,956	—	—	—	—	—	—
<b>Rail Service</b>							
PUC 99233.4, 99234.9	—	—	—	—	—	—	—
<b>Article 4.5</b>							
<b>Community Transit Services</b>							
PUC 99233.7, 99275	7,102,557	—	—	—	—	—	—
<b>Article 4</b>							
Planning PUC 99262	—	—	—	—	—	—	—
Transit PUC 99260(a)	286,885,204	—	—	—	—	—	—
Joint Powers Agencies PUC 99260.7	—	—	—	—	—	—	—
Railroad Corporations PUC 99260.5(a)	—	—	—	—	—	—	—
Other	—	—	—	—	—	—	—
<b>Article 8</b>							
Streets and Roads PUC 99400(a)	1,764,056	—	—	—	—	—	—
Pedestrians and Bicycles PUC 99400(a)	—	—	—	—	—	—	—
General Public PUC 99400(c)	7,393,949	—	28,202	28,202	—	—	—
Elderly and Handicapped PUC 99400(c)	—	—	—	—	—	—	—
Planning Contributions PUC 99402	543,000	—	—	—	—	—	—
Multimodal Terminal PUC 99400.5	—	—	—	—	—	—	—
Other	1,963,012	—	—	—	—	—	—
<b>Total LTF Expenditures</b>	<b>\$ 323,197,038</b>	<b>\$ 28,000</b>	<b>\$ 28,202</b>	<b>\$ 56,202</b>	<b>\$ —</b>	<b>\$ 56,000</b>	<b>\$ —</b>
<b>State Transit Assistance Fund Expenditures</b>							
<b>Article 4</b>							
Operating Costs CCR 6730(a)	\$ 112,433,068	\$ —	\$ —	\$ —	\$ —	\$ —	\$ —
Capital Costs CCR 6730(b)	25,998,523	—	—	—	—	—	—
Rail Services Subsidy CCR 6730(c)	—	—	—	—	—	—	—
Specialized Services CCR 6731(c)	3,707,811	—	—	—	—	—	—
Other	—	—	—	—	—	—	—
<b>Article 8</b>							
AMTRAK CCR 6731(a)	—	—	—	—	—	—	—
General Public CCR 6731(b)	12,110	—	—	—	—	—	—
Elderly and Handicapped CCR 6731(b)	—	—	—	—	—	—	—
Other	—	—	—	—	—	—	—
<b>Other Expenditures</b>							
Other Expenditures	—	—	—	—	—	—	—
<b>Community Transit Services</b>							
CCR 6730(d), 6731(d), and 6731.1	—	—	—	—	—	—	—
<b>Total STAF Expenditures</b>	<b>\$ 142,151,512</b>	<b>\$ —</b>	<b>\$ —</b>	<b>\$ —</b>	<b>\$ —</b>	<b>\$ —</b>	<b>\$ —</b>

**Table 6. Transportation Planning Agencies Annual Report — Fiscal Year 2006-07 — (continued)**  
**Schedule of Expenditures by Purpose Regarding the**  
**Local Transportation Funds and State Transit Assistance Funds**

Amador County  
Transportation  
Commission —  
(continued)

**Amador — (continued)**

	Amador County	City of Amador	City of Ione	City of Jackson	City of Plymouth
<b>Local Transportation Fund Expenditures</b>					
<b>Administration</b>					
County Auditor PUC 99233.1	\$ —	\$ —	\$ —	\$ —	\$ —
TPA PUC 99233.1	—	—	—	—	—
<b>Planning</b>					
PUC 99233.2	—	—	—	—	—
PUC 99233.5(a)	—	—	—	—	—
PUC 99233.5(b)	—	—	—	—	—
<b>Pedestrian and Bicycle Facilities</b>					
PUC 99233.3, 99234	—	—	—	—	—
<b>Rail Service</b>					
PUC 99233.4, 99234.9	—	—	—	—	—
<b>Article 4.5</b>					
<b>Community Transit Services</b>					
PUC 99233.7, 99275	—	—	—	—	—
<b>Article 4</b>					
Planning PUC 99262	—	—	—	—	—
Transit PUC 99260(a)	—	—	—	—	—
Joint Powers Agencies PUC 99260.7	—	—	—	—	—
Railroad Corporations PUC 99260.5(a)	—	—	—	—	—
Other	—	—	—	—	—
<b>Article 8</b>					
Streets and Roads PUC 99400(a)	—	811	91,851	15,860	17,047
Pedestrians and Bicycles PUC 99400(a)	—	—	—	—	—
General Public PUC 99400(c)	—	—	—	—	—
Elderly and Handicapped PUC 99400(c)	—	—	—	—	—
Planning Contributions PUC 99402	—	—	—	—	—
Multimodal Terminal PUC 99400.5	—	—	—	—	—
Other	—	—	—	—	—
<b>Total LTF Expenditures</b>	<b>\$ —</b>	<b>\$ 811</b>	<b>\$ 91,851</b>	<b>\$ 15,860</b>	<b>\$ 17,047</b>
<b>State Transit Assistance Fund Expenditures</b>					
<b>Article 4</b>					
Operating Costs CCR 6730(a)	\$ —	\$ —	\$ —	\$ —	\$ —
Capital Costs CCR 6730(b)	—	—	—	—	—
Rail Services Subsidy CCR 6730(c)	—	—	—	—	—
Specialized Services CCR 6731(c)	—	—	—	—	—
Other	—	—	—	—	—
<b>Article 8</b>					
AMTRAK CCR 6731(a)	—	—	—	—	—
General Public CCR 6731(b)	—	—	—	—	—
Elderly and Handicapped CCR 6731(b)	—	—	—	—	—
Other	—	—	—	—	—
<b>Other Expenditures</b>					
Other Expenditures	—	—	—	—	—
<b>Community Transit Services</b>					
CCR 6730(d), 6731(d), and 6731.1	—	—	—	—	—
<b>Total STAF Expenditures</b>	<b>\$ —</b>	<b>\$ —</b>	<b>\$ —</b>	<b>\$ —</b>	<b>\$ —</b>

**Table 6. Transportation Planning Agencies Annual Report — Fiscal Year 2006-07 — (continued)**  
**Schedule of Expenditures by Purpose Regarding the**  
**Local Transportation Funds and State Transit Assistance Funds**

	Amador County Transportation Commission — (continued)			Butte County Association of Governments	
	Amador — (continued)			Butte	
	City of Sutter Creek	Amador Regional Transit System	Total	Butte County Association of Governments	Butte County
<b>Local Transportation Fund Expenditures</b>					
<b>Administration</b>					
County Auditor PUC 99233.1	\$ —	\$ —	\$ —	\$ —	\$ 3,500
TPA PUC 99233.1	—	—	56,000	320,000	—
<b>Planning</b>					
PUC 99233.2	—	—	—	—	—
PUC 99233.5(a)	—	—	—	—	—
PUC 99233.5(b)	—	—	—	—	—
<b>Pedestrian and Bicycle Facilities</b>					
PUC 99233.3, 99234	—	—	—	—	—
<b>Rail Service</b>					
PUC 99233.4, 99234.9	—	—	—	—	—
<b>Article 4.5</b>					
<b>Community Transit Services</b>					
PUC 99233.7, 99275	—	—	—	—	—
<b>Article 4</b>					
Planning PUC 99262	—	—	—	—	—
Transit PUC 99260(a)	—	998,620	998,620	—	499,925
Joint Powers Agencies PUC 99260.7	—	—	—	—	—
Railroad Corporations PUC 99260.5(a)	—	—	—	—	—
Other	—	—	—	—	—
<b>Article 8</b>					
Streets and Roads PUC 99400(a)	9,618	—	135,187	—	2,588,913
Pedestrians and Bicycles PUC 99400(a)	—	—	—	—	—
General Public PUC 99400(c)	—	—	—	—	—
Elderly and Handicapped PUC 99400(c)	—	—	—	—	20,000
Planning Contributions PUC 99402	—	—	—	—	—
Multimodal Terminal PUC 99400.5	—	—	—	—	—
Other	—	—	—	—	63,706
<b>Total LTF Expenditures</b>	<b>\$ 9,618</b>	<b>\$ 998,620</b>	<b>\$ 1,189,807</b>	<b>\$ 320,000</b>	<b>\$ 3,176,044</b>
<b>State Transit Assistance Fund Expenditures</b>					
<b>Article 4</b>					
Operating Costs CCR 6730(a)	\$ —	\$ —	\$ —	\$ —	\$ —
Capital Costs CCR 6730(b)	—	—	—	—	—
Rail Services Subsidy CCR 6730(c)	—	—	—	—	—
Specialized Services CCR 6731(c)	—	—	—	—	—
Other	—	—	—	—	—
<b>Article 8</b>					
AMTRAK CCR 6731(a)	—	—	—	—	—
General Public CCR 6731(b)	—	—	—	—	765,061
Elderly and Handicapped CCR 6731(b)	—	—	—	—	—
Other	—	—	—	—	—
<b>Other Expenditures</b>					
Other Expenditures	—	—	—	—	—
<b>Community Transit Services</b>					
CCR 6730(d), 6731(d), and 6731.1	—	—	—	—	—
<b>Total STAF Expenditures</b>	<b>\$ —</b>	<b>\$ —</b>	<b>\$ —</b>	<b>\$ —</b>	<b>\$ 765,061</b>

**Table 6. Transportation Planning Agencies Annual Report — Fiscal Year 2006-07 — (continued)**  
**Schedule of Expenditures by Purpose Regarding the**  
**Local Transportation Funds and State Transit Assistance Funds**

Butte County  
Association of  
Governments —  
(continued)

**Butte — (continued)**

	City of Biggs	City of Chico	City of Gridley	City of Oroville	City of Paradise
<b>Local Transportation Fund Expenditures</b>					
<b>Administration</b>					
County Auditor PUC 99233.1	\$ —	\$ —	\$ —	\$ —	\$ —
TPA PUC 99233.1	—	—	—	—	—
<b>Planning</b>					
PUC 99233.2	—	—	—	—	—
PUC 99233.5(a)	—	—	—	—	—
PUC 99233.5(b)	—	—	—	—	—
<b>Pedestrian and Bicycle Facilities</b>					
PUC 99233.3, 99234	—	—	—	—	—
<b>Rail Service</b>					
PUC 99233.4, 99234.9	—	—	—	—	—
<b>Article 4.5</b>					
<b>Community Transit Services</b>					
PUC 99233.7, 99275	—	—	—	—	—
<b>Article 4</b>					
Planning PUC 99262	—	166,394	—	—	—
Transit PUC 99260(a)	—	1,209,687	57,630	—	—
Joint Powers Agencies PUC 99260.7	—	—	—	—	—
Railroad Corporations PUC 99260.5(a)	—	—	—	—	—
Other	—	—	—	—	—
<b>Article 8</b>					
Streets and Roads PUC 99400(a)	60,208	863,439	144,906	101,527	298,067
Pedestrians and Bicycles PUC 99400(a)	—	137,800	—	—	—
General Public PUC 99400(c)	—	—	—	113,397	100,459
Elderly and Handicapped PUC 99400(c)	—	—	—	246,475	499,445
Planning Contributions PUC 99402	—	244,408	—	—	—
Multimodal Terminal PUC 99400.5	—	—	—	—	—
Other	141	156,388	369	20,374	41,497
<b>Total LTF Expenditures</b>	<b>\$ 60,349</b>	<b>\$ 2,778,116</b>	<b>\$ 202,905</b>	<b>\$ 481,773</b>	<b>\$ 939,468</b>
<b>State Transit Assistance Fund Expenditures</b>					
<b>Article 4</b>					
Operating Costs CCR 6730(a)	\$ —	\$ —	\$ 37,997	\$ —	\$ —
Capital Costs CCR 6730(b)	—	—	—	—	—
Rail Services Subsidy CCR 6730(c)	—	—	—	—	—
Specialized Services CCR 6731(c)	—	—	—	—	—
Other	—	—	—	—	—
<b>Article 8</b>					
AMTRAK CCR 6731(a)	—	—	—	—	—
General Public CCR 6731(b)	6,129	536,527	12,393	36,165	37,611
Elderly and Handicapped CCR 6731(b)	—	195,630	—	78,607	186,987
Other	—	—	—	—	—
<b>Other Expenditures</b>					
Other Expenditures	—	—	—	—	—
<b>Community Transit Services</b>					
CCR 6730(d), 6731(d), and 6731.1	—	—	—	—	—
<b>Total STAF Expenditures</b>	<b>\$ 6,129</b>	<b>\$ 732,157</b>	<b>\$ 50,390</b>	<b>\$ 114,772</b>	<b>\$ 224,598</b>

**Table 6. Transportation Planning Agencies Annual Report — Fiscal Year 2006-07 — (continued)**  
**Schedule of Expenditures by Purpose Regarding the**  
**Local Transportation Funds and State Transit Assistance Funds**

	Butte County Association of Governments — (continued)	Calaveras County Local Transportation Commission				
	<b>Calaveras</b>					
	Total	Calaveras County Local Transportation Commission	Calaveras County	City of Angels	Total	
<b>Local Transportation Fund Expenditures</b>						
<b>Administration</b>						
County Auditor PUC 99233.1	\$ 3,500	\$ —	\$ —	\$ —	\$ —	\$ —
TPA PUC 99233.1	320,000	130,000	—	—	—	130,000
<b>Planning</b>						
PUC 99233.2	—	—	—	—	—	—
PUC 99233.5(a)	—	—	—	—	—	—
PUC 99233.5(b)	—	—	—	—	—	—
<b>Pedestrian and Bicycle Facilities</b>						
PUC 99233.3, 99234	—	—	—	—	—	—
<b>Rail Service</b>						
PUC 99233.4, 99234.9	—	—	—	—	—	—
<b>Article 4.5</b>						
<b>Community Transit Services</b>						
PUC 99233.7, 99275	—	—	—	—	—	—
<b>Article 4</b>						
Planning PUC 99262	166,394	—	—	—	—	—
Transit PUC 99260(a)	1,767,242	—	—	—	—	—
Joint Powers Agencies PUC 99260.7	—	—	—	—	—	—
Railroad Corporations PUC 99260.5(a)	—	—	—	—	—	—
Other	—	—	—	—	—	—
<b>Article 8</b>						
Streets and Roads PUC 99400(a)	4,057,060	—	—	20,119	—	20,119
Pedestrians and Bicycles PUC 99400(a)	137,800	—	—	—	—	—
General Public PUC 99400(c)	213,856	—	635,635	—	—	635,635
Elderly and Handicapped PUC 99400(c)	765,920	—	—	—	—	—
Planning Contributions PUC 99402	244,408	—	—	—	—	—
Multimodal Terminal PUC 99400.5	—	—	—	—	—	—
Other	282,475	—	—	—	—	—
<b>Total LTF Expenditures</b>	<b>\$ 7,958,655</b>	<b>\$ 130,000</b>	<b>\$ 635,635</b>	<b>\$ 20,119</b>	<b>\$ —</b>	<b>\$ 785,754</b>
<b>State Transit Assistance Fund Expenditures</b>						
<b>Article 4</b>						
Operating Costs CCR 6730(a)	\$ 37,997	\$ —	\$ 350,137	\$ —	\$ —	\$ 350,137
Capital Costs CCR 6730(b)	—	—	—	—	—	—
Rail Services Subsidy CCR 6730(c)	—	—	—	—	—	—
Specialized Services CCR 6731(c)	—	—	—	—	—	—
Other	—	—	—	—	—	—
<b>Article 8</b>						
AMTRAK CCR 6731(a)	—	—	—	—	—	—
General Public CCR 6731(b)	1,393,886	—	—	—	—	—
Elderly and Handicapped CCR 6731(b)	461,224	—	—	—	—	—
Other	—	—	—	—	—	—
<b>Other Expenditures</b>						
Other Expenditures	—	—	—	—	—	—
<b>Community Transit Services</b>						
CCR 6730(d), 6731(d), and 6731.1	—	—	—	—	—	—
<b>Total STAF Expenditures</b>	<b>\$ 1,893,107</b>	<b>\$ —</b>	<b>\$ 350,137</b>	<b>\$ —</b>	<b>\$ —</b>	<b>\$ 350,137</b>

**Table 6. Transportation Planning Agencies Annual Report — Fiscal Year 2006-07 — (continued)**  
**Schedule of Expenditures by Purpose Regarding the**  
**Local Transportation Funds and State Transit Assistance Funds**

	Colusa County Local Transportation Commission					
	<b>Colusa</b>					
	Colusa County Local Transportation Commission	Colusa County	City of Colusa	City of Williams	Total	
<b>Local Transportation Fund Expenditures</b>						
<b>Administration</b>						
County Auditor PUC 99233.1	\$ —	\$ —	\$ —	\$ —	\$ —	\$ —
TPA PUC 99233.1	2,153	—	—	—	—	2,153
<b>Planning</b>						
PUC 99233.2	—	—	—	—	—	—
PUC 99233.5(a)	—	—	—	—	—	—
PUC 99233.5(b)	—	—	—	—	—	—
<b>Pedestrian and Bicycle Facilities</b>						
PUC 99233.3, 99234	—	—	—	—	—	—
<b>Rail Service</b>						
PUC 99233.4, 99234.9	—	—	—	—	—	—
<b>Article 4.5</b>						
<b>Community Transit Services</b>						
PUC 99233.7, 99275	—	—	—	—	—	—
<b>Article 4</b>						
Planning PUC 99262	—	—	—	—	—	—
Transit PUC 99260(a)	—	218,736	113,743	104,994	—	437,473
Joint Powers Agencies PUC 99260.7	—	—	—	—	—	—
Railroad Corporations PUC 99260.5(a)	—	—	—	—	—	—
Other	—	—	—	—	—	—
<b>Article 8</b>						
Streets and Roads PUC 99400(a)	—	222,131	—	—	—	222,131
Pedestrians and Bicycles PUC 99400(a)	—	—	—	—	—	—
General Public PUC 99400(c)	—	—	—	—	—	—
Elderly and Handicapped PUC 99400(c)	—	—	—	—	—	—
Planning Contributions PUC 99402	—	—	—	—	—	—
Multimodal Terminal PUC 99400.5	—	—	—	—	—	—
Other	—	—	—	—	—	—
<b>Total LTF Expenditures</b>	<b>\$ 2,153</b>	<b>\$ 440,867</b>	<b>\$ 113,743</b>	<b>\$ 104,994</b>	<b>\$ —</b>	<b>\$ 661,757</b>
<b>State Transit Assistance Fund Expenditures</b>						
<b>Article 4</b>						
Operating Costs CCR 6730(a)	\$ —	\$ 20,000	\$ 10,400	\$ 9,600	\$ —	\$ 40,000
Capital Costs CCR 6730(b)	—	—	—	—	—	—
Rail Services Subsidy CCR 6730(c)	—	—	—	—	—	—
Specialized Services CCR 6731(c)	—	—	—	—	—	—
Other	—	—	—	—	—	—
<b>Article 8</b>						
AMTRAK CCR 6731(a)	—	—	—	—	—	—
General Public CCR 6731(b)	—	—	—	—	—	—
Elderly and Handicapped CCR 6731(b)	—	—	—	—	—	—
Other	—	—	—	—	—	—
<b>Other Expenditures</b>						
Other Expenditures	—	—	—	—	—	—
<b>Community Transit Services</b>						
CCR 6730(d), 6731(d), and 6731.1	—	—	—	—	—	—
<b>Total STAF Expenditures</b>	<b>\$ —</b>	<b>\$ 20,000</b>	<b>\$ 10,400</b>	<b>\$ 9,600</b>	<b>\$ —</b>	<b>\$ 40,000</b>

**Table 6. Transportation Planning Agencies Annual Report — Fiscal Year 2006-07 — (continued)**  
**Schedule of Expenditures by Purpose Regarding the**  
**Local Transportation Funds and State Transit Assistance Funds**

	Del Norte County Local Transportation Commission					
	<b>Del Norte</b>					
	Del Norte County Local Transportation Commission	Del Norte County	Consolidated Transportation Planning Agency	Redwood Coast Transit Authority	Total	
<b>Local Transportation Fund Expenditures</b>						
<b>Administration</b>						
County Auditor PUC 99233.1	\$ —	\$ —	\$ —	\$ —	\$ —	
TPA PUC 99233.1	46,406	—	—	—	46,406	
<b>Planning</b>						
PUC 99233.2	—	—	—	—	—	
PUC 99233.5(a)	—	—	—	—	—	
PUC 99233.5(b)	—	—	—	—	—	
<b>Pedestrian and Bicycle Facilities</b>						
PUC 99233.3, 99234	—	33,717	—	—	33,717	
<b>Rail Service</b>						
PUC 99233.4, 99234.9	—	—	—	—	—	
<b>Article 4.5</b>						
<b>Community Transit Services</b>						
PUC 99233.7, 99275	—	—	32,606	—	32,606	
<b>Article 4</b>						
Planning PUC 99262	—	—	—	—	—	
Transit PUC 99260(a)	—	—	—	—	—	
Joint Powers Agencies PUC 99260.7	—	—	—	—	—	
Railroad Corporations PUC 99260.5(a)	—	—	—	—	—	
Other	—	—	—	—	—	
<b>Article 8</b>						
Streets and Roads PUC 99400(a)	—	—	—	—	—	
Pedestrians and Bicycles PUC 99400(a)	—	—	—	—	—	
General Public PUC 99400(c)	—	—	—	506,876	506,876	
Elderly and Handicapped PUC 99400(c)	—	—	—	—	—	
Planning Contributions PUC 99402	—	—	—	—	—	
Multimodal Terminal PUC 99400.5	—	—	—	—	—	
Other	—	—	—	—	—	
<b>Total LTF Expenditures</b>	<b>\$ 46,406</b>	<b>\$ 33,717</b>	<b>\$ 32,606</b>	<b>\$ 506,876</b>	<b>\$ 619,605</b>	
<b>State Transit Assistance Fund Expenditures</b>						
<b>Article 4</b>						
Operating Costs CCR 6730(a)	\$ —	\$ —	\$ —	\$ —	\$ —	
Capital Costs CCR 6730(b)	—	—	—	—	—	
Rail Services Subsidy CCR 6730(c)	—	—	—	—	—	
Specialized Services CCR 6731(c)	—	—	—	—	—	
Other	—	—	—	—	—	
<b>Article 8</b>						
AMTRAK CCR 6731(a)	—	—	—	—	—	
General Public CCR 6731(b)	—	92,198	—	—	92,198	
Elderly and Handicapped CCR 6731(b)	—	—	—	—	—	
Other	—	—	—	—	—	
<b>Other Expenditures</b>						
Other Expenditures	—	—	—	—	—	
<b>Community Transit Services</b>						
CCR 6730(d), 6731(d), and 6731.1	—	—	—	—	—	
<b>Total STAF Expenditures</b>	<b>\$ —</b>	<b>\$ 92,198</b>	<b>\$ —</b>	<b>\$ —</b>	<b>\$ 92,198</b>	

**Table 6. Transportation Planning Agencies Annual Report — Fiscal Year 2006-07 — (continued)**  
**Schedule of Expenditures by Purpose Regarding the**  
**Local Transportation Funds and State Transit Assistance Funds**

	El Dorado County Local Transportation Commission					
	<b>El Dorado</b>					
	El Dorado County Local Transportation Commission	El Dorado County	City of Placerville	El Dorado County Joint Transit Agency	Total	
<b>Local Transportation Fund Expenditures</b>						
<b>Administration</b>						
County Auditor PUC 99233.1	\$ —	\$ 3,199	\$ —	\$ —	\$ 3,199	
TPA PUC 99233.1	182,374	—	—	—	182,374	
<b>Planning</b>						
PUC 99233.2	188,597	—	—	—	188,597	
PUC 99233.5(a)	—	—	—	—	—	
PUC 99233.5(b)	—	—	—	—	—	
<b>Pedestrian and Bicycle Facilities</b>						
PUC 99233.3, 99234	—	—	—	—	—	
<b>Rail Service</b>						
PUC 99233.4, 99234.9	—	—	—	—	—	
<b>Article 4.5</b>						
<b>Community Transit Services</b>						
PUC 99233.7, 99275	—	—	—	—	—	
<b>Article 4</b>						
Planning PUC 99262	—	—	—	—	—	
Transit PUC 99260(a)	—	—	—	3,965,013	3,965,013	
Joint Powers Agencies PUC 99260.7	—	—	—	—	—	
Railroad Corporations PUC 99260.5(a)	—	—	—	—	—	
Other	—	—	—	—	—	
<b>Article 8</b>						
Streets and Roads PUC 99400(a)	—	259,589	20,936	—	280,525	
Pedestrians and Bicycles PUC 99400(a)	—	—	—	—	—	
General Public PUC 99400(c)	—	—	—	—	—	
Elderly and Handicapped PUC 99400(c)	—	—	—	—	—	
Planning Contributions PUC 99402	—	—	—	—	—	
Multimodal Terminal PUC 99400.5	—	—	—	—	—	
Other	—	—	—	—	—	
<b>Total LTF Expenditures</b>	<b>\$ 370,971</b>	<b>\$ 262,788</b>	<b>\$ 20,936</b>	<b>\$ 3,965,013</b>	<b>\$ 4,619,708</b>	
<b>State Transit Assistance Fund Expenditures</b>						
<b>Article 4</b>						
Operating Costs CCR 6730(a)	\$ —	\$ —	\$ —	\$ —	\$ —	
Capital Costs CCR 6730(b)	—	—	—	1,768,000	1,768,000	
Rail Services Subsidy CCR 6730(c)	—	—	—	—	—	
Specialized Services CCR 6731(c)	—	—	—	—	—	
Other	—	—	—	—	—	
<b>Article 8</b>						
AMTRAK CCR 6731(a)	—	—	—	—	—	
General Public CCR 6731(b)	—	—	—	—	—	
Elderly and Handicapped CCR 6731(b)	—	—	—	—	—	
Other	—	—	—	—	—	
<b>Other Expenditures</b>						
Other Expenditures	—	—	—	—	—	
<b>Community Transit Services</b>						
CCR 6730(d), 6731(d), and 6731.1	—	—	—	—	—	
<b>Total STAF Expenditures</b>	<b>\$ —</b>	<b>\$ —</b>	<b>\$ —</b>	<b>\$ 1,768,000</b>	<b>\$ 1,768,000</b>	



**Table 6. Transportation Planning Agencies Annual Report — Fiscal Year 2006-07 — (continued)**  
**Schedule of Expenditures by Purpose Regarding the**  
**Local Transportation Funds and State Transit Assistance Funds**

	Tahoe Regional Planning Agency		El Dorado		Placer	
	Tahoe Regional Planning Agency	El Dorado County	City of South Lake Tahoe	Total	Tahoe Regional Planning Agency	
<b>Local Transportation Fund Expenditures</b>						
<b>Administration</b>						
County Auditor PUC 99233.1	\$ —	\$ 801	\$ —	\$ 801	\$ —	
TPA PUC 99233.1	15,100	—	—	15,100	11,800	
<b>Planning</b>						
PUC 99233.2	24,300	—	—	24,300	16,800	
PUC 99233.5(a)	—	—	—	—	—	
PUC 99233.5(b)	—	—	—	—	—	
<b>Pedestrian and Bicycle Facilities</b>						
PUC 99233.3, 99234	—	—	—	—	—	
<b>Rail Service</b>						
PUC 99233.4, 99234.9	—	—	—	—	—	
<b>Article 4.5</b>						
<b>Community Transit Services</b>						
PUC 99233.7, 99275	—	—	—	—	—	
<b>Article 4</b>						
Planning PUC 99262	—	—	—	—	—	
Transit PUC 99260(a)	—	59,762	776,296	836,058	—	
Joint Powers Agencies PUC 99260.7	—	—	—	—	—	
Railroad Corporations PUC 99260.5(a)	—	—	—	—	—	
Other	—	—	—	—	—	
<b>Article 8</b>						
Streets and Roads PUC 99400(a)	—	—	—	—	—	
Pedestrians and Bicycles PUC 99400(a)	—	—	—	—	—	
General Public PUC 99400(c)	—	—	—	—	—	
Elderly and Handicapped PUC 99400(c)	—	—	—	—	—	
Planning Contributions PUC 99402	—	—	—	—	—	
Multimodal Terminal PUC 99400.5	—	—	—	—	—	
Other	—	—	—	—	—	
<b>Total LTF Expenditures</b>	<u>\$ 39,400</u>	<u>\$ 60,563</u>	<u>\$ 776,296</u>	<u>\$ 876,259</u>	<u>\$ 28,600</u>	
<b>State Transit Assistance Fund Expenditures</b>						
<b>Article 4</b>						
Operating Costs CCR 6730(a)	\$ —	\$ 261,515	\$ 261,519	\$ 523,034	\$ —	
Capital Costs CCR 6730(b)	—	—	—	—	—	
Rail Services Subsidy CCR 6730(c)	—	—	—	—	—	
Specialized Services CCR 6731(c)	—	—	—	—	—	
Other	—	—	—	—	—	
<b>Article 8</b>						
AMTRAK CCR 6731(a)	—	—	—	—	—	
General Public CCR 6731(b)	—	—	—	—	—	
Elderly and Handicapped CCR 6731(b)	—	—	—	—	—	
Other	—	—	—	—	—	
<b>Other Expenditures</b>						
Other Expenditures	—	—	—	—	—	
<b>Community Transit Services</b>						
CCR 6730(d), 6731(d), and 6731.1	—	—	—	—	—	
<b>Total STAF Expenditures</b>	<u>\$ —</u>	<u>\$ 261,515</u>	<u>\$ 261,519</u>	<u>\$ 523,034</u>	<u>\$ —</u>	

**Table 6. Transportation Planning Agencies Annual Report — Fiscal Year 2006-07 — (continued)**  
**Schedule of Expenditures by Purpose Regarding the**  
**Local Transportation Funds and State Transit Assistance Funds**

	Tahoe Regional Planning Agency — (continued)		Fresno County Council of Governments		
	Placer — (continued)		Fresno		
	Placer County	Total	Total	Fresno County Council of Governments	Fresno County
<b>Local Transportation Fund Expenditures</b>					
<b>Administration</b>					
County Auditor PUC 99233.1	\$ 282	\$ 282	\$ 1,083	\$ —	\$ —
TPA PUC 99233.1	—	11,800	26,900	—	—
<b>Planning</b>					
PUC 99233.2	—	16,800	41,100	—	—
PUC 99233.5(a)	—	—	—	—	—
PUC 99233.5(b)	—	—	—	—	—
<b>Pedestrian and Bicycle Facilities</b>					
PUC 99233.3, 99234	—	—	—	—	109,314
<b>Rail Service</b>					
PUC 99233.4, 99234.9	—	—	—	—	—
<b>Article 4.5</b>					
<b>Community Transit Services</b>					
PUC 99233.7, 99275	—	—	—	—	—
<b>Article 4</b>					
Planning PUC 99262	—	—	—	—	—
Transit PUC 99260(a)	872,171	872,171	1,708,229	—	—
Joint Powers Agencies PUC 99260.7	—	—	—	—	—
Railroad Corporations PUC 99260.5(a)	—	—	—	—	—
Other	—	—	—	—	—
<b>Article 8</b>					
Streets and Roads PUC 99400(a)	—	—	—	—	4,865,882
Pedestrians and Bicycles PUC 99400(a)	—	—	—	—	—
General Public PUC 99400(c)	—	—	—	—	—
Elderly and Handicapped PUC 99400(c)	—	—	—	—	—
Planning Contributions PUC 99402	—	—	—	959,206	—
Multimodal Terminal PUC 99400.5	—	—	—	—	—
Other	—	—	—	—	—
<b>Total LTF Expenditures</b>	<b>\$ 872,453</b>	<b>\$ 901,053</b>	<b>\$ 1,777,312</b>	<b>\$ 959,206</b>	<b>\$ 4,975,196</b>
<b>State Transit Assistance Fund Expenditures</b>					
<b>Article 4</b>					
Operating Costs CCR 6730(a)	\$ 261,519	\$ 261,519	\$ 784,553	\$ —	\$ —
Capital Costs CCR 6730(b)	—	—	—	—	—
Rail Services Subsidy CCR 6730(c)	—	—	—	—	—
Specialized Services CCR 6731(c)	—	—	—	—	—
Other	—	—	—	—	—
<b>Article 8</b>					
AMTRAK CCR 6731(a)	—	—	—	—	—
General Public CCR 6731(b)	—	—	—	—	—
Elderly and Handicapped CCR 6731(b)	—	—	—	—	—
Other	—	—	—	—	—
<b>Other Expenditures</b>					
Other Expenditures	—	—	—	—	—
<b>Community Transit Services</b>					
CCR 6730(d), 6731(d), and 6731.1	—	—	—	—	—
<b>Total STAF Expenditures</b>	<b>\$ 261,519</b>	<b>\$ 261,519</b>	<b>\$ 784,553</b>	<b>\$ —</b>	<b>\$ —</b>

**Table 6. Transportation Planning Agencies Annual Report — Fiscal Year 2006-07 — (continued)**  
**Schedule of Expenditures by Purpose Regarding the**  
**Local Transportation Funds and State Transit Assistance Funds**

Fresno County Council  
of Governments —  
(continued)

**Fresno — (continued)**

	City of Clovis	City of Coalinga	City of Firebaugh	City of Fowler	City of Fresno
<b>Local Transportation Fund Expenditures</b>					
<b>Administration</b>					
County Auditor PUC 99233.1	\$ —	\$ —	\$ —	\$ —	\$ —
TPA PUC 99233.1	—	—	—	—	—
<b>Planning</b>					
PUC 99233.2	—	—	—	—	—
PUC 99233.5(a)	—	—	—	—	—
PUC 99233.5(b)	—	—	—	—	—
<b>Pedestrian and Bicycle Facilities</b>					
PUC 99233.3, 99234	56,649	10,802	4,227	3,058	297,015
<b>Rail Service</b>					
PUC 99233.4, 99234.9	—	—	—	—	—
<b>Article 4.5</b>					
<b>Community Transit Services</b>					
PUC 99233.7, 99275	138,789	—	—	—	—
<b>Article 4</b>					
Planning PUC 99262	—	—	—	—	—
Transit PUC 99260(a)	1,979,816	—	—	—	16,278,770
Joint Powers Agencies PUC 99260.7	—	—	—	—	—
Railroad Corporations PUC 99260.5(a)	—	—	—	—	—
Other	—	—	—	—	—
<b>Article 8</b>					
Streets and Roads PUC 99400(a)	763,089	544,012	118,578	61,942	—
Pedestrians and Bicycles PUC 99400(a)	—	—	—	—	—
General Public PUC 99400(c)	—	—	—	—	—
Elderly and Handicapped PUC 99400(c)	—	—	—	—	—
Planning Contributions PUC 99402	—	—	—	—	—
Multimodal Terminal PUC 99400.5	—	—	—	—	—
Other	—	—	—	—	—
<b>Total LTF Expenditures</b>	<b>\$ 2,938,343</b>	<b>\$ 554,814</b>	<b>\$ 122,805</b>	<b>\$ 65,000</b>	<b>\$ 16,575,785</b>
<b>State Transit Assistance Fund Expenditures</b>					
<b>Article 4</b>					
Operating Costs CCR 6730(a)	\$ 6,836	\$ —	\$ —	\$ —	\$ 915,735
Capital Costs CCR 6730(b)	—	—	—	—	—
Rail Services Subsidy CCR 6730(c)	—	—	—	—	—
Specialized Services CCR 6731(c)	—	—	—	—	—
Other	—	—	—	—	—
<b>Article 8</b>					
AMTRAK CCR 6731(a)	—	—	—	—	—
General Public CCR 6731(b)	760,919	—	—	—	4,896,499
Elderly and Handicapped CCR 6731(b)	—	—	—	—	—
Other	—	—	—	—	—
<b>Other Expenditures</b>					
Other Expenditures	—	—	—	—	—
<b>Community Transit Services</b>					
CCR 6730(d), 6731(d), and 6731.1	—	—	—	—	—
<b>Total STAF Expenditures</b>	<b>\$ 767,755</b>	<b>\$ —</b>	<b>\$ —</b>	<b>\$ —</b>	<b>\$ 5,812,234</b>

**Table 6. Transportation Planning Agencies Annual Report — Fiscal Year 2006-07 — (continued)**  
**Schedule of Expenditures by Purpose Regarding the**  
**Local Transportation Funds and State Transit Assistance Funds**

Fresno County Council  
of Governments —  
(continued)

Fresno — (continued)

	City of Huron	City of Kerman	City of Kingsburg	City of Mendota	City of Orange Cove
<b>Local Transportation Fund Expenditures</b>					
<b>Administration</b>					
County Auditor PUC 99233.1	\$ —	\$ —	\$ —	\$ —	\$ —
TPA PUC 99233.1	—	—	—	—	—
<b>Planning</b>					
PUC 99233.2	—	—	—	—	—
PUC 99233.5(a)	—	—	—	—	—
PUC 99233.5(b)	—	—	—	—	—
<b>Pedestrian and Bicycle Facilities</b>					
PUC 99233.3, 99234	4,626	7,958	7,085	5,529	6,072
<b>Rail Service</b>					
PUC 99233.4, 99234.9	—	—	—	—	—
<b>Article 4.5</b>					
<b>Community Transit Services</b>					
PUC 99233.7, 99275	—	—	—	—	—
<b>Article 4</b>					
Planning PUC 99262	—	—	—	—	—
Transit PUC 99260(a)	—	—	—	—	—
Joint Powers Agencies PUC 99260.7	—	—	—	—	—
Railroad Corporations PUC 99260.5(a)	—	—	—	—	—
Other	—	—	—	—	—
<b>Article 8</b>					
Streets and Roads PUC 99400(a)	120,803	345,087	186,936	198,663	237,486
Pedestrians and Bicycles PUC 99400(a)	—	—	—	—	—
General Public PUC 99400(c)	—	—	—	—	—
Elderly and Handicapped PUC 99400(c)	—	—	—	—	—
Planning Contributions PUC 99402	—	—	—	—	—
Multimodal Terminal PUC 99400.5	—	—	—	—	—
Other	—	—	—	—	—
<b>Total LTF Expenditures</b>	<b>\$ 125,429</b>	<b>\$ 353,045</b>	<b>\$ 194,021</b>	<b>\$ 204,192</b>	<b>\$ 243,558</b>
<b>State Transit Assistance Fund Expenditures</b>					
<b>Article 4</b>					
Operating Costs CCR 6730(a)	\$ —	\$ —	\$ —	\$ —	\$ —
Capital Costs CCR 6730(b)	—	—	—	—	—
Rail Services Subsidy CCR 6730(c)	—	—	—	—	—
Specialized Services CCR 6731(c)	—	—	—	—	—
Other	—	—	—	—	—
<b>Article 8</b>					
AMTRAK CCR 6731(a)	—	—	—	—	—
General Public CCR 6731(b)	—	—	—	—	—
Elderly and Handicapped CCR 6731(b)	—	—	—	—	—
Other	—	—	—	—	—
<b>Other Expenditures</b>					
Other Expenditures	—	—	—	—	—
<b>Community Transit Services</b>					
CCR 6730(d), 6731(d), and 6731.1	—	—	—	—	—
<b>Total STAF Expenditures</b>	<b>\$ —</b>	<b>\$ —</b>	<b>\$ —</b>	<b>\$ —</b>	<b>\$ —</b>

**Table 6. Transportation Planning Agencies Annual Report — Fiscal Year 2006-07 — (continued)**  
**Schedule of Expenditures by Purpose Regarding the**  
**Local Transportation Funds and State Transit Assistance Funds**

Fresno County Council  
of Governments —  
(continued)

**Fresno — (continued)**

	City of Parlier	City of Reedley	City of San Joaquin	City of Sanger	City of Selma
<b>Local Transportation Fund Expenditures</b>					
<b>Administration</b>					
County Auditor PUC 99233.1	\$ —	\$ —	\$ —	\$ —	\$ —
TPA PUC 99233.1	—	—	—	—	—
<b>Planning</b>					
PUC 99233.2	—	—	—	—	—
PUC 99233.5(a)	—	—	—	—	—
PUC 99233.5(b)	—	—	—	—	—
<b>Pedestrian and Bicycle Facilities</b>					
PUC 99233.3, 99234	8,123	14,704	2,360	14,692	14,446
<b>Rail Service</b>					
PUC 99233.4, 99234.9	—	—	—	—	—
<b>Article 4.5</b>					
<b>Community Transit Services</b>					
PUC 99233.7, 99275	—	—	—	—	—
<b>Article 4</b>					
Planning PUC 99262	—	—	—	—	—
Transit PUC 99260(a)	—	—	—	—	—
Joint Powers Agencies PUC 99260.7	—	—	—	—	—
Railroad Corporations PUC 99260.5(a)	—	—	—	—	—
Other	—	—	—	—	—
<b>Article 8</b>					
Streets and Roads PUC 99400(a)	348,295	572,861	77,232	539,184	257,889
Pedestrians and Bicycles PUC 99400(a)	—	—	—	—	—
General Public PUC 99400(c)	—	—	—	—	—
Elderly and Handicapped PUC 99400(c)	—	—	—	—	—
Planning Contributions PUC 99402	—	—	—	—	—
Multimodal Terminal PUC 99400.5	—	—	—	—	—
Other	—	—	—	—	—
<b>Total LTF Expenditures</b>	<b>\$ 356,418</b>	<b>\$ 587,565</b>	<b>\$ 79,592</b>	<b>\$ 553,876</b>	<b>\$ 272,335</b>
<b>State Transit Assistance Fund Expenditures</b>					
<b>Article 4</b>					
Operating Costs CCR 6730(a)	\$ —	\$ —	\$ —	\$ —	\$ —
Capital Costs CCR 6730(b)	—	—	—	—	—
Rail Services Subsidy CCR 6730(c)	—	—	—	—	—
Specialized Services CCR 6731(c)	—	—	—	—	—
Other	—	—	—	—	—
<b>Article 8</b>					
AMTRAK CCR 6731(a)	—	—	—	—	—
General Public CCR 6731(b)	—	—	—	—	—
Elderly and Handicapped CCR 6731(b)	—	—	—	—	—
Other	—	—	—	—	—
<b>Other Expenditures</b>					
Other Expenditures	—	—	—	—	—
<b>Community Transit Services</b>					
CCR 6730(d), 6731(d), and 6731.1	—	—	—	—	—
<b>Total STAF Expenditures</b>	<b>\$ —</b>	<b>\$ —</b>	<b>\$ —</b>	<b>\$ —</b>	<b>\$ —</b>

**Table 6. Transportation Planning Agencies Annual Report — Fiscal Year 2006-07 — (continued)**  
**Schedule of Expenditures by Purpose Regarding the**  
**Local Transportation Funds and State Transit Assistance Funds**

	Fresno County Council of Governments — (continued)			Glenn County Local Transportation Commission	
	Fresno — (continued)			Glenn	
	Fresno County Economic Opportunities Commission	Fresno County Rural Transit Agency	Total	Glenn County Local Transportation Commission	Glenn County
<b>Local Transportation Fund Expenditures</b>					
<b>Administration</b>					
County Auditor PUC 99233.1	\$ —	\$ —	\$ —	\$ —	\$ —
TPA PUC 99233.1	—	—	—	25,068	—
<b>Planning</b>					
PUC 99233.2	—	—	—	—	—
PUC 99233.5(a)	—	—	—	—	—
PUC 99233.5(b)	—	—	—	—	—
<b>Pedestrian and Bicycle Facilities</b>					
PUC 99233.3, 99234	—	—	566,660	—	—
<b>Rail Service</b>					
PUC 99233.4, 99234.9	—	—	—	—	—
<b>Article 4.5</b>					
<b>Community Transit Services</b>					
PUC 99233.7, 99275	1,249,528	—	1,388,317	—	—
<b>Article 4</b>					
Planning PUC 99262	—	—	—	—	—
Transit PUC 99260(a)	—	978,155	19,236,741	—	—
Joint Powers Agencies PUC 99260.7	—	—	—	—	—
Railroad Corporations PUC 99260.5(a)	—	—	—	—	—
Other	—	—	—	—	—
<b>Article 8</b>					
Streets and Roads PUC 99400(a)	—	—	9,237,939	—	—
Pedestrians and Bicycles PUC 99400(a)	—	—	—	—	—
General Public PUC 99400(c)	—	—	—	—	—
Elderly and Handicapped PUC 99400(c)	—	—	—	—	—
Planning Contributions PUC 99402	—	—	959,206	—	—
Multimodal Terminal PUC 99400.5	—	—	—	—	—
Other	—	—	—	—	—
<b>Total LTF Expenditures</b>	<b>\$ 1,249,528</b>	<b>\$ 978,155</b>	<b>\$ 31,388,863</b>	<b>\$ 25,068</b>	<b>\$ —</b>
<b>State Transit Assistance Fund Expenditures</b>					
<b>Article 4</b>					
Operating Costs CCR 6730(a)	\$ —	\$ 49,408	\$ 971,979	\$ —	\$ —
Capital Costs CCR 6730(b)	—	—	—	—	—
Rail Services Subsidy CCR 6730(c)	—	—	—	—	—
Specialized Services CCR 6731(c)	—	—	—	—	—
Other	—	—	—	—	—
<b>Article 8</b>					
AMTRAK CCR 6731(a)	—	—	—	—	—
General Public CCR 6731(b)	—	2,238,667	7,896,085	—	242,682
Elderly and Handicapped CCR 6731(b)	—	—	—	—	—
Other	—	—	—	—	—
<b>Other Expenditures</b>					
Other Expenditures	—	—	—	—	—
<b>Community Transit Services</b>					
CCR 6730(d), 6731(d), and 6731.1	—	—	—	—	—
<b>Total STAF Expenditures</b>	<b>\$ —</b>	<b>\$ 2,288,075</b>	<b>\$ 8,868,064</b>	<b>\$ —</b>	<b>\$ 242,682</b>

**Table 6. Transportation Planning Agencies Annual Report — Fiscal Year 2006-07 — (continued)**  
**Schedule of Expenditures by Purpose Regarding the**  
**Local Transportation Funds and State Transit Assistance Funds**

	Glenn County Local Transportation Commission — (continued)			Humboldt County Association of Governments		
	Glenn — (continued)			Humboldt		
	City of Willows	Glenn County Transit	Total	Humboldt County Association of Governments	Humboldt County	
<b>Local Transportation Fund Expenditures</b>						
<b>Administration</b>						
County Auditor PUC 99233.1	\$ —	\$ —	\$ —	\$ —	\$ —	\$ —
TPA PUC 99233.1	—	—	25,068	180,000	—	—
<b>Planning</b>						
PUC 99233.2	—	—	—	—	—	—
PUC 99233.5(a)	—	—	—	—	—	—
PUC 99233.5(b)	—	—	—	—	—	—
<b>Pedestrian and Bicycle Facilities</b>						
PUC 99233.3, 99234	—	—	—	—	—	—
<b>Rail Service</b>						
PUC 99233.4, 99234.9	—	—	—	—	—	—
<b>Article 4.5</b>						
<b>Community Transit Services</b>						
PUC 99233.7, 99275	—	—	—	—	—	—
<b>Article 4</b>						
Planning PUC 99262	—	—	—	—	—	—
Transit PUC 99260(a)	—	—	—	—	—	—
Joint Powers Agencies PUC 99260.7	—	—	—	—	—	—
Railroad Corporations PUC 99260.5(a)	—	—	—	—	—	—
Other	—	—	—	—	—	—
<b>Article 8</b>						
Streets and Roads PUC 99400(a)	215,332	—	215,332	—	—	—
Pedestrians and Bicycles PUC 99400(a)	—	—	—	—	—	—
General Public PUC 99400(c)	—	301,455	301,455	—	—	—
Elderly and Handicapped PUC 99400(c)	—	337,464	337,464	—	—	—
Planning Contributions PUC 99402	—	—	—	—	—	—
Multimodal Terminal PUC 99400.5	—	—	—	—	—	—
Other	—	—	—	—	—	—
<b>Total LTF Expenditures</b>	<b>\$ 215,332</b>	<b>\$ 638,919</b>	<b>\$ 879,319</b>	<b>\$ 180,000</b>	<b>\$ —</b>	<b>\$ —</b>
<b>State Transit Assistance Fund Expenditures</b>						
<b>Article 4</b>						
Operating Costs CCR 6730(a)	\$ —	\$ —	\$ —	\$ —	\$ —	\$ —
Capital Costs CCR 6730(b)	—	—	—	—	—	5,000
Rail Services Subsidy CCR 6730(c)	—	—	—	—	—	—
Specialized Services CCR 6731(c)	—	—	—	—	—	—
Other	—	—	—	—	—	—
<b>Article 8</b>						
AMTRAK CCR 6731(a)	—	—	—	—	—	—
General Public CCR 6731(b)	—	—	242,682	—	—	—
Elderly and Handicapped CCR 6731(b)	—	—	—	—	—	—
Other	—	—	—	—	—	—
<b>Other Expenditures</b>						
Other Expenditures	—	—	—	—	—	—
<b>Community Transit Services</b>						
CCR 6730(d), 6731(d), and 6731.1	—	—	—	—	—	—
<b>Total STAF Expenditures</b>	<b>\$ —</b>	<b>\$ —</b>	<b>\$ 242,682</b>	<b>\$ —</b>	<b>\$ 5,000</b>	<b>\$ —</b>

**Table 6. Transportation Planning Agencies Annual Report — Fiscal Year 2006-07 — (continued)**  
**Schedule of Expenditures by Purpose Regarding the**  
**Local Transportation Funds and State Transit Assistance Funds**

Humboldt County  
 Association of  
 Governments —  
 (continued)

**Humboldt — (continued)**

	City of Arcata	City of Blue Lake	City of Eureka	City of Ferndale	City of Fortuna
<b>Local Transportation Fund Expenditures</b>					
<b>Administration</b>					
County Auditor PUC 99233.1	\$ —	\$ —	\$ —	\$ —	\$ —
TPA PUC 99233.1	—	—	—	—	—
<b>Planning</b>					
PUC 99233.2	—	—	—	—	—
PUC 99233.5(a)	—	—	—	—	—
PUC 99233.5(b)	—	—	—	—	—
<b>Pedestrian and Bicycle Facilities</b>					
PUC 99233.3, 99234	—	—	—	—	—
<b>Rail Service</b>					
PUC 99233.4, 99234.9	—	—	—	—	—
<b>Article 4.5</b>					
<b>Community Transit Services</b>					
PUC 99233.7, 99275	—	—	—	—	—
<b>Article 4</b>					
Planning PUC 99262	—	—	—	—	—
Transit PUC 99260(a)	475,000	—	—	—	76,176
Joint Powers Agencies PUC 99260.7	58,000	—	—	—	97,212
Railroad Corporations PUC 99260.5(a)	—	—	—	—	—
Other	—	—	—	—	—
<b>Article 8</b>					
Streets and Roads PUC 99400(a)	—	4,580	—	44,145	166,358
Pedestrians and Bicycles PUC 99400(a)	—	—	—	—	6,934
General Public PUC 99400(c)	—	—	—	—	—
Elderly and Handicapped PUC 99400(c)	—	31,870	—	—	—
Planning Contributions PUC 99402	—	—	—	—	—
Multimodal Terminal PUC 99400.5	—	—	—	—	—
Other	—	—	—	—	—
<b>Total LTF Expenditures</b>	<b>\$ 533,000</b>	<b>\$ 36,450</b>	<b>\$ —</b>	<b>\$ 44,145</b>	<b>\$ 346,680</b>
<b>State Transit Assistance Fund Expenditures</b>					
<b>Article 4</b>					
Operating Costs CCR 6730(a)	\$ —	\$ 5,000	\$ 55,600	\$ —	\$ —
Capital Costs CCR 6730(b)	46,171	—	—	—	—
Rail Services Subsidy CCR 6730(c)	—	—	—	—	—
Specialized Services CCR 6731(c)	—	—	—	—	—
Other	—	—	—	—	—
<b>Article 8</b>					
AMTRAK CCR 6731(a)	—	—	—	—	—
General Public CCR 6731(b)	—	—	—	—	—
Elderly and Handicapped CCR 6731(b)	—	—	—	—	—
Other	—	—	—	—	—
<b>Other Expenditures</b>					
Other Expenditures	—	—	—	—	—
<b>Community Transit Services</b>					
CCR 6730(d), 6731(d), and 6731.1	—	—	—	—	—
<b>Total STAF Expenditures</b>	<b>\$ 46,171</b>	<b>\$ 5,000</b>	<b>\$ 55,600</b>	<b>\$ —</b>	<b>\$ —</b>



**Table 6. Transportation Planning Agencies Annual Report — Fiscal Year 2006-07 — (continued)**  
**Schedule of Expenditures by Purpose Regarding the**  
**Local Transportation Funds and State Transit Assistance Funds**

Humboldt County  
 Association of  
 Governments —  
 (continued)

**Humboldt — (continued)**

	City of Rio Dell	City of Trinidad	Humboldt Community Access and Resource Center	Humboldt Transit Authority	Total
<b>Local Transportation Fund Expenditures</b>					
<b>Administration</b>					
County Auditor PUC 99233.1	\$ —	\$ —	\$ —	\$ —	\$ —
TPA PUC 99233.1	—	—	—	—	180,000
<b>Planning</b>					
PUC 99233.2	—	—	—	—	—
PUC 99233.5(a)	—	—	—	—	—
PUC 99233.5(b)	—	—	—	—	—
<b>Pedestrian and Bicycle Facilities</b>					
PUC 99233.3, 99234	—	—	—	65,000	65,000
<b>Rail Service</b>					
PUC 99233.4, 99234.9	—	—	—	—	—
<b>Article 4.5</b>					
<b>Community Transit Services</b>					
PUC 99233.7, 99275	—	—	—	—	—
<b>Article 4</b>					
Planning PUC 99262	—	—	—	—	—
Transit PUC 99260(a)	26,091	3,727	—	759,904	1,340,898
Joint Powers Agencies PUC 99260.7	—	—	—	398,817	554,029
Railroad Corporations PUC 99260.5(a)	—	—	—	—	—
Other	—	—	—	—	—
<b>Article 8</b>					
Streets and Roads PUC 99400(a)	69,944	6,398	—	1,166,219	1,457,644
Pedestrians and Bicycles PUC 99400(a)	—	—	—	—	6,934
General Public PUC 99400(c)	—	—	—	—	—
Elderly and Handicapped PUC 99400(c)	4,000	—	—	—	35,870
Planning Contributions PUC 99402	—	—	—	—	—
Multimodal Terminal PUC 99400.5	—	—	—	—	—
Other	—	—	—	26,000	26,000
<b>Total LTF Expenditures</b>	<b>\$ 100,035</b>	<b>\$ 10,125</b>	<b>\$ —</b>	<b>\$ 2,415,940</b>	<b>\$ 3,666,375</b>
<b>State Transit Assistance Fund Expenditures</b>					
<b>Article 4</b>					
Operating Costs CCR 6730(a)	\$ —	\$ —	\$ 108,373	\$ 120,000	\$ 288,973
Capital Costs CCR 6730(b)	—	—	—	950,091	1,001,262
Rail Services Subsidy CCR 6730(c)	—	—	—	—	—
Specialized Services CCR 6731(c)	—	—	—	—	—
Other	—	—	—	—	—
<b>Article 8</b>					
AMTRAK CCR 6731(a)	—	—	—	—	—
General Public CCR 6731(b)	—	—	—	—	—
Elderly and Handicapped CCR 6731(b)	—	—	—	—	—
Other	—	—	—	—	—
<b>Other Expenditures</b>					
Other Expenditures	—	—	—	—	—
<b>Community Transit Services</b>					
CCR 6730(d), 6731(d), and 6731.1	—	—	—	—	—
<b>Total STAF Expenditures</b>	<b>\$ —</b>	<b>\$ —</b>	<b>\$ 108,373</b>	<b>\$ 1,070,091</b>	<b>\$ 1,290,235</b>

**Table 6. Transportation Planning Agencies Annual Report — Fiscal Year 2006-07 — (continued)**  
**Schedule of Expenditures by Purpose Regarding the**  
**Local Transportation Funds and State Transit Assistance Funds**

	Imperial Valley Association of Governments				
	<b>Imperial</b>				
	Imperial Valley Association of Governments	Imperial County	City of El Centro	City of Holtville	Total
<b>Local Transportation Fund Expenditures</b>					
<b>Administration</b>					
County Auditor PUC 99233.1	\$ —	\$ 35,000	\$ —	\$ —	\$ 35,000
TPA PUC 99233.1	396,400	—	—	—	396,400
<b>Planning</b>					
PUC 99233.2	—	—	—	—	—
PUC 99233.5(a)	—	—	—	—	—
PUC 99233.5(b)	—	—	—	—	—
<b>Pedestrian and Bicycle Facilities</b>					
PUC 99233.3, 99234	—	26,547	32,573	13,138	72,258
<b>Rail Service</b>					
PUC 99233.4, 99234.9	—	—	—	—	—
<b>Article 4.5</b>					
<b>Community Transit Services</b>					
PUC 99233.7, 99275	—	—	—	—	—
<b>Article 4</b>					
Planning PUC 99262	—	—	—	—	—
Transit PUC 99260(a)	—	—	—	—	—
Joint Powers Agencies PUC 99260.7	—	—	—	—	—
Railroad Corporations PUC 99260.5(a)	—	—	—	—	—
Other	—	—	—	—	—
<b>Article 8</b>					
Streets and Roads PUC 99400(a)	—	678,079	931,984	151,995	1,762,058
Pedestrians and Bicycles PUC 99400(a)	—	—	—	—	—
General Public PUC 99400(c)	—	744,199	—	—	744,199
Elderly and Handicapped PUC 99400(c)	—	123,358	161,320	—	284,678
Planning Contributions PUC 99402	—	—	—	—	—
Multimodal Terminal PUC 99400.5	—	—	—	—	—
Other	—	—	6,639	923	7,562
<b>Total LTF Expenditures</b>	<b>\$ 396,400</b>	<b>\$ 1,607,183</b>	<b>\$ 1,132,516</b>	<b>\$ 166,056</b>	<b>\$ 3,302,155</b>
<b>State Transit Assistance Fund Expenditures</b>					
<b>Article 4</b>					
Operating Costs CCR 6730(a)	\$ —	\$ —	\$ —	\$ —	\$ —
Capital Costs CCR 6730(b)	—	—	—	—	—
Rail Services Subsidy CCR 6730(c)	—	—	—	—	—
Specialized Services CCR 6731(c)	—	—	—	—	—
Other	—	—	—	—	—
<b>Article 8</b>					
AMTRAK CCR 6731(a)	—	—	—	—	—
General Public CCR 6731(b)	—	—	235,842	—	235,842
Elderly and Handicapped CCR 6731(b)	—	677,382	—	—	677,382
Other	—	133,382	—	—	133,382
<b>Other Expenditures</b>					
Other Expenditures	—	—	—	—	—
<b>Community Transit Services</b>					
CCR 6730(d), 6731(d), and 6731.1	—	—	—	—	—
<b>Total STAF Expenditures</b>	<b>\$ —</b>	<b>\$ 810,764</b>	<b>\$ 235,842</b>	<b>\$ —</b>	<b>\$ 1,046,606</b>

**Table 6. Transportation Planning Agencies Annual Report — Fiscal Year 2006-07 — (continued)**  
**Schedule of Expenditures by Purpose Regarding the**  
**Local Transportation Funds and State Transit Assistance Funds**

	Inyo County Local Transportation Commission				Kern Council of Governments	
	<b>Inyo</b>				<b>Kern</b>	
	Inyo County Local Transportation Commission	Inyo County	Inyo Mono Area Agency on Aging	Total	Kern Council of Governments	
<b>Local Transportation Fund Expenditures</b>						
<b>Administration</b>						
County Auditor PUC 99233.1	\$ —	\$ —	\$ —	\$ —	\$ —	\$ —
TPA PUC 99233.1	42,212	—	—	42,212	—	273,721
<b>Planning</b>						
PUC 99233.2	—	—	—	—	—	—
PUC 99233.5(a)	—	—	—	—	—	—
PUC 99233.5(b)	—	—	—	—	—	—
<b>Pedestrian and Bicycle Facilities</b>						
PUC 99233.3, 99234	—	—	—	—	—	—
<b>Rail Service</b>						
PUC 99233.4, 99234.9	—	—	—	—	—	—
<b>Article 4.5</b>						
<b>Community Transit Services</b>						
PUC 99233.7, 99275	—	—	—	—	—	—
<b>Article 4</b>						
Planning PUC 99262	—	—	—	—	—	394,723
Transit PUC 99260(a)	—	707,995	—	707,995	—	—
Joint Powers Agencies PUC 99260.7	—	—	—	—	—	—
Railroad Corporations PUC 99260.5(a)	—	—	—	—	—	—
Other	—	—	—	—	—	—
<b>Article 8</b>						
Streets and Roads PUC 99400(a)	—	—	—	—	—	—
Pedestrians and Bicycles PUC 99400(a)	—	—	—	—	—	—
General Public PUC 99400(c)	—	—	—	—	—	—
Elderly and Handicapped PUC 99400(c)	—	—	43,214	43,214	—	—
Planning Contributions PUC 99402	—	—	—	—	—	—
Multimodal Terminal PUC 99400.5	—	—	—	—	—	—
Other	—	—	—	—	—	—
<b>Total LTF Expenditures</b>	<b>\$ 42,212</b>	<b>\$ 707,995</b>	<b>\$ 43,214</b>	<b>\$ 793,421</b>	<b>\$ —</b>	<b>\$ 668,444</b>
<b>State Transit Assistance Fund Expenditures</b>						
<b>Article 4</b>						
Operating Costs CCR 6730(a)	\$ —	\$ —	\$ —	\$ —	\$ —	\$ —
Capital Costs CCR 6730(b)	—	—	—	—	—	—
Rail Services Subsidy CCR 6730(c)	—	—	—	—	—	—
Specialized Services CCR 6731(c)	—	—	—	—	—	—
Other	—	—	—	—	—	—
<b>Article 8</b>						
AMTRAK CCR 6731(a)	—	—	—	—	—	—
General Public CCR 6731(b)	—	181,897	—	181,897	—	—
Elderly and Handicapped CCR 6731(b)	—	—	—	—	—	—
Other	—	—	—	—	—	—
<b>Other Expenditures</b>						
Other Expenditures	—	—	—	—	—	—
<b>Community Transit Services</b>						
CCR 6730(d), 6731(d), and 6731.1	—	—	—	—	—	—
<b>Total STAF Expenditures</b>	<b>\$ —</b>	<b>\$ 181,897</b>	<b>\$ —</b>	<b>\$ 181,897</b>	<b>\$ —</b>	<b>\$ —</b>

**Table 6. Transportation Planning Agencies Annual Report — Fiscal Year 2006-07 — (continued)**  
**Schedule of Expenditures by Purpose Regarding the**  
**Local Transportation Funds and State Transit Assistance Funds**

Kern Council of  
Governments —  
(continued)

**Kern — (continued)**

	Kern County	City of Arvin	City of Bakersfield	City of California City	City of Delano
<b>Local Transportation Fund Expenditures</b>					
<b>Administration</b>					
County Auditor PUC 99233.1	\$ —	\$ —	\$ —	\$ —	\$ —
TPA PUC 99233.1	—	—	—	—	—
<b>Planning</b>					
PUC 99233.2	—	—	—	—	—
PUC 99233.5(a)	—	—	—	—	—
PUC 99233.5(b)	—	—	—	—	—
<b>Pedestrian and Bicycle Facilities</b>					
PUC 99233.3, 99234	401,812	47,240	2,400	78,708	—
<b>Rail Service</b>					
PUC 99233.4, 99234.9	—	—	—	—	—
<b>Article 4.5</b>					
<b>Community Transit Services</b>					
PUC 99233.7, 99275	—	—	—	—	—
<b>Article 4</b>					
Planning PUC 99262	—	—	—	—	—
Transit PUC 99260(a)	2,429,849	579,631	214,402	126,809	1,154,852
Joint Powers Agencies PUC 99260.7	—	—	—	—	—
Railroad Corporations PUC 99260.5(a)	—	—	—	—	—
Other	1	—	—	—	—
<b>Article 8</b>					
Streets and Roads PUC 99400(a)	3,930,879	67,911	—	361,401	1,113,003
Pedestrians and Bicycles PUC 99400(a)	—	—	—	—	—
General Public PUC 99400(c)	—	—	—	—	—
Elderly and Handicapped PUC 99400(c)	—	—	—	—	—
Planning Contributions PUC 99402	—	—	—	—	—
Multimodal Terminal PUC 99400.5	—	—	—	—	—
Other	—	—	—	—	—
<b>Total LTF Expenditures</b>	<b>\$ 6,762,541</b>	<b>\$ 694,782</b>	<b>\$ 216,802</b>	<b>\$ 566,918</b>	<b>\$ 2,267,855</b>
<b>State Transit Assistance Fund Expenditures</b>					
<b>Article 4</b>					
Operating Costs CCR 6730(a)	\$ 1,459,449	\$ —	\$ —	\$ —	\$ —
Capital Costs CCR 6730(b)	—	—	—	—	—
Rail Services Subsidy CCR 6730(c)	—	—	—	—	—
Specialized Services CCR 6731(c)	—	—	—	—	—
Other	—	—	—	—	—
<b>Article 8</b>					
AMTRAK CCR 6731(a)	—	—	—	—	—
General Public CCR 6731(b)	—	—	—	—	—
Elderly and Handicapped CCR 6731(b)	—	—	—	—	—
Other	—	—	—	—	—
<b>Other Expenditures</b>					
Other Expenditures	—	—	—	—	—
<b>Community Transit Services</b>					
CCR 6730(d), 6731(d), and 6731.1	—	—	—	—	—
<b>Total STAF Expenditures</b>	<b>\$ 1,459,449</b>	<b>\$ —</b>	<b>\$ —</b>	<b>\$ —</b>	<b>\$ —</b>

**Table 6. Transportation Planning Agencies Annual Report — Fiscal Year 2006-07 — (continued)**  
**Schedule of Expenditures by Purpose Regarding the**  
**Local Transportation Funds and State Transit Assistance Funds**

Kern Council of  
Governments —  
(continued)

**Kern — (continued)**

	City of Maricopa	City of McFarland	City of Ridgecrest	City of Tehachapi	City of Wasco
<b>Local Transportation Fund Expenditures</b>					
<b>Administration</b>					
County Auditor PUC 99233.1	\$ —	\$ —	\$ —	\$ —	\$ —
TPA PUC 99233.1	—	—	—	—	—
<b>Planning</b>					
PUC 99233.2	—	—	—	—	—
PUC 99233.5(a)	—	—	—	—	—
PUC 99233.5(b)	—	—	—	—	—
<b>Pedestrian and Bicycle Facilities</b>					
PUC 99233.3, 99234	1,000	100,129	—	1,617	5,257
<b>Rail Service</b>					
PUC 99233.4, 99234.9	—	—	—	—	—
<b>Article 4.5</b>					
<b>Community Transit Services</b>					
PUC 99233.7, 99275	—	—	—	—	—
<b>Article 4</b>					
Planning PUC 99262	—	—	—	—	—
Transit PUC 99260(a)	—	9,551	524,626	90,668	359,431
Joint Powers Agencies PUC 99260.7	—	—	—	—	—
Railroad Corporations PUC 99260.5(a)	—	—	—	—	—
Other	—	—	—	—	—
<b>Article 8</b>					
Streets and Roads PUC 99400(a)	163,350	657,445	439,689	842,923	624,632
Pedestrians and Bicycles PUC 99400(a)	—	—	—	—	—
General Public PUC 99400(c)	—	—	—	—	—
Elderly and Handicapped PUC 99400(c)	—	—	—	—	—
Planning Contributions PUC 99402	—	—	—	—	—
Multimodal Terminal PUC 99400.5	—	—	—	—	—
Other	—	—	—	—	—
<b>Total LTF Expenditures</b>	<b>\$ 164,350</b>	<b>\$ 767,125</b>	<b>\$ 964,315</b>	<b>\$ 935,208</b>	<b>\$ 989,320</b>
<b>State Transit Assistance Fund Expenditures</b>					
<b>Article 4</b>					
Operating Costs CCR 6730(a)	\$ —	\$ —	\$ —	\$ 16,363	\$ 31,000
Capital Costs CCR 6730(b)	—	—	—	—	—
Rail Services Subsidy CCR 6730(c)	—	—	—	—	—
Specialized Services CCR 6731(c)	—	—	—	—	—
Other	—	—	—	—	—
<b>Article 8</b>					
AMTRAK CCR 6731(a)	—	—	—	—	—
General Public CCR 6731(b)	—	—	—	—	—
Elderly and Handicapped CCR 6731(b)	—	—	—	—	—
Other	—	—	—	—	—
<b>Other Expenditures</b>					
Other Expenditures	—	—	—	—	—
<b>Community Transit Services</b>					
CCR 6730(d), 6731(d), and 6731.1	—	—	—	—	—
<b>Total STAF Expenditures</b>	<b>\$ —</b>	<b>\$ —</b>	<b>\$ —</b>	<b>\$ 16,363</b>	<b>\$ 31,000</b>

**Table 6. Transportation Planning Agencies Annual Report — Fiscal Year 2006-07 — (continued)**  
**Schedule of Expenditures by Purpose Regarding the**  
**Local Transportation Funds and State Transit Assistance Funds**

	Kern Council of Governments — (continued)			Kings County Association of Governments		
	Kern — (continued)			Kings		
	Golden Empire Transit District	North Bakersfield Recreation and Park District/CTSA	Total	Kings County Association of Governments	Kings County	
<b>Local Transportation Fund Expenditures</b>						
<b>Administration</b>						
County Auditor PUC 99233.1	\$ —	\$ —	\$ —	\$ —	\$ —	\$ —
TPA PUC 99233.1	—	—	273,721	46,500	—	—
<b>Planning</b>						
PUC 99233.2	—	—	—	—	—	—
PUC 99233.5(a)	—	—	—	—	—	—
PUC 99233.5(b)	—	—	—	—	—	—
<b>Pedestrian and Bicycle Facilities</b>						
PUC 99233.3, 99234	—	—	638,163	—	—	—
<b>Rail Service</b>						
PUC 99233.4, 99234.9	—	—	—	—	—	—
<b>Article 4.5</b>						
<b>Community Transit Services</b>						
PUC 99233.7, 99275	—	632,341	632,341	—	—	—
<b>Article 4</b>						
Planning PUC 99262	—	—	394,723	—	—	—
Transit PUC 99260(a)	4,430,798	—	9,920,617	—	—	—
Joint Powers Agencies PUC 99260.7	—	—	—	—	—	—
Railroad Corporations PUC 99260.5(a)	—	—	—	—	—	—
Other	—	7,456	7,457	—	—	—
<b>Article 8</b>						
Streets and Roads PUC 99400(a)	—	—	8,201,233	—	—	38,845
Pedestrians and Bicycles PUC 99400(a)	—	—	—	—	—	—
General Public PUC 99400(c)	—	—	—	—	—	—
Elderly and Handicapped PUC 99400(c)	—	—	—	—	—	—
Planning Contributions PUC 99402	—	—	—	43,400	—	—
Multimodal Terminal PUC 99400.5	—	—	—	—	—	—
Other	—	—	—	—	—	—
<b>Total LTF Expenditures</b>	<b>\$ 4,430,798</b>	<b>\$ 639,797</b>	<b>\$ 20,068,255</b>	<b>\$ 89,900</b>	<b>\$ 38,845</b>	
<b>State Transit Assistance Fund Expenditures</b>						
<b>Article 4</b>						
Operating Costs CCR 6730(a)	\$ 1,231,608	\$ —	\$ 2,738,420	\$ —	\$ —	\$ —
Capital Costs CCR 6730(b)	—	—	—	—	—	—
Rail Services Subsidy CCR 6730(c)	—	—	—	—	—	—
Specialized Services CCR 6731(c)	—	—	—	—	—	—
Other	—	—	—	—	—	—
<b>Article 8</b>						
AMTRAK CCR 6731(a)	—	—	—	—	—	—
General Public CCR 6731(b)	—	—	—	—	—	—
Elderly and Handicapped CCR 6731(b)	—	—	—	—	—	—
Other	—	—	—	—	—	—
<b>Other Expenditures</b>						
Other Expenditures	—	—	—	—	—	—
<b>Community Transit Services</b>						
CCR 6730(d), 6731(d), and 6731.1	—	—	—	—	—	—
<b>Total STAF Expenditures</b>	<b>\$ 1,231,608</b>	<b>\$ —</b>	<b>\$ 2,738,420</b>	<b>\$ —</b>	<b>\$ —</b>	

**Table 6. Transportation Planning Agencies Annual Report — Fiscal Year 2006-07 — (continued)**  
**Schedule of Expenditures by Purpose Regarding the**  
**Local Transportation Funds and State Transit Assistance Funds**

Kings County  
Association of  
Governments —  
(continued)

**Kings — (continued)**

	City of Avenal	City of Corcoran	City of Lemoore	Kings County Area Public Transit Agency	Total
<b>Local Transportation Fund Expenditures</b>					
<b>Administration</b>					
County Auditor PUC 99233.1	\$ —	\$ —	\$ —	\$ —	\$ —
TPA PUC 99233.1	—	—	—	—	46,500
<b>Planning</b>					
PUC 99233.2	—	—	—	—	—
PUC 99233.5(a)	—	—	—	—	—
PUC 99233.5(b)	—	—	—	—	—
<b>Pedestrian and Bicycle Facilities</b>					
PUC 99233.3, 99234	—	—	—	—	—
<b>Rail Service</b>					
PUC 99233.4, 99234.9	—	—	—	—	—
<b>Article 4.5</b>					
<b>Community Transit Services</b>					
PUC 99233.7, 99275	—	—	—	—	—
<b>Article 4</b>					
Planning PUC 99262	—	—	—	—	—
Transit PUC 99260(a)	—	300,004	—	2,116,470	2,416,474
Joint Powers Agencies PUC 99260.7	—	—	—	—	—
Railroad Corporations PUC 99260.5(a)	—	—	—	—	—
Other	—	—	—	—	—
<b>Article 8</b>					
Streets and Roads PUC 99400(a)	261,085	143,410	190,601	—	633,941
Pedestrians and Bicycles PUC 99400(a)	—	—	—	—	—
General Public PUC 99400(c)	4,000	35,000	—	—	39,000
Elderly and Handicapped PUC 99400(c)	—	—	—	—	—
Planning Contributions PUC 99402	—	—	—	—	43,400
Multimodal Terminal PUC 99400.5	—	—	—	—	—
Other	—	—	—	—	—
<b>Total LTF Expenditures</b>	<b>\$ 265,085</b>	<b>\$ 478,414</b>	<b>\$ 190,601</b>	<b>\$ 2,116,470</b>	<b>\$ 3,179,315</b>
<b>State Transit Assistance Fund Expenditures</b>					
<b>Article 4</b>					
Operating Costs CCR 6730(a)	\$ —	\$ 228,931	\$ —	\$ 1,295,500	\$ 1,524,431
Capital Costs CCR 6730(b)	—	—	—	—	—
Rail Services Subsidy CCR 6730(c)	—	—	—	—	—
Specialized Services CCR 6731(c)	—	—	—	—	—
Other	—	—	—	—	—
<b>Article 8</b>					
AMTRAK CCR 6731(a)	—	—	—	—	—
General Public CCR 6731(b)	—	—	—	—	—
Elderly and Handicapped CCR 6731(b)	—	—	—	—	—
Other	—	—	—	—	—
<b>Other Expenditures</b>					
Other Expenditures	—	—	—	—	—
<b>Community Transit Services</b>					
CCR 6730(d), 6731(d), and 6731.1	—	—	—	—	—
<b>Total STAF Expenditures</b>	<b>\$ —</b>	<b>\$ 228,931</b>	<b>\$ —</b>	<b>\$ 1,295,500</b>	<b>\$ 1,524,431</b>

**Table 6. Transportation Planning Agencies Annual Report — Fiscal Year 2006-07 — (continued)**  
**Schedule of Expenditures by Purpose Regarding the**  
**Local Transportation Funds and State Transit Assistance Funds**

	Lake County/City Council of Governments				Lassen County Local Transportation Commission	
	Lake		Lassen			
	Lake County/City Council of Governments	Lake County	Lake Transit Authority	Total	Lassen County Local Transportation Commission	
<b>Local Transportation Fund Expenditures</b>						
<b>Administration</b>						
County Auditor PUC 99233.1	\$ —	\$ —	\$ —	\$ —	\$ —	\$ —
TPA PUC 99233.1	137,536	—	—	137,536	—	40,000
<b>Planning</b>						
PUC 99233.2	—	—	—	—	—	—
PUC 99233.5(a)	—	—	—	—	—	—
PUC 99233.5(b)	—	—	—	—	—	—
<b>Pedestrian and Bicycle Facilities</b>						
PUC 99233.3, 99234	27,249	—	—	27,249	—	—
<b>Rail Service</b>						
PUC 99233.4, 99234.9	—	—	—	—	—	—
<b>Article 4.5</b>						
<b>Community Transit Services</b>						
PUC 99233.7, 99275	—	—	—	—	—	—
<b>Article 4</b>						
Planning PUC 99262	—	—	—	—	—	—
Transit PUC 99260(a)	—	—	1,170,265	1,170,265	—	—
Joint Powers Agencies PUC 99260.7	—	—	—	—	—	—
Railroad Corporations PUC 99260.5(a)	—	—	—	—	—	—
Other	—	—	—	—	—	—
<b>Article 8</b>						
Streets and Roads PUC 99400(a)	—	—	—	—	—	—
Pedestrians and Bicycles PUC 99400(a)	—	—	—	—	—	—
General Public PUC 99400(c)	164,950	—	—	164,950	—	—
Elderly and Handicapped PUC 99400(c)	—	—	—	—	—	—
Planning Contributions PUC 99402	—	—	—	—	—	—
Multimodal Terminal PUC 99400.5	—	—	—	—	—	—
Other	—	—	—	—	—	—
<b>Total LTF Expenditures</b>	<b>\$ 329,735</b>	<b>\$ —</b>	<b>\$ 1,170,265</b>	<b>\$ 1,500,000</b>	<b>\$ —</b>	<b>\$ 40,000</b>
<b>State Transit Assistance Fund Expenditures</b>						
<b>Article 4</b>						
Operating Costs CCR 6730(a)	\$ —	\$ —	\$ —	\$ —	\$ —	\$ —
Capital Costs CCR 6730(b)	—	—	—	—	—	—
Rail Services Subsidy CCR 6730(c)	—	—	—	—	—	—
Specialized Services CCR 6731(c)	—	—	—	—	—	—
Other	—	—	—	—	—	—
<b>Article 8</b>						
AMTRAK CCR 6731(a)	—	—	—	—	—	—
General Public CCR 6731(b)	—	—	—	—	—	—
Elderly and Handicapped CCR 6731(b)	—	—	—	—	—	—
Other	—	—	—	—	—	—
<b>Other Expenditures</b>						
Other Expenditures	270,000	—	—	270,000	—	—
<b>Community Transit Services</b>						
CCR 6730(d), 6731(d), and 6731.1	—	—	—	—	—	—
<b>Total STAF Expenditures</b>	<b>\$ 270,000</b>	<b>\$ —</b>	<b>\$ —</b>	<b>\$ 270,000</b>	<b>\$ —</b>	<b>\$ —</b>



**Table 6. Transportation Planning Agencies Annual Report — Fiscal Year 2006-07 — (continued)**  
**Schedule of Expenditures by Purpose Regarding the**  
**Local Transportation Funds and State Transit Assistance Funds**

	Lassen County Local Transportation Commission — (continued)				Los Angeles County Metropolitan Transportation Authority	
	<b>Lassen — (continued)</b>				<b>Los Angeles</b>	
	Lassen County	City of Susanville	Lassen County Transit Services Agency	Total	Los Angeles County Metropolitan Transportation Authority	
<b>Local Transportation Fund Expenditures</b>						
<b>Administration</b>						
County Auditor PUC 99233.1	\$ —	\$ —	\$ —	\$ —	\$ —	\$ —
TPA PUC 99233.1	—	—	—	40,000	—	2,418,647
<b>Planning</b>						
PUC 99233.2	—	—	—	—	—	2,949,653
PUC 99233.5(a)	—	—	—	—	—	—
PUC 99233.5(b)	—	—	—	—	—	—
<b>Pedestrian and Bicycle Facilities</b>						
PUC 99233.3, 99234	15,321	8,390	—	23,711	—	—
<b>Rail Service</b>						
PUC 99233.4, 99234.9	—	—	—	—	—	—
<b>Article 4.5</b>						
<b>Community Transit Services</b>						
PUC 99233.7, 99275	—	—	—	—	—	—
<b>Article 4</b>						
Planning PUC 99262	—	—	—	—	—	—
Transit PUC 99260(a)	—	—	—	—	—	—
Joint Powers Agencies PUC 99260.7	—	—	—	—	—	—
Railroad Corporations PUC 99260.5(a)	—	—	—	—	—	—
Other	—	—	—	—	—	—
<b>Article 8</b>						
Streets and Roads PUC 99400(a)	12,249	6,716	—	18,965	—	—
Pedestrians and Bicycles PUC 99400(a)	—	—	—	—	—	—
General Public PUC 99400(c)	—	—	607,000	607,000	—	—
Elderly and Handicapped PUC 99400(c)	—	—	—	—	—	—
Planning Contributions PUC 99402	—	—	—	—	—	—
Multimodal Terminal PUC 99400.5	—	—	—	—	—	—
Other	—	—	—	—	—	—
<b>Total LTF Expenditures</b>	<b>\$ 27,570</b>	<b>\$ 15,106</b>	<b>\$ 607,000</b>	<b>\$ 689,676</b>	<b>\$ —</b>	<b>\$ 5,368,300</b>
<b>State Transit Assistance Fund Expenditures</b>						
<b>Article 4</b>						
Operating Costs CCR 6730(a)	\$ —	\$ —	\$ 139,728	\$ 139,728	\$ —	\$ —
Capital Costs CCR 6730(b)	—	—	—	—	—	—
Rail Services Subsidy CCR 6730(c)	—	—	—	—	—	—
Specialized Services CCR 6731(c)	—	—	—	—	—	—
Other	—	—	—	—	—	—
<b>Article 8</b>						
AMTRAK CCR 6731(a)	—	—	—	—	—	—
General Public CCR 6731(b)	—	—	—	—	—	—
Elderly and Handicapped CCR 6731(b)	—	—	—	—	—	—
Other	—	—	—	—	—	—
<b>Other Expenditures</b>						
Other Expenditures	—	—	—	—	—	—
<b>Community Transit Services</b>						
CCR 6730(d), 6731(d), and 6731.1	—	—	—	—	—	—
<b>Total STAF Expenditures</b>	<b>\$ —</b>	<b>\$ —</b>	<b>\$ 139,728</b>	<b>\$ 139,728</b>	<b>\$ —</b>	<b>\$ —</b>

**Table 6. Transportation Planning Agencies Annual Report — Fiscal Year 2006-07 — (continued)**  
**Schedule of Expenditures by Purpose Regarding the**  
**Local Transportation Funds and State Transit Assistance Funds**

Los Angeles County  
 Metropolitan  
 Transportation Authority  
 — (continued)

**Los Angeles —  
 (continued)**

	Los Angeles County	City of Arcadia	City of Avalon	City of Baldwin Park	City of Burbank
<b>Local Transportation Fund Expenditures</b>					
<b>Administration</b>					
County Auditor PUC 99233.1	\$ 73,000	\$ —	\$ —	\$ —	\$ —
TPA PUC 99233.1	—	—	—	—	—
<b>Planning</b>					
PUC 99233.2	—	—	—	—	—
PUC 99233.5(a)	—	—	—	—	—
PUC 99233.5(b)	—	—	—	—	—
<b>Pedestrian and Bicycle Facilities</b>					
PUC 99233.3, 99234	1,341,485	84,166	11,248	89,144	4,057
<b>Rail Service</b>					
PUC 99233.4, 99234.9	—	—	—	—	—
<b>Article 4.5</b>					
<b>Community Transit Services</b>					
PUC 99233.7, 99275	—	—	—	—	—
<b>Article 4</b>					
Planning PUC 99262	—	—	—	—	—
Transit PUC 99260(a)	—	704,592	—	—	—
Joint Powers Agencies PUC 99260.7	—	—	—	—	—
Railroad Corporations PUC 99260.5(a)	—	—	—	—	—
Other	—	—	—	—	—
<b>Article 8</b>					
Streets and Roads PUC 99400(a)	3,819,419	—	—	—	—
Pedestrians and Bicycles PUC 99400(a)	—	—	—	—	—
General Public PUC 99400(c)	—	—	118,288	—	—
Elderly and Handicapped PUC 99400(c)	—	—	—	—	—
Planning Contributions PUC 99402	—	—	—	—	—
Multimodal Terminal PUC 99400.5	—	—	—	—	—
Other	—	—	—	—	—
<b>Total LTF Expenditures</b>	<b>\$ 5,233,904</b>	<b>\$ 788,758</b>	<b>\$ 129,536</b>	<b>\$ 89,144</b>	<b>\$ 4,057</b>
<b>State Transit Assistance Fund Expenditures</b>					
<b>Article 4</b>					
Operating Costs CCR 6730(a)	\$ —	\$ —	\$ —	\$ —	\$ —
Capital Costs CCR 6730(b)	—	—	—	—	—
Rail Services Subsidy CCR 6730(c)	—	—	—	—	—
Specialized Services CCR 6731(c)	—	—	—	—	—
Other	—	—	—	—	—
<b>Article 8</b>					
AMTRAK CCR 6731(a)	—	—	—	—	—
General Public CCR 6731(b)	—	—	—	—	—
Elderly and Handicapped CCR 6731(b)	—	—	—	—	—
Other	—	—	—	—	—
<b>Other Expenditures</b>					
Other Expenditures	—	—	—	—	—
<b>Community Transit Services</b>					
CCR 6730(d), 6731(d), and 6731.1	—	—	—	—	—
<b>Total STAF Expenditures</b>	<b>\$ —</b>	<b>\$ —</b>	<b>\$ —</b>	<b>\$ —</b>	<b>\$ —</b>

**Table 6. Transportation Planning Agencies Annual Report — Fiscal Year 2006-07 — (continued)**  
**Schedule of Expenditures by Purpose Regarding the**  
**Local Transportation Funds and State Transit Assistance Funds**

Los Angeles County  
 Metropolitan  
 Transportation Authority  
 — (continued)

**Los Angeles —**  
**(continued)**  
 City of Calabasas

City of Claremont

City of Commerce

City of Compton

City of Covina

**Local Transportation Fund Expenditures**

**Administration**

County Auditor PUC 99233.1	\$	—	\$	—	\$	—	\$	—	\$	—
TPA PUC 99233.1		—		—		—		—		—

**Planning**

PUC 99233.2		—		—		—		—		—
PUC 99233.5(a)		—		—		—		—		—
PUC 99233.5(b)		—		—		—		—		—

**Pedestrian and Bicycle Facilities**

PUC 99233.3, 99234		20,600		—		10,418		56,427		55,458
--------------------	--	--------	--	---	--	--------	--	--------	--	--------

**Rail Service**

PUC 99233.4, 99234.9		—		—		—		—		—
----------------------	--	---	--	---	--	---	--	---	--	---

**Article 4.5**

**Community Transit Services**

PUC 99233.7, 99275		—		—		—		—		—
--------------------	--	---	--	---	--	---	--	---	--	---

**Article 4**

Planning PUC 99262		—		—		—		—		—
Transit PUC 99260(a)		—		103,455		—		—		—
Joint Powers Agencies PUC 99260.7		—		—		—		—		—
Railroad Corporations PUC 99260.5(a)		—		—		—		—		—
Other		—		—		—		—		—

**Article 8**

Streets and Roads PUC 99400(a)		—		—		—		—		—
Pedestrians and Bicycles PUC 99400(a)		—		—		—		—		—
General Public PUC 99400(c)		—		—		—		—		—
Elderly and Handicapped PUC 99400(c)		—		—		—		—		—
Planning Contributions PUC 99402		—		—		—		—		—
Multimodal Terminal PUC 99400.5		—		—		—		—		—
Other		—		—		—		—		—

**Total LTF Expenditures**

	\$	<u>20,600</u>	\$	<u>103,455</u>	\$	<u>10,418</u>	\$	<u>56,427</u>	\$	<u>55,458</u>
--	----	---------------	----	----------------	----	---------------	----	---------------	----	---------------

**State Transit Assistance Fund Expenditures**

**Article 4**

Operating Costs CCR 6730(a)	\$	—	\$	29,620	\$	—	\$	—	\$	—
Capital Costs CCR 6730(b)		—		—		—		—		—
Rail Services Subsidy CCR 6730(c)		—		—		—		—		—
Specialized Services CCR 6731(c)		—		—		—		—		—
Other		—		—		—		—		—

**Article 8**

AMTRAK CCR 6731(a)		—		—		—		—		—
General Public CCR 6731(b)		—		—		—		—		—
Elderly and Handicapped CCR 6731(b)		—		—		—		—		—
Other		—		—		—		—		—

**Other Expenditures**

Other Expenditures		—		—		—		—		—
--------------------	--	---	--	---	--	---	--	---	--	---

**Community Transit Services**

CCR 6730(d), 6731(d), and 6731.1		—		—		—		—		—
----------------------------------	--	---	--	---	--	---	--	---	--	---

**Total STAF Expenditures**

	\$	<u>—</u>	\$	<u>29,620</u>	\$	<u>—</u>	\$	<u>—</u>	\$	<u>—</u>
--	----	----------	----	---------------	----	----------	----	----------	----	----------

**Table 6. Transportation Planning Agencies Annual Report — Fiscal Year 2006-07 — (continued)**  
**Schedule of Expenditures by Purpose Regarding the**  
**Local Transportation Funds and State Transit Assistance Funds**

Los Angeles County  
 Metropolitan  
 Transportation Authority  
 — (continued)

**Los Angeles —  
 (continued)**

	City of Cudahy	City of Culver City	City of Diamond Bar	City of Duarte	City of El Segundo
<b>Local Transportation Fund Expenditures</b>					
<b>Administration</b>					
County Auditor PUC 99233.1	\$ —	\$ —	\$ —	\$ —	\$ —
TPA PUC 99233.1	—	—	—	—	—
<b>Planning</b>					
PUC 99233.2	—	—	—	—	—
PUC 99233.5(a)	—	—	—	—	—
PUC 99233.5(b)	—	—	—	—	—
<b>Pedestrian and Bicycle Facilities</b>					
PUC 99233.3, 99234	47,675	23,341	122,672	13,041	9,723
<b>Rail Service</b>					
PUC 99233.4, 99234.9	—	—	—	—	—
<b>Article 4.5</b>					
<b>Community Transit Services</b>					
PUC 99233.7, 99275	—	—	—	—	—
<b>Article 4</b>					
Planning PUC 99262	—	—	—	—	—
Transit PUC 99260(a)	—	4,364,125	—	—	—
Joint Powers Agencies PUC 99260.7	—	—	—	—	—
Railroad Corporations PUC 99260.5(a)	—	—	—	—	—
Other	—	—	—	—	—
<b>Article 8</b>					
Streets and Roads PUC 99400(a)	—	—	—	—	—
Pedestrians and Bicycles PUC 99400(a)	—	—	—	—	—
General Public PUC 99400(c)	—	—	—	—	—
Elderly and Handicapped PUC 99400(c)	—	—	—	—	—
Planning Contributions PUC 99402	—	—	—	—	—
Multimodal Terminal PUC 99400.5	—	—	—	—	—
Other	—	—	—	—	—
<b>Total LTF Expenditures</b>	<b>\$ 47,675</b>	<b>\$ 4,387,466</b>	<b>\$ 122,672</b>	<b>\$ 13,041</b>	<b>\$ 9,723</b>
<b>State Transit Assistance Fund Expenditures</b>					
<b>Article 4</b>					
Operating Costs CCR 6730(a)	\$ —	\$ 1,195,142	\$ —	\$ —	\$ —
Capital Costs CCR 6730(b)	—	173,301	—	—	—
Rail Services Subsidy CCR 6730(c)	—	—	—	—	—
Specialized Services CCR 6731(c)	—	—	—	—	—
Other	—	—	—	—	—
<b>Article 8</b>					
AMTRAK CCR 6731(a)	—	—	—	—	—
General Public CCR 6731(b)	—	—	—	—	—
Elderly and Handicapped CCR 6731(b)	—	—	—	—	—
Other	—	—	—	—	—
<b>Other Expenditures</b>					
Other Expenditures	—	—	—	—	—
<b>Community Transit Services</b>					
CCR 6730(d), 6731(d), and 6731.1	—	—	—	—	—
<b>Total STAF Expenditures</b>	<b>\$ —</b>	<b>\$ 1,368,443</b>	<b>\$ —</b>	<b>\$ —</b>	<b>\$ —</b>

**Table 6. Transportation Planning Agencies Annual Report — Fiscal Year 2006-07 — (continued)**  
**Schedule of Expenditures by Purpose Regarding the**  
**Local Transportation Funds and State Transit Assistance Funds**

Los Angeles County  
 Metropolitan  
 Transportation Authority  
 — (continued)

**Los Angeles —  
 (continued)**  
 City of Gardena

City of Glendora

City of Hawaiian Gardens

City of Hawthorne

City of Hermosa Beach

**Local Transportation Fund Expenditures**

**Administration**

County Auditor PUC 99233.1	\$	—	\$	—	\$	—	\$	—	\$	—
TPA PUC 99233.1		—		—		—		—		—

**Planning**

PUC 99233.2		—		—		—		—		—
PUC 99233.5(a)		—		—		—		—		—
PUC 99233.5(b)		—		—		—		—		—

**Pedestrian and Bicycle Facilities**

PUC 99233.3, 99234		31,658		29,911		6,945		50,709		11,198
--------------------	--	--------	--	--------	--	-------	--	--------	--	--------

**Rail Service**

PUC 99233.4, 99234.9		—		—		—		—		—
----------------------	--	---	--	---	--	---	--	---	--	---

**Article 4.5**

**Community Transit Services**

PUC 99233.7, 99275		—		—		—		—		—
--------------------	--	---	--	---	--	---	--	---	--	---

**Article 4**

Planning PUC 99262		—		—		—		—		—
Transit PUC 99260(a)		4,340,252		—		—		—		—
Joint Powers Agencies PUC 99260.7		—		—		—		—		—
Railroad Corporations PUC 99260.5(a)		—		—		—		—		—
Other		—		—		—		—		—

**Article 8**

Streets and Roads PUC 99400(a)		—		—		—		—		—
Pedestrians and Bicycles PUC 99400(a)		—		—		—		—		—
General Public PUC 99400(c)		—		—		—		—		—
Elderly and Handicapped PUC 99400(c)		—		—		—		—		—
Planning Contributions PUC 99402		—		—		—		—		—
Multimodal Terminal PUC 99400.5		—		—		—		—		—
Other		—		—		—		—		—

**Total LTF Expenditures**

	\$	<u>4,371,910</u>	\$	<u>29,911</u>	\$	<u>6,945</u>	\$	<u>50,709</u>	\$	<u>11,198</u>
--	----	------------------	----	---------------	----	--------------	----	---------------	----	---------------

**State Transit Assistance Fund Expenditures**

**Article 4**

Operating Costs CCR 6730(a)	\$	547,271	\$	—	\$	—	\$	—	\$	—
Capital Costs CCR 6730(b)		—		—		—		—		—
Rail Services Subsidy CCR 6730(c)		—		—		—		—		—
Specialized Services CCR 6731(c)		—		—		—		—		—
Other		—		—		—		—		—

**Article 8**

AMTRAK CCR 6731(a)		—		—		—		—		—
General Public CCR 6731(b)		—		—		—		—		—
Elderly and Handicapped CCR 6731(b)		—		—		—		—		—
Other		—		—		—		—		—

**Other Expenditures**

Other Expenditures		—		—		—		—		—
--------------------	--	---	--	---	--	---	--	---	--	---

**Community Transit Services**

CCR 6730(d), 6731(d), and 6731.1		—		—		—		—		—
----------------------------------	--	---	--	---	--	---	--	---	--	---

**Total STAF Expenditures**

	\$	<u>547,271</u>	\$	<u>—</u>	\$	<u>—</u>	\$	<u>—</u>	\$	<u>—</u>
--	----	----------------	----	----------	----	----------	----	----------	----	----------

**Table 6. Transportation Planning Agencies Annual Report — Fiscal Year 2006-07 — (continued)**  
**Schedule of Expenditures by Purpose Regarding the**  
**Local Transportation Funds and State Transit Assistance Funds**

Los Angeles County  
 Metropolitan  
 Transportation Authority  
 — (continued)

**Los Angeles —**  
**(continued)**  
 City of Inglewood

City of Irwindale

City of La Canada  
 Flintridge

City of La Mirada

City of La Verne

**Local Transportation Fund Expenditures**

**Administration**

County Auditor PUC 99233.1	\$	—	\$	—	\$	—	\$	—	\$	—
TPA PUC 99233.1		—		—		—		—		—

**Planning**

PUC 99233.2		—		—		—		—		—
PUC 99233.5(a)		—		—		—		—		—
PUC 99233.5(b)		—		—		—		—		—

**Pedestrian and Bicycle Facilities**

PUC 99233.3, 99234		69,846		10,000		10,786		28,828		24,414
--------------------	--	--------	--	--------	--	--------	--	--------	--	--------

**Rail Service**

PUC 99233.4, 99234.9		—		—		—		—		—
----------------------	--	---	--	---	--	---	--	---	--	---

**Article 4.5**

**Community Transit Services**

PUC 99233.7, 99275		—		—		—		—		—
--------------------	--	---	--	---	--	---	--	---	--	---

**Article 4**

Planning PUC 99262		—		—		—		—		—
Transit PUC 99260(a)		—		—		—		181,899		—
Joint Powers Agencies PUC 99260.7		—		—		—		—		—
Railroad Corporations PUC 99260.5(a)		—		—		—		—		—
Other		—		—		—		—		—

**Article 8**

Streets and Roads PUC 99400(a)		—		—		—		—		—
Pedestrians and Bicycles PUC 99400(a)		—		—		—		—		—
General Public PUC 99400(c)		—		—		—		—		—
Elderly and Handicapped PUC 99400(c)		—		—		—		—		—
Planning Contributions PUC 99402		—		—		—		—		—
Multimodal Terminal PUC 99400.5		—		—		—		—		—
Other		—		—		—		—		—

**Total LTF Expenditures**

	\$	<u>69,846</u>	\$	<u>10,000</u>	\$	<u>10,786</u>	\$	<u>210,727</u>	\$	<u>24,414</u>
--	----	---------------	----	---------------	----	---------------	----	----------------	----	---------------

**State Transit Assistance Fund Expenditures**

**Article 4**

Operating Costs CCR 6730(a)	\$	—	\$	—	\$	—	\$	—	\$	—
Capital Costs CCR 6730(b)		—		—		—		—		—
Rail Services Subsidy CCR 6730(c)		—		—		—		—		—
Specialized Services CCR 6731(c)		—		—		—		—		—
Other		—		—		—		—		—

**Article 8**

AMTRAK CCR 6731(a)		—		—		—		—		—
General Public CCR 6731(b)		—		—		—		—		—
Elderly and Handicapped CCR 6731(b)		—		—		—		—		—
Other		—		—		—		—		—

**Other Expenditures**

Other Expenditures		—		—		—		—		—
--------------------	--	---	--	---	--	---	--	---	--	---

**Community Transit Services**

CCR 6730(d), 6731(d), and 6731.1		—		—		—		—		—
----------------------------------	--	---	--	---	--	---	--	---	--	---

**Total STAF Expenditures**

	\$	<u>—</u>	\$	<u>—</u>	\$	<u>—</u>	\$	<u>—</u>	\$	<u>—</u>
--	----	----------	----	----------	----	----------	----	----------	----	----------

**Table 6. Transportation Planning Agencies Annual Report — Fiscal Year 2006-07 — (continued)**  
**Schedule of Expenditures by Purpose Regarding the**  
**Local Transportation Funds and State Transit Assistance Funds**

Los Angeles County  
 Metropolitan  
 Transportation Authority  
 — (continued)

**Los Angeles —**  
**(continued)**  
 City of Lakewood

City of Lancaster

City of Lawndale

City of Lomita

City of Long Beach

**Local Transportation Fund Expenditures**

**Administration**

County Auditor PUC 99233.1 \$ — \$ — \$ — \$ — \$ —

TPA PUC 99233.1 — — — — —

**Planning**

PUC 99233.2 — — — — —

PUC 99233.5(a) — — — — —

PUC 99233.5(b) — — — — —

**Pedestrian and Bicycle Facilities**

PUC 99233.3, 99234 47,787 39,310 28,830 (715) 253,000

**Rail Service**

PUC 99233.4, 99234.9 — — — — —

**Article 4.5**

**Community Transit Services**

PUC 99233.7, 99275 — — — — —

**Article 4**

Planning PUC 99262 — — — — —

Transit PUC 99260(a) — — — — 19,843,731

Joint Powers Agencies PUC 99260.7 — — — — —

Railroad Corporations PUC 99260.5(a) — — — — —

Other — — — — —

**Article 8**

Streets and Roads PUC 99400(a) — 4,508,412 — — —

Pedestrians and Bicycles PUC 99400(a) — — — — —

General Public PUC 99400(c) — — — — —

Elderly and Handicapped PUC 99400(c) — — — — —

Planning Contributions PUC 99402 — — — — —

Multimodal Terminal PUC 99400.5 — — — — —

Other — — — — —

**Total LTF Expenditures**

\$ 47,787 \$ 4,547,722 \$ 28,830 \$ (715) \$ 20,096,731

**State Transit Assistance Fund Expenditures**

**Article 4**

Operating Costs CCR 6730(a) \$ — \$ — \$ — \$ — \$ 5,564,547

Capital Costs CCR 6730(b) — — — — —

Rail Services Subsidy CCR 6730(c) — — — — —

Specialized Services CCR 6731(c) — — — — —

Other — — — — —

**Article 8**

AMTRAK CCR 6731(a) — — — — —

General Public CCR 6731(b) — — — — —

Elderly and Handicapped CCR 6731(b) — — — — —

Other — — — — —

**Other Expenditures**

Other Expenditures — — — — —

**Community Transit Services**

CCR 6730(d), 6731(d), and 6731.1 — — — — —

**Total STAF Expenditures**

\$ — \$ — \$ — \$ — \$ 5,564,547

**Table 6. Transportation Planning Agencies Annual Report — Fiscal Year 2006-07 — (continued)**  
**Schedule of Expenditures by Purpose Regarding the**  
**Local Transportation Funds and State Transit Assistance Funds**

Los Angeles County  
 Metropolitan  
 Transportation Authority  
 — (continued)

**Los Angeles —  
 (continued)**

	City of Los Angeles	City of Manhattan Beach	City of Maywood	City of Montebello	City of Monterey Park
<b>Local Transportation Fund Expenditures</b>					
<b>Administration</b>					
County Auditor PUC 99233.1	\$ —	\$ —	\$ —	\$ —	\$ —
TPA PUC 99233.1	—	—	—	—	—
<b>Planning</b>					
PUC 99233.2	—	—	—	—	—
PUC 99233.5(a)	—	—	—	—	—
PUC 99233.5(b)	—	—	—	—	—
<b>Pedestrian and Bicycle Facilities</b>					
PUC 99233.3, 99234	2,247,653	40,000	16,903	37,506	33,534
<b>Rail Service</b>					
PUC 99233.4, 99234.9	—	—	—	—	—
<b>Article 4.5</b>					
<b>Community Transit Services</b>					
PUC 99233.7, 99275	—	—	—	—	—
<b>Article 4</b>					
Planning PUC 99262	—	—	—	—	—
Transit PUC 99260(a)	—	—	—	5,477,038	—
Joint Powers Agencies PUC 99260.7	—	—	—	—	—
Railroad Corporations PUC 99260.5(a)	—	—	—	—	—
Other	—	—	—	—	—
<b>Article 8</b>					
Streets and Roads PUC 99400(a)	—	—	—	—	—
Pedestrians and Bicycles PUC 99400(a)	—	—	—	—	—
General Public PUC 99400(c)	—	—	—	—	—
Elderly and Handicapped PUC 99400(c)	—	—	—	—	—
Planning Contributions PUC 99402	—	—	—	—	—
Multimodal Terminal PUC 99400.5	—	—	—	—	—
Other	—	—	—	—	—
<b>Total LTF Expenditures</b>	<b>\$ 2,247,653</b>	<b>\$ 40,000</b>	<b>\$ 16,903</b>	<b>\$ 5,514,544</b>	<b>\$ 33,534</b>
<b>State Transit Assistance Fund Expenditures</b>					
<b>Article 4</b>					
Operating Costs CCR 6730(a)	\$ —	\$ —	\$ —	\$ 1,747,260	\$ —
Capital Costs CCR 6730(b)	—	—	—	269,560	—
Rail Services Subsidy CCR 6730(c)	—	—	—	—	—
Specialized Services CCR 6731(c)	—	—	—	—	—
Other	—	—	—	—	—
<b>Article 8</b>					
AMTRAK CCR 6731(a)	—	—	—	—	—
General Public CCR 6731(b)	—	—	—	—	—
Elderly and Handicapped CCR 6731(b)	—	—	—	—	—
Other	—	—	—	—	—
<b>Other Expenditures</b>					
Other Expenditures	—	—	—	—	—
<b>Community Transit Services</b>					
CCR 6730(d), 6731(d), and 6731.1	—	—	—	—	—
<b>Total STAF Expenditures</b>	<b>\$ —</b>	<b>\$ —</b>	<b>\$ —</b>	<b>\$ 2,016,820</b>	<b>\$ —</b>



**Table 6. Transportation Planning Agencies Annual Report — Fiscal Year 2006-07 — (continued)**  
**Schedule of Expenditures by Purpose Regarding the**  
**Local Transportation Funds and State Transit Assistance Funds**

Los Angeles County  
 Metropolitan  
 Transportation Authority  
 — (continued)

**Los Angeles —**  
**(continued)**  
 City of Norwalk

**Local Transportation Fund Expenditures**

	City of Norwalk	City of Palmdale	City of Palos Verdes Estates	City of Paramount	City of Pasadena
<b>Administration</b>					
County Auditor PUC 99233.1	\$ —	\$ —	\$ —	\$ —	\$ —
TPA PUC 99233.1	—	—	—	—	—
<b>Planning</b>					
PUC 99233.2	—	—	—	—	—
PUC 99233.5(a)	—	—	—	—	—
PUC 99233.5(b)	—	—	—	—	—
<b>Pedestrian and Bicycle Facilities</b>					
PUC 99233.3, 99234	—	78,090	12,159	33,187	162,720
<b>Rail Service</b>					
PUC 99233.4, 99234.9	—	—	—	—	—
<b>Article 4.5</b>					
<b>Community Transit Services</b>					
PUC 99233.7, 99275	—	—	—	—	—
<b>Article 4</b>					
Planning PUC 99262	—	—	—	—	—
Transit PUC 99260(a)	2,454,966	—	—	—	—
Joint Powers Agencies PUC 99260.7	—	—	—	—	—
Railroad Corporations PUC 99260.5(a)	—	—	—	—	—
Other	—	—	—	—	—
<b>Article 8</b>					
Streets and Roads PUC 99400(a)	—	4,610,616	—	—	—
Pedestrians and Bicycles PUC 99400(a)	—	—	—	—	—
General Public PUC 99400(c)	—	—	—	—	—
Elderly and Handicapped PUC 99400(c)	—	—	—	—	—
Planning Contributions PUC 99402	—	—	—	—	—
Multimodal Terminal PUC 99400.5	—	—	—	—	—
Other	—	—	—	—	—
<b>Total LTF Expenditures</b>	<b>\$ 2,454,966</b>	<b>\$ 4,688,706</b>	<b>\$ 12,159</b>	<b>\$ 33,187</b>	<b>\$ 162,720</b>
<b>State Transit Assistance Fund Expenditures</b>					
<b>Article 4</b>					
Operating Costs CCR 6730(a)	\$ 695,124	\$ —	\$ —	\$ —	\$ —
Capital Costs CCR 6730(b)	—	—	—	—	—
Rail Services Subsidy CCR 6730(c)	—	—	—	—	—
Specialized Services CCR 6731(c)	—	—	—	—	—
Other	—	—	—	—	—
<b>Article 8</b>					
AMTRAK CCR 6731(a)	—	—	—	—	—
General Public CCR 6731(b)	—	—	—	—	—
Elderly and Handicapped CCR 6731(b)	—	—	—	—	—
Other	—	—	—	—	—
<b>Other Expenditures</b>					
Other Expenditures	—	—	—	—	—
<b>Community Transit Services</b>					
CCR 6730(d), 6731(d), and 6731.1	—	—	—	—	—
<b>Total STAF Expenditures</b>	<b>\$ 695,124</b>	<b>\$ —</b>	<b>\$ —</b>	<b>\$ —</b>	<b>\$ —</b>

**Table 6. Transportation Planning Agencies Annual Report — Fiscal Year 2006-07 — (continued)**  
**Schedule of Expenditures by Purpose Regarding the**  
**Local Transportation Funds and State Transit Assistance Funds**

Los Angeles County  
 Metropolitan  
 Transportation Authority  
 — (continued)

**Los Angeles —**  
**(continued)**  
 City of Pico Rivera

City of Pomona

City of Rancho Palos  
 Verdes

City of Redondo Beach

City of Rolling Hills

**Local Transportation Fund Expenditures**

**Administration**

County Auditor PUC 99233.1	\$	—	\$	—	\$	—	\$	—	\$	—
TPA PUC 99233.1		—		—		—		—		—

**Planning**

PUC 99233.2		—		—		—		—		—
PUC 99233.5(a)		—		—		—		—		—
PUC 99233.5(b)		—		—		—		—		—

**Pedestrian and Bicycle Facilities**

PUC 99233.3, 99234		58,328		74,920		69,201		—		10,501
--------------------	--	--------	--	--------	--	--------	--	---	--	--------

**Rail Service**

PUC 99233.4, 99234.9		—		—		—		—		—
----------------------	--	---	--	---	--	---	--	---	--	---

**Article 4.5**

**Community Transit Services**

PUC 99233.7, 99275		—		—		—		—		—
--------------------	--	---	--	---	--	---	--	---	--	---

**Article 4**

Planning PUC 99262		—		—		—		—		—
Transit PUC 99260(a)		—		—		—		155,991		—
Joint Powers Agencies PUC 99260.7		—		—		—		—		—
Railroad Corporations PUC 99260.5(a)		—		—		—		—		—
Other		—		—		—		—		—

**Article 8**

Streets and Roads PUC 99400(a)		—		—		—		—		—
Pedestrians and Bicycles PUC 99400(a)		—		—		—		—		—
General Public PUC 99400(c)		—		—		—		—		—
Elderly and Handicapped PUC 99400(c)		—		—		—		—		—
Planning Contributions PUC 99402		—		—		—		—		—
Multimodal Terminal PUC 99400.5		—		—		—		—		—
Other		—		—		—		—		—

**Total LTF Expenditures**

	\$	<u>58,328</u>	\$	<u>74,920</u>	\$	<u>69,201</u>	\$	<u>155,991</u>	\$	<u>10,501</u>
--	----	---------------	----	---------------	----	---------------	----	----------------	----	---------------

**State Transit Assistance Fund Expenditures**

**Article 4**

Operating Costs CCR 6730(a)	\$	—	\$	—	\$	—	\$	40,708	\$	—
Capital Costs CCR 6730(b)		—		—		—		—		—
Rail Services Subsidy CCR 6730(c)		—		—		—		—		—
Specialized Services CCR 6731(c)		—		—		—		—		—
Other		—		—		—		—		—

**Article 8**

AMTRAK CCR 6731(a)		—		—		—		—		—
General Public CCR 6731(b)		—		—		—		—		—
Elderly and Handicapped CCR 6731(b)		—		—		—		—		—
Other		—		—		—		—		—

**Other Expenditures**

Other Expenditures		—		—		—		—		—
--------------------	--	---	--	---	--	---	--	---	--	---

**Community Transit Services**

CCR 6730(d), 6731(d), and 6731.1		—		—		—		—		—
----------------------------------	--	---	--	---	--	---	--	---	--	---

**Total STAF Expenditures**

	\$	<u>—</u>	\$	<u>—</u>	\$	<u>—</u>	\$	<u>40,708</u>	\$	<u>—</u>
--	----	----------	----	----------	----	----------	----	---------------	----	----------

**Table 6. Transportation Planning Agencies Annual Report — Fiscal Year 2006-07 — (continued)**  
**Schedule of Expenditures by Purpose Regarding the**  
**Local Transportation Funds and State Transit Assistance Funds**

Los Angeles County  
 Metropolitan  
 Transportation Authority  
 — (continued)

**Los Angeles —  
 (continued)**

City of Rosemead                      City of San Dimas                      City of San Fernando                      City of San Gabriel                      City of San Marino

**Local Transportation Fund Expenditures**

**Administration**

County Auditor PUC 99233.1	\$	—	\$	—	\$	—	\$	—	\$	—
TPA PUC 99233.1		—		—		—		—		—

**Planning**

PUC 99233.2		—		—		—		—		—
PUC 99233.5(a)		—		—		—		—		—
PUC 99233.5(b)		—		—		—		—		—

**Pedestrian and Bicycle Facilities**

PUC 99233.3, 99234		3,840		6,161		23,448		33,059		12,999
--------------------	--	-------	--	-------	--	--------	--	--------	--	--------

**Rail Service**

PUC 99233.4, 99234.9		—		—		—		—		—
----------------------	--	---	--	---	--	---	--	---	--	---

**Article 4.5**

**Community Transit Services**

PUC 99233.7, 99275		—		—		—		—		—
--------------------	--	---	--	---	--	---	--	---	--	---

**Article 4**

Planning PUC 99262		—		—		—		—		—
Transit PUC 99260(a)		—		—		—		—		—
Joint Powers Agencies PUC 99260.7		—		—		—		—		—
Railroad Corporations PUC 99260.5(a)		—		—		—		—		—
Other		—		—		—		—		—

**Article 8**

Streets and Roads PUC 99400(a)		—		—		—		—		—
Pedestrians and Bicycles PUC 99400(a)		—		—		—		—		—
General Public PUC 99400(c)		—		—		—		—		—
Elderly and Handicapped PUC 99400(c)		—		—		—		—		—
Planning Contributions PUC 99402		—		—		—		—		—
Multimodal Terminal PUC 99400.5		—		—		—		—		—
Other		—		—		—		—		—

**Total LTF Expenditures**

	\$	<u>3,840</u>	\$	<u>6,161</u>	\$	<u>23,448</u>	\$	<u>33,059</u>	\$	<u>12,999</u>
--	----	--------------	----	--------------	----	---------------	----	---------------	----	---------------

**State Transit Assistance Fund Expenditures**

**Article 4**

Operating Costs CCR 6730(a)	\$	—	\$	—	\$	—	\$	—	\$	—
Capital Costs CCR 6730(b)		—		—		—		—		—
Rail Services Subsidy CCR 6730(c)		—		—		—		—		—
Specialized Services CCR 6731(c)		—		—		—		—		—
Other		—		—		—		—		—

**Article 8**

AMTRAK CCR 6731(a)		—		—		—		—		—
General Public CCR 6731(b)		—		—		—		—		—
Elderly and Handicapped CCR 6731(b)		—		—		—		—		—
Other		—		—		—		—		—

**Other Expenditures**

Other Expenditures		—		—		—		—		—
--------------------	--	---	--	---	--	---	--	---	--	---

**Community Transit Services**

CCR 6730(d), 6731(d), and 6731.1		—		—		—		—		—
----------------------------------	--	---	--	---	--	---	--	---	--	---

**Total STAF Expenditures**

	\$	<u>—</u>	\$	<u>—</u>	\$	<u>—</u>	\$	<u>—</u>	\$	<u>—</u>
--	----	----------	----	----------	----	----------	----	----------	----	----------

**Table 6. Transportation Planning Agencies Annual Report — Fiscal Year 2006-07 — (continued)**  
**Schedule of Expenditures by Purpose Regarding the**  
**Local Transportation Funds and State Transit Assistance Funds**

Los Angeles County  
 Metropolitan  
 Transportation Authority  
 — (continued)

**Los Angeles —  
 (continued)**

	City of Santa Clarita	City of Santa Fe Springs	City of Santa Monica	City of Signal Hill	City of South El Monte
<b>Local Transportation Fund Expenditures</b>					
<b>Administration</b>					
County Auditor PUC 99233.1	\$ —	\$ —	\$ —	\$ —	\$ —
TPA PUC 99233.1	—	—	—	—	—
<b>Planning</b>					
PUC 99233.2	—	—	—	—	—
PUC 99233.5(a)	—	—	—	—	—
PUC 99233.5(b)	—	—	—	—	—
<b>Pedestrian and Bicycle Facilities</b>					
PUC 99233.3, 99234	45,666	5,389	48,001	11,000	6,266
<b>Rail Service</b>					
PUC 99233.4, 99234.9	—	—	—	—	—
<b>Article 4.5</b>					
<b>Community Transit Services</b>					
PUC 99233.7, 99275	—	—	—	—	—
<b>Article 4</b>					
Planning PUC 99262	—	—	—	—	—
Transit PUC 99260(a)	—	—	17,264,664	—	—
Joint Powers Agencies PUC 99260.7	—	—	—	—	—
Railroad Corporations PUC 99260.5(a)	—	—	—	—	—
Other	—	—	—	—	—
<b>Article 8</b>					
Streets and Roads PUC 99400(a)	—	—	—	—	—
Pedestrians and Bicycles PUC 99400(a)	—	—	—	—	—
General Public PUC 99400(c)	5,663,342	—	—	—	—
Elderly and Handicapped PUC 99400(c)	—	—	—	—	—
Planning Contributions PUC 99402	—	—	—	—	—
Multimodal Terminal PUC 99400.5	—	—	—	—	—
Other	—	—	—	—	—
<b>Total LTF Expenditures</b>	<b>\$ 5,709,008</b>	<b>\$ 5,389</b>	<b>\$ 17,312,665</b>	<b>\$ 11,000</b>	<b>\$ 6,266</b>
<b>State Transit Assistance Fund Expenditures</b>					
<b>Article 4</b>					
Operating Costs CCR 6730(a)	\$ —	\$ —	\$ 4,508,807	\$ —	\$ —
Capital Costs CCR 6730(b)	—	—	3,583,406	—	—
Rail Services Subsidy CCR 6730(c)	—	—	—	—	—
Specialized Services CCR 6731(c)	—	—	—	—	—
Other	—	—	—	—	—
<b>Article 8</b>					
AMTRAK CCR 6731(a)	—	—	—	—	—
General Public CCR 6731(b)	—	—	—	—	—
Elderly and Handicapped CCR 6731(b)	—	—	—	—	—
Other	—	—	—	—	—
<b>Other Expenditures</b>					
Other Expenditures	—	—	—	—	—
<b>Community Transit Services</b>					
CCR 6730(d), 6731(d), and 6731.1	—	—	—	—	—
<b>Total STAF Expenditures</b>	<b>\$ —</b>	<b>\$ —</b>	<b>\$ 8,092,213</b>	<b>\$ —</b>	<b>\$ —</b>

**Table 6. Transportation Planning Agencies Annual Report — Fiscal Year 2006-07 — (continued)**  
**Schedule of Expenditures by Purpose Regarding the**  
**Local Transportation Funds and State Transit Assistance Funds**

Los Angeles County  
 Metropolitan  
 Transportation Authority  
 — (continued)

**Los Angeles —  
 (continued)**

City of South Gate      City of South Pasadena      City of Torrance      City of Walnut      City of West Covina

**Local Transportation Fund Expenditures**

**Administration**

County Auditor PUC 99233.1	\$	—	\$	—	\$	—	\$	—	\$	—
TPA PUC 99233.1		—		—		—		—		—

**Planning**

PUC 99233.2		—		—		—		—		—
PUC 99233.5(a)		—		—		—		—		—
PUC 99233.5(b)		—		—		—		—		—

**Pedestrian and Bicycle Facilities**

PUC 99233.3, 99234		52,972		30,912		210,579		2,502		64,203
--------------------	--	--------	--	--------	--	---------	--	-------	--	--------

**Rail Service**

PUC 99233.4, 99234.9		—		—		—		—		—
----------------------	--	---	--	---	--	---	--	---	--	---

**Article 4.5**

**Community Transit Services**

PUC 99233.7, 99275		—		—		—		—		—
--------------------	--	---	--	---	--	---	--	---	--	---

**Article 4**

Planning PUC 99262		—		—		—		—		—
Transit PUC 99260(a)		—		—		5,320,719		—		—
Joint Powers Agencies PUC 99260.7		—		—		—		—		—
Railroad Corporations PUC 99260.5(a)		—		—		—		—		—
Other		—		—		—		—		—

**Article 8**

Streets and Roads PUC 99400(a)		—		—		—		—		—
Pedestrians and Bicycles PUC 99400(a)		—		—		—		—		—
General Public PUC 99400(c)		—		—		—		—		—
Elderly and Handicapped PUC 99400(c)		—		—		—		—		—
Planning Contributions PUC 99402		—		—		—		—		—
Multimodal Terminal PUC 99400.5		—		—		—		—		—
Other		—		—		—		—		—

**Total LTF Expenditures**

	\$	<u>52,972</u>	\$	<u>30,912</u>	\$	<u>5,531,298</u>	\$	<u>2,502</u>	\$	<u>64,203</u>
--	----	---------------	----	---------------	----	------------------	----	--------------	----	---------------

**State Transit Assistance Fund Expenditures**

**Article 4**

Operating Costs CCR 6730(a)	\$	—	\$	—	\$	1,508,633	\$	—	\$	—
Capital Costs CCR 6730(b)		—		—		12,572		—		—
Rail Services Subsidy CCR 6730(c)		—		—		—		—		—
Specialized Services CCR 6731(c)		—		—		—		—		—
Other		—		—		—		—		—

**Article 8**

AMTRAK CCR 6731(a)		—		—		—		—		—
General Public CCR 6731(b)		—		—		—		—		—
Elderly and Handicapped CCR 6731(b)		—		—		—		—		—
Other		—		—		—		—		—

**Other Expenditures**

Other Expenditures		—		—		—		—		—
--------------------	--	---	--	---	--	---	--	---	--	---

**Community Transit Services**

CCR 6730(d), 6731(d), and 6731.1		—		—		—		—		—
----------------------------------	--	---	--	---	--	---	--	---	--	---

**Total STAF Expenditures**

	\$	<u>—</u>	\$	<u>—</u>	\$	<u>1,521,205</u>	\$	<u>—</u>	\$	<u>—</u>
--	----	----------	----	----------	----	------------------	----	----------	----	----------

**Table 6. Transportation Planning Agencies Annual Report — Fiscal Year 2006-07 — (continued)**  
**Schedule of Expenditures by Purpose Regarding the**  
**Local Transportation Funds and State Transit Assistance Funds**

Los Angeles County  
 Metropolitan  
 Transportation Authority  
 — (continued)

**Los Angeles —  
 (continued)**

	City of West Hollywood	City of Westlake Village	City of Whittier	Foothill Transit Zone	Los Angeles County Metropolitan Transit Authority
<b>Local Transportation Fund Expenditures</b>					
<b>Administration</b>					
County Auditor PUC 99233.1	\$ —	\$ —	\$ —	\$ —	\$ —
TPA PUC 99233.1	—	—	—	—	—
<b>Planning</b>					
PUC 99233.2	—	—	—	—	—
PUC 99233.5(a)	—	—	—	—	—
PUC 99233.5(b)	—	—	—	—	—
<b>Pedestrian and Bicycle Facilities</b>					
PUC 99233.3, 99234	10,762	10,086	49,829	—	—
<b>Rail Service</b>					
PUC 99233.4, 99234.9	—	—	—	—	—
<b>Article 4.5</b>					
<b>Community Transit Services</b>					
PUC 99233.7, 99275	—	—	—	—	—
<b>Article 4</b>					
Planning PUC 99262	—	—	—	—	—
Transit PUC 99260(a)	—	—	—	29,656,274	226,761,435
Joint Powers Agencies PUC 99260.7	—	—	—	—	—
Railroad Corporations PUC 99260.5(a)	—	—	—	—	—
Other	—	—	—	—	—
<b>Article 8</b>					
Streets and Roads PUC 99400(a)	—	—	—	—	—
Pedestrians and Bicycles PUC 99400(a)	—	—	—	—	—
General Public PUC 99400(c)	—	—	—	—	—
Elderly and Handicapped PUC 99400(c)	—	—	—	—	—
Planning Contributions PUC 99402	—	—	—	—	—
Multimodal Terminal PUC 99400.5	—	—	—	—	—
Other	—	—	—	—	—
<b>Total LTF Expenditures</b>	<b>\$ 10,762</b>	<b>\$ 10,086</b>	<b>\$ 49,829</b>	<b>\$ 29,656,274</b>	<b>\$ 226,761,435</b>
<b>State Transit Assistance Fund Expenditures</b>					
<b>Article 4</b>					
Operating Costs CCR 6730(a)	\$ —	\$ —	\$ —	\$ 5,217,939	\$ 76,296,208
Capital Costs CCR 6730(b)	—	—	—	1,191,622	3,367,291
Rail Services Subsidy CCR 6730(c)	—	—	—	—	84,739,464
Specialized Services CCR 6731(c)	—	—	—	—	—
Other	—	—	—	—	—
<b>Article 8</b>					
AMTRAK CCR 6731(a)	—	—	—	—	—
General Public CCR 6731(b)	—	—	—	—	—
Elderly and Handicapped CCR 6731(b)	—	—	—	—	—
Other	—	—	—	—	—
<b>Other Expenditures</b>					
Other Expenditures	—	—	—	—	—
<b>Community Transit Services</b>					
CCR 6730(d), 6731(d), and 6731.1	—	—	—	—	—
<b>Total STAF Expenditures</b>	<b>\$ —</b>	<b>\$ —</b>	<b>\$ —</b>	<b>\$ 6,409,561</b>	<b>\$ 164,402,963</b>

**Table 6. Transportation Planning Agencies Annual Report — Fiscal Year 2006-07 — (continued)**  
**Schedule of Expenditures by Purpose Regarding the**  
**Local Transportation Funds and State Transit Assistance Funds**

	Los Angeles County Metropolitan Transportation Authority — (continued)		Madera County Local Transportation Commission			
	<b>Los Angeles — (continued)</b>		<b>Madera</b>			
	Southern California Association of Governments (SCAG)	Total	Madera County Local Transportation Commission	Madera County	City of Chowchilla	
<b>Local Transportation Fund Expenditures</b>						
<b>Administration</b>						
County Auditor PUC 99233.1	\$ —	\$ 73,000	\$ —	\$ —	\$ —	
TPA PUC 99233.1	—	2,418,647	70,000	—	—	
<b>Planning</b>						
PUC 99233.2	558,700	3,508,353	138,725	—	—	
PUC 99233.5(a)	—	—	—	—	—	
PUC 99233.5(b)	—	—	—	—	—	
<b>Pedestrian and Bicycle Facilities</b>						
PUC 99233.3, 99234	—	6,034,338	—	—	—	
<b>Rail Service</b>						
PUC 99233.4, 99234.9	—	—	—	—	—	
<b>Article 4.5</b>						
<b>Community Transit Services</b>						
PUC 99233.7, 99275	—	—	—	—	—	
<b>Article 4</b>						
Planning PUC 99262	—	—	—	—	—	
Transit PUC 99260(a)	—	316,629,141	—	—	—	
Joint Powers Agencies PUC 99260.7	—	—	—	—	—	
Railroad Corporations PUC 99260.5(a)	—	—	—	—	—	
Other	—	—	—	—	—	
<b>Article 8</b>						
Streets and Roads PUC 99400(a)	—	12,938,447	—	2,684,892	—	
Pedestrians and Bicycles PUC 99400(a)	—	—	—	—	—	
General Public PUC 99400(c)	—	5,781,630	—	34,408	—	
Elderly and Handicapped PUC 99400(c)	—	—	—	—	—	
Planning Contributions PUC 99402	—	—	—	—	—	
Multimodal Terminal PUC 99400.5	—	—	—	—	—	
Other	—	—	—	—	—	
<b>Total LTF Expenditures</b>	<b>\$ 558,700</b>	<b>\$ 347,383,556</b>	<b>\$ 208,725</b>	<b>\$ 2,719,300</b>	<b>\$ —</b>	
<b>State Transit Assistance Fund Expenditures</b>						
<b>Article 4</b>						
Operating Costs CCR 6730(a)	\$ —	\$ 97,351,259	\$ —	\$ —	\$ —	
Capital Costs CCR 6730(b)	—	8,597,752	—	—	—	
Rail Services Subsidy CCR 6730(c)	—	84,739,464	—	—	—	
Specialized Services CCR 6731(c)	—	—	—	—	—	
Other	—	—	—	—	—	
<b>Article 8</b>						
AMTRAK CCR 6731(a)	—	—	—	—	—	
General Public CCR 6731(b)	—	—	—	557,513	—	
Elderly and Handicapped CCR 6731(b)	—	—	—	—	—	
Other	—	—	—	—	—	
<b>Other Expenditures</b>						
Other Expenditures	—	—	—	—	—	
<b>Community Transit Services</b>						
CCR 6730(d), 6731(d), and 6731.1	—	—	—	—	—	
<b>Total STAF Expenditures</b>	<b>\$ —</b>	<b>\$ 190,688,475</b>	<b>\$ —</b>	<b>\$ 557,513</b>	<b>\$ —</b>	

**Table 6. Transportation Planning Agencies Annual Report — Fiscal Year 2006-07 — (continued)**  
**Schedule of Expenditures by Purpose Regarding the**  
**Local Transportation Funds and State Transit Assistance Funds**

	Madera County Local Transportation Commission — (continued)		Mariposa County Local Transportation Commission		
	<b>Madera — (continued)</b>		<b>Mariposa</b>		
	City of Madera	Total	Mariposa County Local Transportation Commission	Mariposa County	Total
<b>Local Transportation Fund Expenditures</b>					
<b>Administration</b>					
County Auditor PUC 99233.1	\$ —	\$ —	\$ —	\$ —	\$ —
TPA PUC 99233.1	—	70,000	3,000	—	3,000
<b>Planning</b>					
PUC 99233.2	—	138,725	—	—	—
PUC 99233.5(a)	—	—	—	—	—
PUC 99233.5(b)	—	—	—	—	—
<b>Pedestrian and Bicycle Facilities</b>					
PUC 99233.3, 99234	—	—	9,500	—	9,500
<b>Rail Service</b>					
PUC 99233.4, 99234.9	—	—	—	—	—
<b>Article 4.5</b>					
<b>Community Transit Services</b>					
PUC 99233.7, 99275	—	—	—	—	—
<b>Article 4</b>					
Planning PUC 99262	—	—	—	—	—
Transit PUC 99260(a)	—	—	—	—	—
Joint Powers Agencies PUC 99260.7	—	—	—	—	—
Railroad Corporations PUC 99260.5(a)	—	—	—	—	—
Other	—	—	—	—	—
<b>Article 8</b>					
Streets and Roads PUC 99400(a)	1,307,259	3,992,151	—	343,003	343,003
Pedestrians and Bicycles PUC 99400(a)	17,902	17,902	—	—	—
General Public PUC 99400(c)	67,266	101,674	—	—	—
Elderly and Handicapped PUC 99400(c)	—	—	—	136,360	136,360
Planning Contributions PUC 99402	—	—	—	—	—
Multimodal Terminal PUC 99400.5	—	—	—	—	—
Other	—	—	—	—	—
<b>Total LTF Expenditures</b>	<b>\$ 1,392,427</b>	<b>\$ 4,320,452</b>	<b>\$ 12,500</b>	<b>\$ 479,363</b>	<b>\$ 491,863</b>
<b>State Transit Assistance Fund Expenditures</b>					
<b>Article 4</b>					
Operating Costs CCR 6730(a)	\$ —	\$ —	\$ —	\$ —	\$ —
Capital Costs CCR 6730(b)	—	—	—	—	—
Rail Services Subsidy CCR 6730(c)	—	—	—	—	—
Specialized Services CCR 6731(c)	—	—	—	—	—
Other	—	—	—	—	—
<b>Article 8</b>					
AMTRAK CCR 6731(a)	—	—	—	—	—
General Public CCR 6731(b)	186,697	744,210	—	—	—
Elderly and Handicapped CCR 6731(b)	—	—	—	172,000	172,000
Other	—	—	—	—	—
<b>Other Expenditures</b>					
Other Expenditures	—	—	—	—	—
<b>Community Transit Services</b>					
CCR 6730(d), 6731(d), and 6731.1	—	—	—	—	—
<b>Total STAF Expenditures</b>	<b>\$ 186,697</b>	<b>\$ 744,210</b>	<b>\$ —</b>	<b>\$ 172,000</b>	<b>\$ 172,000</b>



**Table 6. Transportation Planning Agencies Annual Report — Fiscal Year 2006-07 — (continued)**  
**Schedule of Expenditures by Purpose Regarding the**  
**Local Transportation Funds and State Transit Assistance Funds**

	Mendocino Council of Governments					
	<b>Mendocino</b>					
	Mendocino Council of Governments	Mendocino County	City of Fort Bragg	Mendocino Transit Authority	Total	
<b>Local Transportation Fund Expenditures</b>						
<b>Administration</b>						
County Auditor PUC 99233.1	\$ —	\$ —	\$ —	\$ —	\$ —	
TPA PUC 99233.1	518,288	—	—	—	518,288	
<b>Planning</b>						
PUC 99233.2	—	—	—	—	—	
PUC 99233.5(a)	—	—	—	—	—	
PUC 99233.5(b)	—	—	—	—	—	
<b>Pedestrian and Bicycle Facilities</b>						
PUC 99233.3, 99234	55,084	—	—	—	55,084	
<b>Rail Service</b>						
PUC 99233.4, 99234.9	—	—	—	—	—	
<b>Article 4.5</b>						
<b>Community Transit Services</b>						
PUC 99233.7, 99275	—	—	—	—	—	
<b>Article 4</b>						
Planning PUC 99262	—	—	—	—	—	
Transit PUC 99260(a)	—	—	—	2,337,048	2,337,048	
Joint Powers Agencies PUC 99260.7	—	—	—	—	—	
Railroad Corporations PUC 99260.5(a)	—	—	—	—	—	
Other	—	—	—	—	—	
<b>Article 8</b>						
Streets and Roads PUC 99400(a)	—	—	—	—	—	
Pedestrians and Bicycles PUC 99400(a)	—	—	18,550	—	18,550	
General Public PUC 99400(c)	—	—	—	—	—	
Elderly and Handicapped PUC 99400(c)	—	—	—	434,783	434,783	
Planning Contributions PUC 99402	—	—	—	—	—	
Multimodal Terminal PUC 99400.5	—	—	—	—	—	
Other	—	—	—	—	—	
<b>Total LTF Expenditures</b>	<u>\$ 573,372</u>	<u>\$ —</u>	<u>\$ 18,550</u>	<u>\$ 2,771,831</u>	<u>\$ 3,363,753</u>	
<b>State Transit Assistance Fund Expenditures</b>						
<b>Article 4</b>						
Operating Costs CCR 6730(a)	\$ —	\$ —	\$ —	\$ —	\$ —	
Capital Costs CCR 6730(b)	—	—	—	409,315	409,315	
Rail Services Subsidy CCR 6730(c)	—	—	—	—	—	
Specialized Services CCR 6731(c)	—	—	—	—	—	
Other	—	—	—	—	—	
<b>Article 8</b>						
AMTRAK CCR 6731(a)	—	—	—	—	—	
General Public CCR 6731(b)	—	—	—	—	—	
Elderly and Handicapped CCR 6731(b)	—	—	—	—	—	
Other	—	—	—	—	—	
<b>Other Expenditures</b>						
Other Expenditures	—	—	—	—	—	
<b>Community Transit Services</b>						
CCR 6730(d), 6731(d), and 6731.1	—	—	—	—	—	
<b>Total STAF Expenditures</b>	<u>\$ —</u>	<u>\$ —</u>	<u>\$ —</u>	<u>\$ 409,315</u>	<u>\$ 409,315</u>	

**Table 6. Transportation Planning Agencies Annual Report — Fiscal Year 2006-07 — (continued)**  
**Schedule of Expenditures by Purpose Regarding the**  
**Local Transportation Funds and State Transit Assistance Funds**

Merced County  
Association of  
Governments

**Merced**

	Merced County Association of Governments	Merced County	City of Atwater	City of Dos Palos	City of Gustine
<b>Local Transportation Fund Expenditures</b>					
<b>Administration</b>					
County Auditor PUC 99233.1	\$ —	\$ 2,700	\$ —	\$ —	\$ —
TPA PUC 99233.1	62,100	—	—	—	—
<b>Planning</b>					
PUC 99233.2	—	—	—	—	—
PUC 99233.5(a)	—	—	—	—	—
PUC 99233.5(b)	—	—	—	—	—
<b>Pedestrian and Bicycle Facilities</b>					
PUC 99233.3, 99234	—	—	—	—	—
<b>Rail Service</b>					
PUC 99233.4, 99234.9	—	—	—	—	—
<b>Article 4.5</b>					
<b>Community Transit Services</b>					
PUC 99233.7, 99275	—	—	—	—	—
<b>Article 4</b>					
Planning PUC 99262	—	—	—	—	—
Transit PUC 99260(a)	—	3,506,527	—	—	—
Joint Powers Agencies PUC 99260.7	—	—	—	—	—
Railroad Corporations PUC 99260.5(a)	—	—	—	—	—
Other	—	—	—	—	—
<b>Article 8</b>					
Streets and Roads PUC 99400(a)	—	1,458,811	475,290	87,153	100,181
Pedestrians and Bicycles PUC 99400(a)	—	—	—	—	—
General Public PUC 99400(c)	—	—	—	—	—
Elderly and Handicapped PUC 99400(c)	—	—	—	—	—
Planning Contributions PUC 99402	—	47,184	14,822	2,695	2,949
Multimodal Terminal PUC 99400.5	—	—	—	—	—
Other	—	—	—	—	—
<b>Total LTF Expenditures</b>	<u>\$ 62,100</u>	<u>\$ 5,015,222</u>	<u>\$ 490,112</u>	<u>\$ 89,848</u>	<u>\$ 103,130</u>
<b>State Transit Assistance Fund Expenditures</b>					
<b>Article 4</b>					
Operating Costs CCR 6730(a)	\$ —	\$ —	\$ —	\$ —	\$ —
Capital Costs CCR 6730(b)	—	—	—	—	—
Rail Services Subsidy CCR 6730(c)	—	—	—	—	—
Specialized Services CCR 6731(c)	—	—	—	—	—
Other	—	—	—	—	—
<b>Article 8</b>					
AMTRAK CCR 6731(a)	—	—	—	—	—
General Public CCR 6731(b)	—	2,172,729	—	—	—
Elderly and Handicapped CCR 6731(b)	—	—	—	—	—
Other	—	—	—	—	—
<b>Other Expenditures</b>					
Other Expenditures	—	—	—	—	—
<b>Community Transit Services</b>					
CCR 6730(d), 6731(d), and 6731.1	—	—	—	—	—
<b>Total STAF Expenditures</b>	<u>\$ —</u>	<u>\$ 2,172,729</u>	<u>\$ —</u>	<u>\$ —</u>	<u>\$ —</u>

**Table 6. Transportation Planning Agencies Annual Report — Fiscal Year 2006-07 — (continued)**  
**Schedule of Expenditures by Purpose Regarding the**  
**Local Transportation Funds and State Transit Assistance Funds**

	Merced County Association of Governments — (continued)				Modoc County Local Transportation Commission
	<b>Merced — (continued)</b>				<b>Modoc</b>
	City of Livingston	City of Los Banos	City of Merced	Total	Modoc County Local Transportation Commission
<b>Local Transportation Fund Expenditures</b>					
<b>Administration</b>					
County Auditor PUC 99233.1	\$ —	\$ —	\$ —	\$ 2,700	\$ —
TPA PUC 99233.1	—	—	—	62,100	72,096
<b>Planning</b>					
PUC 99233.2	—	—	—	—	—
PUC 99233.5(a)	—	—	—	—	—
PUC 99233.5(b)	—	—	—	—	—
<b>Pedestrian and Bicycle Facilities</b>					
PUC 99233.3, 99234	—	—	—	—	—
<b>Rail Service</b>					
PUC 99233.4, 99234.9	—	—	—	—	—
<b>Article 4.5</b>					
<b>Community Transit Services</b>					
PUC 99233.7, 99275	—	—	—	—	—
<b>Article 4</b>					
Planning PUC 99262	—	—	—	—	—
Transit PUC 99260(a)	—	—	—	3,506,527	—
Joint Powers Agencies PUC 99260.7	—	—	—	—	—
Railroad Corporations PUC 99260.5(a)	—	—	—	—	—
Other	—	—	—	—	—
<b>Article 8</b>					
Streets and Roads PUC 99400(a)	214,578	538,089	1,196,210	4,070,312	—
Pedestrians and Bicycles PUC 99400(a)	—	—	—	—	—
General Public PUC 99400(c)	—	—	—	—	—
Elderly and Handicapped PUC 99400(c)	—	—	—	—	—
Planning Contributions PUC 99402	6,855	17,980	40,875	133,360	—
Multimodal Terminal PUC 99400.5	—	—	—	—	—
Other	—	—	—	—	—
<b>Total LTF Expenditures</b>	<b>\$ 221,433</b>	<b>\$ 556,069</b>	<b>\$ 1,237,085</b>	<b>\$ 7,774,999</b>	<b>\$ 72,096</b>
<b>State Transit Assistance Fund Expenditures</b>					
<b>Article 4</b>					
Operating Costs CCR 6730(a)	\$ —	\$ —	\$ —	\$ —	\$ —
Capital Costs CCR 6730(b)	—	—	—	—	—
Rail Services Subsidy CCR 6730(c)	—	—	—	—	—
Specialized Services CCR 6731(c)	—	—	—	—	—
Other	—	—	—	—	—
<b>Article 8</b>					
AMTRAK CCR 6731(a)	—	—	—	—	—
General Public CCR 6731(b)	—	—	—	2,172,729	—
Elderly and Handicapped CCR 6731(b)	—	—	—	—	—
Other	—	—	—	—	—
<b>Other Expenditures</b>					
Other Expenditures	—	—	—	—	—
<b>Community Transit Services</b>					
CCR 6730(d), 6731(d), and 6731.1	—	—	—	—	—
<b>Total STAF Expenditures</b>	<b>\$ —</b>	<b>\$ —</b>	<b>\$ —</b>	<b>\$ 2,172,729</b>	<b>\$ —</b>

**Table 6. Transportation Planning Agencies Annual Report — Fiscal Year 2006-07 — (continued)**  
**Schedule of Expenditures by Purpose Regarding the**  
**Local Transportation Funds and State Transit Assistance Funds**

	Modoc County Local Transportation Commission — (continued)		Mono County Local Transportation Commission		
	<b>Modoc — (continued)</b>		<b>Mono</b>		
	Modoc County	Total	Mono County Local Transportation Commission	Mono County	City of Mammoth Lakes
<b>Local Transportation Fund Expenditures</b>					
<b>Administration</b>					
County Auditor PUC 99233.1	\$ 3,500	\$ 3,500	\$ —	\$ —	\$ —
TPA PUC 99233.1	—	72,096	30,757	—	—
<b>Planning</b>					
PUC 99233.2	—	—	—	—	—
PUC 99233.5(a)	—	—	—	—	—
PUC 99233.5(b)	—	—	—	—	—
<b>Pedestrian and Bicycle Facilities</b>					
PUC 99233.3, 99234	—	—	—	—	—
<b>Rail Service</b>					
PUC 99233.4, 99234.9	—	—	—	—	—
<b>Article 4.5</b>					
<b>Community Transit Services</b>					
PUC 99233.7, 99275	—	—	—	17,884	17,884
<b>Article 4</b>					
Planning PUC 99262	—	—	—	—	—
Transit PUC 99260(a)	—	—	—	—	—
Joint Powers Agencies PUC 99260.7	—	—	—	—	—
Railroad Corporations PUC 99260.5(a)	—	—	—	—	—
Other	—	—	—	—	—
<b>Article 8</b>					
Streets and Roads PUC 99400(a)	—	—	—	—	—
Pedestrians and Bicycles PUC 99400(a)	—	—	—	—	—
General Public PUC 99400(c)	169,127	169,127	—	324,890	413,496
Elderly and Handicapped PUC 99400(c)	—	—	—	—	—
Planning Contributions PUC 99402	—	—	—	—	—
Multimodal Terminal PUC 99400.5	—	—	—	—	—
Other	—	—	—	—	—
<b>Total LTF Expenditures</b>	<b>\$ 172,627</b>	<b>\$ 244,723</b>	<b>\$ 30,757</b>	<b>\$ 342,774</b>	<b>\$ 431,380</b>
<b>State Transit Assistance Fund Expenditures</b>					
<b>Article 4</b>					
Operating Costs CCR 6730(a)	\$ —	\$ —	\$ —	\$ —	\$ —
Capital Costs CCR 6730(b)	—	—	—	—	—
Rail Services Subsidy CCR 6730(c)	—	—	—	—	—
Specialized Services CCR 6731(c)	—	—	—	—	—
Other	—	—	—	—	—
<b>Article 8</b>					
AMTRAK CCR 6731(a)	—	—	—	—	—
General Public CCR 6731(b)	82,501	82,501	—	114,046	—
Elderly and Handicapped CCR 6731(b)	—	—	—	—	—
Other	—	—	—	—	—
<b>Other Expenditures</b>					
Other Expenditures	—	—	—	—	—
<b>Community Transit Services</b>					
CCR 6730(d), 6731(d), and 6731.1	—	—	—	—	—
<b>Total STAF Expenditures</b>	<b>\$ 82,501</b>	<b>\$ 82,501</b>	<b>\$ —</b>	<b>\$ 114,046</b>	<b>\$ —</b>

**Table 6. Transportation Planning Agencies Annual Report — Fiscal Year 2006-07 — (continued)**  
**Schedule of Expenditures by Purpose Regarding the**  
**Local Transportation Funds and State Transit Assistance Funds**

	Mono County Local Transportation Commission — (continued)		Transportation Agency for Monterey County		
	<b>Monterey</b>				
	Total	Transportation Agency for Monterey County	Monterey County	City of Carmel-By-The-Sea	City of Del Rey Oaks
<b>Local Transportation Fund Expenditures</b>					
<b>Administration</b>					
County Auditor PUC 99233.1	\$ —	\$ —	\$ —	\$ —	\$ —
TPA PUC 99233.1	30,757	—	—	—	—
<b>Planning</b>					
PUC 99233.2	—	—	—	—	—
PUC 99233.5(a)	—	—	—	—	—
PUC 99233.5(b)	—	—	—	—	—
<b>Pedestrian and Bicycle Facilities</b>					
PUC 99233.3, 99234	—	—	211,854	—	—
<b>Rail Service</b>					
PUC 99233.4, 99234.9	—	—	—	—	—
<b>Article 4.5</b>					
<b>Community Transit Services</b>					
PUC 99233.7, 99275	35,768	—	—	—	—
<b>Article 4</b>					
Planning PUC 99262	—	—	—	—	—
Transit PUC 99260(a)	—	—	1,309,978	115,142	46,250
Joint Powers Agencies PUC 99260.7	—	—	—	—	—
Railroad Corporations PUC 99260.5(a)	—	—	—	—	—
Other	—	—	—	—	—
<b>Article 8</b>					
Streets and Roads PUC 99400(a)	—	—	2,087,740	—	—
Pedestrians and Bicycles PUC 99400(a)	—	—	—	—	—
General Public PUC 99400(c)	738,386	—	317,760	—	—
Elderly and Handicapped PUC 99400(c)	—	—	55,016	—	—
Planning Contributions PUC 99402	—	908,484	128,065	—	—
Multimodal Terminal PUC 99400.5	—	—	—	—	—
Other	—	—	—	—	—
<b>Total LTF Expenditures</b>	<b>\$ 804,911</b>	<b>\$ 908,484</b>	<b>\$ 4,110,413</b>	<b>\$ 115,142</b>	<b>\$ 46,250</b>
<b>State Transit Assistance Fund Expenditures</b>					
<b>Article 4</b>					
Operating Costs CCR 6730(a)	\$ —	\$ —	\$ —	\$ —	\$ —
Capital Costs CCR 6730(b)	—	—	—	—	—
Rail Services Subsidy CCR 6730(c)	—	—	—	—	—
Specialized Services CCR 6731(c)	—	—	—	—	—
Other	—	—	—	—	—
<b>Article 8</b>					
AMTRAK CCR 6731(a)	—	—	—	—	—
General Public CCR 6731(b)	114,046	—	—	—	—
Elderly and Handicapped CCR 6731(b)	—	—	—	—	—
Other	—	—	—	—	—
<b>Other Expenditures</b>					
Other Expenditures	—	—	—	—	—
<b>Community Transit Services</b>					
CCR 6730(d), 6731(d), and 6731.1	—	—	—	—	—
<b>Total STAF Expenditures</b>	<b>\$ 114,046</b>	<b>\$ —</b>	<b>\$ —</b>	<b>\$ —</b>	<b>\$ —</b>

**Table 6. Transportation Planning Agencies Annual Report — Fiscal Year 2006-07 — (continued)**  
**Schedule of Expenditures by Purpose Regarding the**  
**Local Transportation Funds and State Transit Assistance Funds**

Transportation Agency for Monterey County — (continued)					
<b>Monterey — (continued)</b>					
	City of Gonzales	City of Greenfield	City of King City	City of Marina	City of Monterey
<b>Local Transportation Fund Expenditures</b>					
<b>Administration</b>					
County Auditor PUC 99233.1	\$ —	\$ —	\$ —	\$ —	\$ —
TPA PUC 99233.1	—	—	—	—	—
<b>Planning</b>					
PUC 99233.2	—	—	—	—	—
PUC 99233.5(a)	—	—	—	—	—
PUC 99233.5(b)	—	—	—	—	—
<b>Pedestrian and Bicycle Facilities</b>					
PUC 99233.3, 99234	—	—	—	—	—
<b>Rail Service</b>					
PUC 99233.4, 99234.9	—	—	—	—	—
<b>Article 4.5</b>					
<b>Community Transit Services</b>					
PUC 99233.7, 99275	—	—	—	—	—
<b>Article 4</b>					
Planning PUC 99262	—	—	—	—	—
Transit PUC 99260(a)	—	25,000	—	536,764	860,030
Joint Powers Agencies PUC 99260.7	—	—	—	—	—
Railroad Corporations PUC 99260.5(a)	—	—	—	—	—
Other	—	—	—	—	—
<b>Article 8</b>					
Streets and Roads PUC 99400(a)	347,519	251,658	913,832	—	—
Pedestrians and Bicycles PUC 99400(a)	—	—	96,228	—	—
General Public PUC 99400(c)	70,628	110,400	—	—	—
Elderly and Handicapped PUC 99400(c)	6,752	10,552	9,200	—	—
Planning Contributions PUC 99402	2,919	4,560	3,996	—	—
Multimodal Terminal PUC 99400.5	—	—	—	—	—
Other	—	—	3,200	—	—
<b>Total LTF Expenditures</b>	<b>\$ 427,818</b>	<b>\$ 402,170</b>	<b>\$ 1,026,456</b>	<b>\$ 536,764</b>	<b>\$ 860,030</b>
<b>State Transit Assistance Fund Expenditures</b>					
<b>Article 4</b>					
Operating Costs CCR 6730(a)	\$ —	\$ —	\$ —	\$ —	\$ —
Capital Costs CCR 6730(b)	—	—	—	—	—
Rail Services Subsidy CCR 6730(c)	—	—	—	—	—
Specialized Services CCR 6731(c)	—	—	—	—	—
Other	—	—	—	—	—
<b>Article 8</b>					
AMTRAK CCR 6731(a)	—	—	—	—	—
General Public CCR 6731(b)	—	—	—	—	—
Elderly and Handicapped CCR 6731(b)	—	—	—	—	—
Other	—	—	—	—	—
<b>Other Expenditures</b>					
Other Expenditures	—	—	—	—	—
<b>Community Transit Services</b>					
CCR 6730(d), 6731(d), and 6731.1	—	—	—	—	—
<b>Total STAF Expenditures</b>	<b>\$ —</b>	<b>\$ —</b>	<b>\$ —</b>	<b>\$ —</b>	<b>\$ —</b>

**Table 6. Transportation Planning Agencies Annual Report — Fiscal Year 2006-07 — (continued)**  
**Schedule of Expenditures by Purpose Regarding the**  
**Local Transportation Funds and State Transit Assistance Funds**

Transportation Agency  
for Monterey County —  
(continued)

**Monterey — (continued)**

	City of Pacific Grove	City of Salinas	City of Seaside	City of Soledad	Monterey-Salinas Transit
<b>Local Transportation Fund Expenditures</b>					
<b>Administration</b>					
County Auditor PUC 99233.1	\$ —	\$ —	\$ —	\$ —	\$ —
TPA PUC 99233.1	—	—	—	—	—
<b>Planning</b>					
PUC 99233.2	—	—	—	—	—
PUC 99233.5(a)	—	—	—	—	—
PUC 99233.5(b)	—	—	—	—	—
<b>Pedestrian and Bicycle Facilities</b>					
PUC 99233.3, 99234	—	—	—	—	—
<b>Rail Service</b>					
PUC 99233.4, 99234.9	—	—	—	—	—
<b>Article 4.5</b>					
<b>Community Transit Services</b>					
PUC 99233.7, 99275	—	—	—	—	—
<b>Article 4</b>					
Planning PUC 99262	—	—	—	—	—
Transit PUC 99260(a)	436,418	4,230,151	982,443	27,649	—
Joint Powers Agencies PUC 99260.7	—	—	—	—	—
Railroad Corporations PUC 99260.5(a)	—	—	—	—	—
Other	—	—	—	—	—
<b>Article 8</b>					
Streets and Roads PUC 99400(a)	—	—	—	1,751,266	—
Pedestrians and Bicycles PUC 99400(a)	—	—	—	—	—
General Public PUC 99400(c)	—	—	—	118,656	—
Elderly and Handicapped PUC 99400(c)	—	—	—	11,344	—
Planning Contributions PUC 99402	—	—	—	8,573	—
Multimodal Terminal PUC 99400.5	—	—	—	—	—
Other	—	—	—	—	—
<b>Total LTF Expenditures</b>	<b>\$ 436,418</b>	<b>\$ 4,230,151</b>	<b>\$ 982,443</b>	<b>\$ 1,917,488</b>	<b>\$ —</b>
<b>State Transit Assistance Fund Expenditures</b>					
<b>Article 4</b>					
Operating Costs CCR 6730(a)	\$ —	\$ —	\$ —	\$ —	\$ 1,400,980
Capital Costs CCR 6730(b)	—	—	—	14,290	2,076,679
Rail Services Subsidy CCR 6730(c)	—	—	—	—	—
Specialized Services CCR 6731(c)	—	—	—	—	—
Other	—	—	—	—	—
<b>Article 8</b>					
AMTRAK CCR 6731(a)	—	—	—	—	—
General Public CCR 6731(b)	—	—	—	—	—
Elderly and Handicapped CCR 6731(b)	—	—	—	—	—
Other	—	—	—	—	—
<b>Other Expenditures</b>					
Other Expenditures	—	—	—	—	—
<b>Community Transit Services</b>					
CCR 6730(d), 6731(d), and 6731.1	—	—	—	—	—
<b>Total STAF Expenditures</b>	<b>\$ —</b>	<b>\$ —</b>	<b>\$ —</b>	<b>\$ 14,290</b>	<b>\$ 3,477,659</b>

**Table 6. Transportation Planning Agencies Annual Report — Fiscal Year 2006-07 — (continued)**  
**Schedule of Expenditures by Purpose Regarding the**  
**Local Transportation Funds and State Transit Assistance Funds**

	Transportation Agency for Monterey County — (continued)	Nevada County Local Transportation Commission	Nevada		
	Total	Nevada County Local Transportation Commission	Nevada County	City of Grass Valley	City of Nevada City
<b>Local Transportation Fund Expenditures</b>					
<b>Administration</b>					
County Auditor PUC 99233.1	\$ —	\$ —	\$ —	\$ —	\$ —
TPA PUC 99233.1	—	310,936	—	—	—
<b>Planning</b>					
PUC 99233.2	—	—	—	—	—
PUC 99233.5(a)	—	—	—	—	—
PUC 99233.5(b)	—	—	—	—	—
<b>Pedestrian and Bicycle Facilities</b>					
PUC 99233.3, 99234	211,854	—	—	—	—
<b>Rail Service</b>					
PUC 99233.4, 99234.9	—	—	—	—	—
<b>Article 4.5</b>					
<b>Community Transit Services</b>					
PUC 99233.7, 99275	—	—	—	—	—
<b>Article 4</b>					
Planning PUC 99262	—	—	—	—	—
Transit PUC 99260(a)	8,569,825	—	1,859,796	—	—
Joint Powers Agencies PUC 99260.7	—	—	—	—	—
Railroad Corporations PUC 99260.5(a)	—	—	—	—	—
Other	—	—	—	—	—
<b>Article 8</b>					
Streets and Roads PUC 99400(a)	5,352,015	—	—	—	—
Pedestrians and Bicycles PUC 99400(a)	96,228	—	64,400	21,831	500
General Public PUC 99400(c)	617,444	—	—	380,593	90,190
Elderly and Handicapped PUC 99400(c)	92,864	—	—	—	—
Planning Contributions PUC 99402	1,056,597	—	—	—	—
Multimodal Terminal PUC 99400.5	—	—	—	—	—
Other	3,200	—	—	—	—
<b>Total LTF Expenditures</b>	<b>\$ 16,000,027</b>	<b>\$ 310,936</b>	<b>\$ 1,924,196</b>	<b>\$ 402,424</b>	<b>\$ 90,690</b>
<b>State Transit Assistance Fund Expenditures</b>					
<b>Article 4</b>					
Operating Costs CCR 6730(a)	\$ 1,400,980	\$ —	\$ —	\$ —	\$ —
Capital Costs CCR 6730(b)	2,090,969	—	—	—	—
Rail Services Subsidy CCR 6730(c)	—	—	—	—	—
Specialized Services CCR 6731(c)	—	—	—	—	—
Other	—	—	—	—	—
<b>Article 8</b>					
AMTRAK CCR 6731(a)	—	—	—	—	—
General Public CCR 6731(b)	—	—	—	—	—
Elderly and Handicapped CCR 6731(b)	—	—	—	—	—
Other	—	—	—	—	—
<b>Other Expenditures</b>					
Other Expenditures	—	—	—	—	—
<b>Community Transit Services</b>					
CCR 6730(d), 6731(d), and 6731.1	—	—	—	—	—
<b>Total STAF Expenditures</b>	<b>\$ 3,491,949</b>	<b>\$ —</b>	<b>\$ —</b>	<b>\$ —</b>	<b>\$ —</b>



**Table 6. Transportation Planning Agencies Annual Report — Fiscal Year 2006-07 — (continued)**  
**Schedule of Expenditures by Purpose Regarding the**  
**Local Transportation Funds and State Transit Assistance Funds**

	Nevada County Local Transportation Commission — (continued)			Orange County Transportation Authority		
	Nevada — (continued)			Orange		
	City of Truckee	Nevada County Consolidated Transportation Service Agency	Total	Orange County Transportation Authority	Orange County	
<b>Local Transportation Fund Expenditures</b>						
<b>Administration</b>						
County Auditor PUC 99233.1	\$ —	\$ —	\$ —	\$ —	\$ 3,071	
TPA PUC 99233.1	—	—	310,936	106,291	—	
<b>Planning</b>						
PUC 99233.2	—	—	—	4,446,492	—	
PUC 99233.5(a)	—	—	—	—	—	
PUC 99233.5(b)	—	—	—	—	—	
<b>Pedestrian and Bicycle Facilities</b>						
PUC 99233.3, 99234	—	—	—	—	—	
<b>Rail Service</b>						
PUC 99233.4, 99234.9	—	—	—	—	—	
<b>Article 4.5</b>						
<b>Community Transit Services</b>						
PUC 99233.7, 99275	—	153,821	153,821	—	—	
<b>Article 4</b>						
Planning PUC 99262	—	—	—	—	—	
Transit PUC 99260(a)	—	—	1,859,796	—	—	
Joint Powers Agencies PUC 99260.7	—	—	—	—	—	
Railroad Corporations PUC 99260.5(a)	—	—	—	—	—	
Other	—	—	—	—	—	
<b>Article 8</b>						
Streets and Roads PUC 99400(a)	—	—	—	—	—	
Pedestrians and Bicycles PUC 99400(a)	—	—	86,731	—	—	
General Public PUC 99400(c)	480,862	—	951,645	—	—	
Elderly and Handicapped PUC 99400(c)	—	—	—	—	—	
Planning Contributions PUC 99402	—	—	—	—	—	
Multimodal Terminal PUC 99400.5	—	—	—	—	—	
Other	—	—	—	—	8,147	
<b>Total LTF Expenditures</b>	<b>\$ 480,862</b>	<b>\$ 153,821</b>	<b>\$ 3,362,929</b>	<b>\$ 4,552,783</b>	<b>\$ 11,218</b>	
<b>State Transit Assistance Fund Expenditures</b>						
<b>Article 4</b>						
Operating Costs CCR 6730(a)	\$ —	\$ —	\$ —	\$ —	\$ —	
Capital Costs CCR 6730(b)	—	—	—	—	—	
Rail Services Subsidy CCR 6730(c)	—	—	—	—	—	
Specialized Services CCR 6731(c)	—	—	—	—	—	
Other	—	—	—	—	—	
<b>Article 8</b>						
AMTRAK CCR 6731(a)	—	—	—	—	—	
General Public CCR 6731(b)	49,959	—	49,959	—	—	
Elderly and Handicapped CCR 6731(b)	—	—	—	—	—	
Other	—	—	—	—	—	
<b>Other Expenditures</b>						
Other Expenditures	—	—	—	—	243	
<b>Community Transit Services</b>						
CCR 6730(d), 6731(d), and 6731.1	—	—	—	—	—	
<b>Total STAF Expenditures</b>	<b>\$ 49,959</b>	<b>\$ —</b>	<b>\$ 49,959</b>	<b>\$ —</b>	<b>\$ 243</b>	

**Table 6. Transportation Planning Agencies Annual Report — Fiscal Year 2006-07 — (continued)**  
**Schedule of Expenditures by Purpose Regarding the**  
**Local Transportation Funds and State Transit Assistance Funds**

Orange County  
Transportation Authority  
— (continued)

**Orange — (continued)**

	City of Anaheim	City of Brea	City of Buena Park	City of Costa Mesa	City of Garden Grove
<b>Local Transportation Fund Expenditures</b>					
<b>Administration</b>					
County Auditor PUC 99233.1	\$ —	\$ —	\$ —	\$ —	\$ —
TPA PUC 99233.1	—	—	—	—	—
<b>Planning</b>					
PUC 99233.2	—	—	—	—	—
PUC 99233.5(a)	—	—	—	—	—
PUC 99233.5(b)	—	—	—	—	—
<b>Pedestrian and Bicycle Facilities</b>					
PUC 99233.3, 99234	—	—	—	—	—
<b>Rail Service</b>					
PUC 99233.4, 99234.9	—	—	—	—	—
<b>Article 4.5</b>					
<b>Community Transit Services</b>					
PUC 99233.7, 99275	176,070	47,226	51,598	64,587	55,394
<b>Article 4</b>					
Planning PUC 99262	—	—	—	—	—
Transit PUC 99260(a)	—	—	—	—	—
Joint Powers Agencies PUC 99260.7	—	—	—	—	—
Railroad Corporations PUC 99260.5(a)	—	—	—	—	—
Other	—	—	—	—	—
<b>Article 8</b>					
Streets and Roads PUC 99400(a)	—	—	—	—	—
Pedestrians and Bicycles PUC 99400(a)	—	—	—	—	—
General Public PUC 99400(c)	—	—	—	—	—
Elderly and Handicapped PUC 99400(c)	—	—	—	—	—
Planning Contributions PUC 99402	—	—	—	—	—
Multimodal Terminal PUC 99400.5	—	—	—	—	—
Other	—	—	—	—	—
<b>Total LTF Expenditures</b>	<b>\$ 176,070</b>	<b>\$ 47,226</b>	<b>\$ 51,598</b>	<b>\$ 64,587</b>	<b>\$ 55,394</b>
<b>State Transit Assistance Fund Expenditures</b>					
<b>Article 4</b>					
Operating Costs CCR 6730(a)	\$ —	\$ —	\$ —	\$ —	\$ —
Capital Costs CCR 6730(b)	—	—	—	—	—
Rail Services Subsidy CCR 6730(c)	—	—	—	—	—
Specialized Services CCR 6731(c)	—	—	—	—	—
Other	—	—	—	—	—
<b>Article 8</b>					
AMTRAK CCR 6731(a)	—	—	—	—	—
General Public CCR 6731(b)	—	—	—	—	—
Elderly and Handicapped CCR 6731(b)	—	—	—	—	—
Other	—	—	—	—	—
<b>Other Expenditures</b>					
Other Expenditures	—	—	—	—	—
<b>Community Transit Services</b>					
CCR 6730(d), 6731(d), and 6731.1	—	—	—	—	—
<b>Total STAF Expenditures</b>	<b>\$ —</b>	<b>\$ —</b>	<b>\$ —</b>	<b>\$ —</b>	<b>\$ —</b>

**Table 6. Transportation Planning Agencies Annual Report — Fiscal Year 2006-07 — (continued)**  
**Schedule of Expenditures by Purpose Regarding the**  
**Local Transportation Funds and State Transit Assistance Funds**

Orange County  
Transportation Authority  
— (continued)

**Orange — (continued)**

	City of Huntington Beach	City of Irvine	City of La Habra	City of Laguna Beach	City of Laguna Niguel
<b>Local Transportation Fund Expenditures</b>					
<b>Administration</b>					
County Auditor PUC 99233.1	\$ —	\$ —	\$ —	\$ —	\$ —
TPA PUC 99233.1	—	—	—	—	—
<b>Planning</b>					
PUC 99233.2	—	—	—	—	—
PUC 99233.5(a)	—	—	—	—	—
PUC 99233.5(b)	—	—	—	—	—
<b>Pedestrian and Bicycle Facilities</b>					
PUC 99233.3, 99234	—	—	—	—	—
<b>Rail Service</b>					
PUC 99233.4, 99234.9	—	—	—	—	—
<b>Article 4.5</b>					
<b>Community Transit Services</b>					
PUC 99233.7, 99275	135,080	72,780	65,590	—	38,815
<b>Article 4</b>					
Planning PUC 99262	—	—	—	—	—
Transit PUC 99260(a)	—	—	—	1,891,392	—
Joint Powers Agencies PUC 99260.7	—	—	—	—	—
Railroad Corporations PUC 99260.5(a)	—	—	—	—	—
Other	—	—	—	—	—
<b>Article 8</b>					
Streets and Roads PUC 99400(a)	—	—	—	—	—
Pedestrians and Bicycles PUC 99400(a)	—	—	—	—	—
General Public PUC 99400(c)	—	—	—	—	—
Elderly and Handicapped PUC 99400(c)	—	—	—	—	—
Planning Contributions PUC 99402	—	—	—	—	—
Multimodal Terminal PUC 99400.5	—	—	—	—	—
Other	—	—	—	—	—
<b>Total LTF Expenditures</b>	<b>\$ 135,080</b>	<b>\$ 72,780</b>	<b>\$ 65,590</b>	<b>\$ 1,891,392</b>	<b>\$ 38,815</b>
<b>State Transit Assistance Fund Expenditures</b>					
<b>Article 4</b>					
Operating Costs CCR 6730(a)	\$ —	\$ —	\$ —	\$ —	\$ —
Capital Costs CCR 6730(b)	—	—	—	—	—
Rail Services Subsidy CCR 6730(c)	—	—	—	—	—
Specialized Services CCR 6731(c)	—	—	—	—	—
Other	—	—	—	—	—
<b>Article 8</b>					
AMTRAK CCR 6731(a)	—	—	—	—	—
General Public CCR 6731(b)	—	—	—	—	—
Elderly and Handicapped CCR 6731(b)	—	—	—	—	—
Other	—	—	—	—	—
<b>Other Expenditures</b>					
Other Expenditures	—	—	—	—	—
<b>Community Transit Services</b>					
CCR 6730(d), 6731(d), and 6731.1	—	—	—	—	—
<b>Total STAF Expenditures</b>	<b>\$ —</b>	<b>\$ —</b>	<b>\$ —</b>	<b>\$ —</b>	<b>\$ —</b>

**Table 6. Transportation Planning Agencies Annual Report — Fiscal Year 2006-07 — (continued)**  
**Schedule of Expenditures by Purpose Regarding the**  
**Local Transportation Funds and State Transit Assistance Funds**

Orange County  
Transportation Authority  
— (continued)

**Orange — (continued)**

	City of Laguna Woods	City of Lake Forest	City of Newport Beach	City of Orange	City of Placentia
<b>Local Transportation Fund Expenditures</b>					
<b>Administration</b>					
County Auditor PUC 99233.1	\$ —	\$ —	\$ —	\$ —	\$ —
TPA PUC 99233.1	—	—	—	—	—
<b>Planning</b>					
PUC 99233.2	—	—	—	—	—
PUC 99233.5(a)	—	—	—	—	—
PUC 99233.5(b)	—	—	—	—	—
<b>Pedestrian and Bicycle Facilities</b>					
PUC 99233.3, 99234	—	—	—	11,165	—
<b>Rail Service</b>					
PUC 99233.4, 99234.9	—	—	—	—	—
<b>Article 4.5</b>					
<b>Community Transit Services</b>					
PUC 99233.7, 99275	100,797	26,313	86,860	—	29,777
<b>Article 4</b>					
Planning PUC 99262	—	—	—	—	—
Transit PUC 99260(a)	—	—	—	—	—
Joint Powers Agencies PUC 99260.7	—	—	—	—	—
Railroad Corporations PUC 99260.5(a)	—	—	—	—	—
Other	—	—	—	—	—
<b>Article 8</b>					
Streets and Roads PUC 99400(a)	—	—	—	—	—
Pedestrians and Bicycles PUC 99400(a)	—	—	—	—	—
General Public PUC 99400(c)	—	—	—	—	—
Elderly and Handicapped PUC 99400(c)	—	—	—	—	—
Planning Contributions PUC 99402	—	—	—	—	—
Multimodal Terminal PUC 99400.5	—	—	—	—	—
Other	—	—	—	—	—
<b>Total LTF Expenditures</b>	<b>\$ 100,797</b>	<b>\$ 26,313</b>	<b>\$ 86,860</b>	<b>\$ 11,165</b>	<b>\$ 29,777</b>
<b>State Transit Assistance Fund Expenditures</b>					
<b>Article 4</b>					
Operating Costs CCR 6730(a)	\$ —	\$ —	\$ —	\$ —	\$ —
Capital Costs CCR 6730(b)	—	—	—	—	—
Rail Services Subsidy CCR 6730(c)	—	—	—	—	—
Specialized Services CCR 6731(c)	—	—	—	—	—
Other	—	—	—	—	—
<b>Article 8</b>					
AMTRAK CCR 6731(a)	—	—	—	—	—
General Public CCR 6731(b)	—	—	—	—	—
Elderly and Handicapped CCR 6731(b)	—	—	—	—	—
Other	—	—	—	—	—
<b>Other Expenditures</b>					
Other Expenditures	—	—	—	—	—
<b>Community Transit Services</b>					
CCR 6730(d), 6731(d), and 6731.1	—	—	—	—	—
<b>Total STAF Expenditures</b>	<b>\$ —</b>	<b>\$ —</b>	<b>\$ —</b>	<b>\$ —</b>	<b>\$ —</b>

**Table 6. Transportation Planning Agencies Annual Report — Fiscal Year 2006-07 — (continued)**  
**Schedule of Expenditures by Purpose Regarding the**  
**Local Transportation Funds and State Transit Assistance Funds**

Orange County  
Transportation Authority  
— (continued)

**Orange — (continued)**

	City of Rancho Santa Margarita	City of San Clemente	City of Santa Ana	City of Seal Beach	City of Westminster
<b>Local Transportation Fund Expenditures</b>					
<b>Administration</b>					
County Auditor PUC 99233.1	\$ —	\$ —	\$ —	\$ —	\$ —
TPA PUC 99233.1	—	—	—	—	—
<b>Planning</b>					
PUC 99233.2	—	—	—	—	—
PUC 99233.5(a)	—	—	—	—	—
PUC 99233.5(b)	—	—	—	—	—
<b>Pedestrian and Bicycle Facilities</b>					
PUC 99233.3, 99234	—	—	—	—	—
<b>Rail Service</b>					
PUC 99233.4, 99234.9	—	—	—	—	—
<b>Article 4.5</b>					
<b>Community Transit Services</b>					
PUC 99233.7, 99275	11,248	43,779	183,840	64,070	122,235
<b>Article 4</b>					
Planning PUC 99262	—	—	—	—	—
Transit PUC 99260(a)	—	—	—	—	—
Joint Powers Agencies PUC 99260.7	—	—	—	—	—
Railroad Corporations PUC 99260.5(a)	—	—	—	—	—
Other	—	—	—	—	—
<b>Article 8</b>					
Streets and Roads PUC 99400(a)	—	—	—	—	—
Pedestrians and Bicycles PUC 99400(a)	—	—	—	—	—
General Public PUC 99400(c)	—	—	—	—	—
Elderly and Handicapped PUC 99400(c)	—	—	—	—	—
Planning Contributions PUC 99402	—	—	—	—	—
Multimodal Terminal PUC 99400.5	—	—	—	—	—
Other	—	—	—	—	—
<b>Total LTF Expenditures</b>	<b>\$ 11,248</b>	<b>\$ 43,779</b>	<b>\$ 183,840</b>	<b>\$ 64,070</b>	<b>\$ 122,235</b>
<b>State Transit Assistance Fund Expenditures</b>					
<b>Article 4</b>					
Operating Costs CCR 6730(a)	\$ —	\$ —	\$ —	\$ —	\$ —
Capital Costs CCR 6730(b)	—	—	—	—	—
Rail Services Subsidy CCR 6730(c)	—	—	—	—	—
Specialized Services CCR 6731(c)	—	—	—	—	—
Other	—	—	—	—	—
<b>Article 8</b>					
AMTRAK CCR 6731(a)	—	—	—	—	—
General Public CCR 6731(b)	—	—	—	—	—
Elderly and Handicapped CCR 6731(b)	—	—	—	—	—
Other	—	—	—	—	—
<b>Other Expenditures</b>					
Other Expenditures	—	—	—	—	—
<b>Community Transit Services</b>					
CCR 6730(d), 6731(d), and 6731.1	—	—	—	—	—
<b>Total STAF Expenditures</b>	<b>\$ —</b>	<b>\$ —</b>	<b>\$ —</b>	<b>\$ —</b>	<b>\$ —</b>

**Table 6. Transportation Planning Agencies Annual Report — Fiscal Year 2006-07 — (continued)**  
**Schedule of Expenditures by Purpose Regarding the**  
**Local Transportation Funds and State Transit Assistance Funds**

	Orange County Transportation Authority — (continued)				Placer County Local Transportation Commission
	<b>Orange — (continued)</b>				<b>Placer</b>
	City of Yorba Linda	Orange County Transportation Authority(OCTD)	SCAG(Southern CA Assoc of Government)	Total	Placer County Local Transportation Commission
<b>Local Transportation Fund Expenditures</b>					
<b>Administration</b>					
County Auditor PUC 99233.1	\$ —	\$ —	\$ —	\$ 3,071	\$ —
TPA PUC 99233.1	—	—	—	106,291	275,000
<b>Planning</b>					
PUC 99233.2	—	—	186,200	4,632,692	800,461
PUC 99233.5(a)	—	—	—	—	—
PUC 99233.5(b)	—	—	—	—	—
<b>Pedestrian and Bicycle Facilities</b>					
PUC 99233.3, 99234	—	4,825,817	—	4,836,982	—
<b>Rail Service</b>					
PUC 99233.4, 99234.9	—	—	—	—	—
<b>Article 4.5</b>					
<b>Community Transit Services</b>					
PUC 99233.7, 99275	31,968	5,168,244	—	6,576,271	—
<b>Article 4</b>					
Planning PUC 99262	—	—	—	—	—
Transit PUC 99260(a)	—	96,847,518	—	98,738,910	—
Joint Powers Agencies PUC 99260.7	—	—	—	—	—
Railroad Corporations PUC 99260.5(a)	—	—	—	—	—
Other	—	—	—	—	—
<b>Article 8</b>					
Streets and Roads PUC 99400(a)	—	—	—	—	—
Pedestrians and Bicycles PUC 99400(a)	—	—	—	—	—
General Public PUC 99400(c)	—	—	—	—	—
Elderly and Handicapped PUC 99400(c)	—	—	—	—	—
Planning Contributions PUC 99402	—	—	—	—	—
Multimodal Terminal PUC 99400.5	—	—	—	—	—
Other	—	—	—	8,147	—
<b>Total LTF Expenditures</b>	<b>\$ 31,968</b>	<b>\$ 106,841,579</b>	<b>\$ 186,200</b>	<b>\$ 114,902,364</b>	<b>\$ 1,075,461</b>
<b>State Transit Assistance Fund Expenditures</b>					
<b>Article 4</b>					
Operating Costs CCR 6730(a)	\$ —	\$ 35,915,713	\$ —	\$ 35,915,713	\$ —
Capital Costs CCR 6730(b)	—	—	—	—	—
Rail Services Subsidy CCR 6730(c)	—	—	—	—	—
Specialized Services CCR 6731(c)	—	762,436	—	762,436	—
Other	—	—	—	—	—
<b>Article 8</b>					
AMTRAK CCR 6731(a)	—	—	—	—	—
General Public CCR 6731(b)	—	—	—	—	—
Elderly and Handicapped CCR 6731(b)	—	—	—	—	—
Other	—	—	—	—	—
<b>Other Expenditures</b>					
Other Expenditures	—	—	—	243	—
<b>Community Transit Services</b>					
CCR 6730(d), 6731(d), and 6731.1	—	—	—	—	—
<b>Total STAF Expenditures</b>	<b>\$ —</b>	<b>\$ 36,678,149</b>	<b>\$ —</b>	<b>\$ 36,678,392</b>	<b>\$ —</b>

**Table 6. Transportation Planning Agencies Annual Report — Fiscal Year 2006-07 — (continued)**  
**Schedule of Expenditures by Purpose Regarding the**  
**Local Transportation Funds and State Transit Assistance Funds**

Placer County Local  
Transportation  
Commission —  
(continued)

**Placer — (continued)**

	Placer County	City of Auburn	City of Colfax	City of Lincoln	City of Loomis
<b>Local Transportation Fund Expenditures</b>					
<b>Administration</b>					
County Auditor PUC 99233.1	\$ —	\$ —	\$ —	\$ —	\$ —
TPA PUC 99233.1	—	—	—	—	—
<b>Planning</b>					
PUC 99233.2	—	—	—	—	—
PUC 99233.5(a)	—	—	—	—	—
PUC 99233.5(b)	—	—	—	—	—
<b>Pedestrian and Bicycle Facilities</b>					
PUC 99233.3, 99234	379,963	—	—	—	—
<b>Rail Service</b>					
PUC 99233.4, 99234.9	—	—	—	—	—
<b>Article 4.5</b>					
<b>Community Transit Services</b>					
PUC 99233.7, 99275	—	—	—	—	—
<b>Article 4</b>					
Planning PUC 99262	—	—	—	—	—
Transit PUC 99260(a)	3,079,503	211,194	—	282,697	—
Joint Powers Agencies PUC 99260.7	—	—	—	—	—
Railroad Corporations PUC 99260.5(a)	—	—	—	—	—
Other	—	—	—	—	—
<b>Article 8</b>					
Streets and Roads PUC 99400(a)	2,842,725	611,425	109,812	760,816	409,804
Pedestrians and Bicycles PUC 99400(a)	—	—	—	—	—
General Public PUC 99400(c)	—	—	6,000	—	—
Elderly and Handicapped PUC 99400(c)	—	—	—	—	—
Planning Contributions PUC 99402	—	—	—	—	—
Multimodal Terminal PUC 99400.5	—	—	—	—	—
Other	7,069	—	—	1,043,514	—
<b>Total LTF Expenditures</b>	<b>\$ 6,309,260</b>	<b>\$ 822,619</b>	<b>\$ 115,812</b>	<b>\$ 2,087,027</b>	<b>\$ 409,804</b>
<b>State Transit Assistance Fund Expenditures</b>					
<b>Article 4</b>					
Operating Costs CCR 6730(a)	\$ 778,275	\$ —	\$ —	\$ —	\$ —
Capital Costs CCR 6730(b)	—	—	—	—	—
Rail Services Subsidy CCR 6730(c)	—	—	—	—	—
Specialized Services CCR 6731(c)	—	—	—	—	—
Other	—	—	—	—	—
<b>Article 8</b>					
AMTRAK CCR 6731(a)	—	—	—	—	—
General Public CCR 6731(b)	—	95,476	11,646	216,505	41,351
Elderly and Handicapped CCR 6731(b)	—	—	—	—	—
Other	—	—	—	—	—
<b>Other Expenditures</b>					
Other Expenditures	—	—	—	—	—
<b>Community Transit Services</b>					
CCR 6730(d), 6731(d), and 6731.1	—	—	—	—	—
<b>Total STAF Expenditures</b>	<b>\$ 778,275</b>	<b>\$ 95,476</b>	<b>\$ 11,646</b>	<b>\$ 216,505</b>	<b>\$ 41,351</b>

**Table 6. Transportation Planning Agencies Annual Report — Fiscal Year 2006-07 — (continued)**  
**Schedule of Expenditures by Purpose Regarding the**  
**Local Transportation Funds and State Transit Assistance Funds**

	Placer County Local Transportation Commission — (continued)			Plumas County Local Transportation Commission	
	Placer — (continued)			Plumas	
	City of Rocklin	City of Roseville	Consolidated Transportation Services Agency	Total	Plumas County Local Transportation Commission
<b>Local Transportation Fund Expenditures</b>					
<b>Administration</b>					
County Auditor PUC 99233.1	\$ —	\$ —	\$ —	\$ —	\$ —
TPA PUC 99233.1	—	—	—	275,000	21,500
<b>Planning</b>					
PUC 99233.2	—	—	—	800,461	—
PUC 99233.5(a)	—	—	—	—	—
PUC 99233.5(b)	—	—	—	—	—
<b>Pedestrian and Bicycle Facilities</b>					
PUC 99233.3, 99234	110,760	—	—	490,723	—
<b>Rail Service</b>					
PUC 99233.4, 99234.9	—	—	—	—	—
<b>Article 4.5</b>					
<b>Community Transit Services</b>					
PUC 99233.7, 99275	—	—	1,053,238	1,053,238	—
<b>Article 4</b>					
Planning PUC 99262	—	—	—	—	—
Transit PUC 99260(a)	102,479	5,000,000	—	8,675,873	—
Joint Powers Agencies PUC 99260.7	—	—	—	—	—
Railroad Corporations PUC 99260.5(a)	—	—	—	—	—
Other	—	—	—	—	—
<b>Article 8</b>					
Streets and Roads PUC 99400(a)	3,023,879	238,244	—	7,996,705	—
Pedestrians and Bicycles PUC 99400(a)	—	—	—	—	—
General Public PUC 99400(c)	102,479	—	—	108,479	—
Elderly and Handicapped PUC 99400(c)	—	—	—	—	—
Planning Contributions PUC 99402	—	—	—	—	—
Multimodal Terminal PUC 99400.5	—	—	—	—	—
Other	—	1,386,493	—	2,437,076	—
<b>Total LTF Expenditures</b>	<b>\$ 3,339,597</b>	<b>\$ 6,624,737</b>	<b>\$ 1,053,238</b>	<b>\$ 21,837,555</b>	<b>\$ 21,500</b>
<b>State Transit Assistance Fund Expenditures</b>					
<b>Article 4</b>					
Operating Costs CCR 6730(a)	\$ —	\$ —	\$ —	\$ 778,275	\$ —
Capital Costs CCR 6730(b)	—	—	—	—	—
Rail Services Subsidy CCR 6730(c)	—	—	—	—	—
Specialized Services CCR 6731(c)	—	—	—	—	—
Other	—	—	—	—	—
<b>Article 8</b>					
AMTRAK CCR 6731(a)	—	—	—	—	—
General Public CCR 6731(b)	324,941	725,051	—	1,414,970	—
Elderly and Handicapped CCR 6731(b)	—	—	—	—	—
Other	—	—	—	—	—
<b>Other Expenditures</b>					
Other Expenditures	—	162,000	—	162,000	—
<b>Community Transit Services</b>					
CCR 6730(d), 6731(d), and 6731.1	—	—	130,595	130,595	—
<b>Total STAF Expenditures</b>	<b>\$ 324,941</b>	<b>\$ 887,051</b>	<b>\$ 130,595</b>	<b>\$ 2,485,840</b>	<b>\$ —</b>



**Table 6. Transportation Planning Agencies Annual Report — Fiscal Year 2006-07 — (continued)**  
**Schedule of Expenditures by Purpose Regarding the**  
**Local Transportation Funds and State Transit Assistance Funds**

	Plumas County Local Transportation Commission — (continued)		Riverside County Transportation Commission		
	Plumas — (continued)		Riverside		
	Plumas County	Total	Riverside County Transportation Commission	Riverside County	City of Banning
<b>Local Transportation Fund Expenditures</b>					
<b>Administration</b>					
County Auditor PUC 99233.1	\$ —	\$ —	\$ —	\$ 12,000	\$ —
TPA PUC 99233.1	—	21,500	750,000	—	—
<b>Planning</b>					
PUC 99233.2	—	—	2,617,303	—	—
PUC 99233.5(a)	—	—	—	—	—
PUC 99233.5(b)	—	—	—	—	—
<b>Pedestrian and Bicycle Facilities</b>					
PUC 99233.3, 99234	—	—	—	89,450	—
<b>Rail Service</b>					
PUC 99233.4, 99234.9	—	—	7,778,430	—	—
<b>Article 4.5</b>					
<b>Community Transit Services</b>					
PUC 99233.7, 99275	—	—	—	—	—
<b>Article 4</b>					
Planning PUC 99262	—	—	—	—	—
Transit PUC 99260(a)	—	—	—	—	1,015,647
Joint Powers Agencies PUC 99260.7	—	—	—	—	—
Railroad Corporations PUC 99260.5(a)	—	—	—	—	—
Other	—	—	—	—	—
<b>Article 8</b>					
Streets and Roads PUC 99400(a)	—	—	—	269,339	—
Pedestrians and Bicycles PUC 99400(a)	8,817	8,817	—	—	—
General Public PUC 99400(c)	380,264	380,264	—	—	—
Elderly and Handicapped PUC 99400(c)	155,460	155,460	—	—	—
Planning Contributions PUC 99402	—	—	—	—	—
Multimodal Terminal PUC 99400.5	—	—	—	—	—
Other	—	—	—	—	—
<b>Total LTF Expenditures</b>	<b>\$ 544,541</b>	<b>\$ 566,041</b>	<b>\$ 11,145,733</b>	<b>\$ 370,789</b>	<b>\$ 1,015,647</b>
<b>State Transit Assistance Fund Expenditures</b>					
<b>Article 4</b>					
Operating Costs CCR 6730(a)	\$ —	\$ —	\$ —	\$ —	\$ —
Capital Costs CCR 6730(b)	—	—	—	—	84,971
Rail Services Subsidy CCR 6730(c)	—	—	—	—	—
Specialized Services CCR 6731(c)	—	—	—	—	—
Other	—	—	—	—	—
<b>Article 8</b>					
AMTRAK CCR 6731(a)	—	—	—	—	—
General Public CCR 6731(b)	50,000	50,000	—	—	—
Elderly and Handicapped CCR 6731(b)	—	—	—	—	—
Other	—	—	—	—	—
<b>Other Expenditures</b>					
Other Expenditures	—	—	319	—	—
<b>Community Transit Services</b>					
CCR 6730(d), 6731(d), and 6731.1	—	—	—	—	—
<b>Total STAF Expenditures</b>	<b>\$ 50,000</b>	<b>\$ 50,000</b>	<b>\$ 319</b>	<b>\$ —</b>	<b>\$ 84,971</b>

**Table 6. Transportation Planning Agencies Annual Report — Fiscal Year 2006-07 — (continued)**  
**Schedule of Expenditures by Purpose Regarding the**  
**Local Transportation Funds and State Transit Assistance Funds**

Riverside County  
Transportation  
Commission —  
(continued)

**Riverside — (continued)**

	City of Beaumont	City of Blythe	City of Corona	City of Hemet	City of Indio
<b>Local Transportation Fund Expenditures</b>					
<b>Administration</b>					
County Auditor PUC 99233.1	\$ —	\$ —	\$ —	\$ —	\$ —
TPA PUC 99233.1	—	—	—	—	—
<b>Planning</b>					
PUC 99233.2	—	—	—	—	—
PUC 99233.5(a)	—	—	—	—	—
PUC 99233.5(b)	—	—	—	—	—
<b>Pedestrian and Bicycle Facilities</b>					
PUC 99233.3, 99234	—	150,056	107,183	107,707	44,000
<b>Rail Service</b>					
PUC 99233.4, 99234.9	—	—	—	—	—
<b>Article 4.5</b>					
<b>Community Transit Services</b>					
PUC 99233.7, 99275	—	—	—	—	—
<b>Article 4</b>					
Planning PUC 99262	—	—	—	—	—
Transit PUC 99260(a)	14,000	—	1,240,517	—	—
Joint Powers Agencies PUC 99260.7	—	—	—	—	—
Railroad Corporations PUC 99260.5(a)	—	—	—	—	—
Other	—	—	—	—	—
<b>Article 8</b>					
Streets and Roads PUC 99400(a)	—	627,556	—	—	—
Pedestrians and Bicycles PUC 99400(a)	—	—	—	—	—
General Public PUC 99400(c)	—	—	—	—	—
Elderly and Handicapped PUC 99400(c)	—	—	—	—	—
Planning Contributions PUC 99402	—	—	—	—	—
Multimodal Terminal PUC 99400.5	—	—	—	—	—
Other	—	—	—	—	—
<b>Total LTF Expenditures</b>	<b>\$ 14,000</b>	<b>\$ 777,612</b>	<b>\$ 1,347,700</b>	<b>\$ 107,707</b>	<b>\$ 44,000</b>
<b>State Transit Assistance Fund Expenditures</b>					
<b>Article 4</b>					
Operating Costs CCR 6730(a)	\$ —	\$ —	\$ —	\$ —	\$ —
Capital Costs CCR 6730(b)	—	—	293,600	—	—
Rail Services Subsidy CCR 6730(c)	—	—	—	—	—
Specialized Services CCR 6731(c)	—	—	—	—	—
Other	—	—	—	—	—
<b>Article 8</b>					
AMTRAK CCR 6731(a)	—	—	—	—	—
General Public CCR 6731(b)	—	—	—	—	—
Elderly and Handicapped CCR 6731(b)	—	—	—	—	—
Other	—	—	—	—	—
<b>Other Expenditures</b>					
Other Expenditures	—	—	—	—	—
<b>Community Transit Services</b>					
CCR 6730(d), 6731(d), and 6731.1	—	—	—	—	—
<b>Total STAF Expenditures</b>	<b>\$ —</b>	<b>\$ —</b>	<b>\$ 293,600</b>	<b>\$ —</b>	<b>\$ —</b>

**Table 6. Transportation Planning Agencies Annual Report — Fiscal Year 2006-07 — (continued)**  
**Schedule of Expenditures by Purpose Regarding the**  
**Local Transportation Funds and State Transit Assistance Funds**

Riverside County  
Transportation  
Commission —  
(continued)

**Riverside — (continued)**

	City of La Quinta	City of Moreno Valley	City of Murrieta	City of Riverside	City of Temecula
<b>Local Transportation Fund Expenditures</b>					
<b>Administration</b>					
County Auditor PUC 99233.1	\$ —	\$ —	\$ —	\$ —	\$ —
TPA PUC 99233.1	—	—	—	—	—
<b>Planning</b>					
PUC 99233.2	—	—	—	—	—
PUC 99233.5(a)	—	—	—	—	—
PUC 99233.5(b)	—	—	—	—	—
<b>Pedestrian and Bicycle Facilities</b>					
PUC 99233.3, 99234	25,099	55,000	55,343	66,177	60,825
<b>Rail Service</b>					
PUC 99233.4, 99234.9	—	—	—	—	—
<b>Article 4.5</b>					
<b>Community Transit Services</b>					
PUC 99233.7, 99275	—	—	—	—	—
<b>Article 4</b>					
Planning PUC 99262	—	—	—	—	—
Transit PUC 99260(a)	—	—	—	2,270,014	—
Joint Powers Agencies PUC 99260.7	—	—	—	—	—
Railroad Corporations PUC 99260.5(a)	—	—	—	—	—
Other	—	—	—	—	—
<b>Article 8</b>					
Streets and Roads PUC 99400(a)	—	—	—	—	—
Pedestrians and Bicycles PUC 99400(a)	—	—	—	—	—
General Public PUC 99400(c)	—	—	—	—	—
Elderly and Handicapped PUC 99400(c)	—	—	—	—	—
Planning Contributions PUC 99402	—	—	—	—	—
Multimodal Terminal PUC 99400.5	—	—	—	—	—
Other	—	—	—	—	—
<b>Total LTF Expenditures</b>	<b>\$ 25,099</b>	<b>\$ 55,000</b>	<b>\$ 55,343</b>	<b>\$ 2,336,191</b>	<b>\$ 60,825</b>
<b>State Transit Assistance Fund Expenditures</b>					
<b>Article 4</b>					
Operating Costs CCR 6730(a)	\$ —	\$ —	\$ —	\$ —	\$ —
Capital Costs CCR 6730(b)	—	—	—	592,000	—
Rail Services Subsidy CCR 6730(c)	—	—	—	—	—
Specialized Services CCR 6731(c)	—	—	—	—	—
Other	—	—	—	—	—
<b>Article 8</b>					
AMTRAK CCR 6731(a)	—	—	—	—	—
General Public CCR 6731(b)	—	—	—	—	—
Elderly and Handicapped CCR 6731(b)	—	—	—	—	—
Other	—	—	—	—	—
<b>Other Expenditures</b>					
Other Expenditures	—	—	—	—	—
<b>Community Transit Services</b>					
CCR 6730(d), 6731(d), and 6731.1	—	—	—	—	—
<b>Total STAF Expenditures</b>	<b>\$ —</b>	<b>\$ —</b>	<b>\$ —</b>	<b>\$ 592,000</b>	<b>\$ —</b>

**Table 6. Transportation Planning Agencies Annual Report — Fiscal Year 2006-07 — (continued)**  
**Schedule of Expenditures by Purpose Regarding the**  
**Local Transportation Funds and State Transit Assistance Funds**

Riverside County  
Transportation  
Commission —  
(continued)

**Riverside — (continued)**

	Palo Verde Valley Transit Agency	Riverside Transit Agency	Southern California Association of Governments	Sunline Transit Agency	Total
<b>Local Transportation Fund Expenditures</b>					
<b>Administration</b>					
County Auditor PUC 99233.1	\$ —	\$ —	\$ —	\$ —	\$ 12,000
TPA PUC 99233.1	—	—	—	—	750,000
<b>Planning</b>					
PUC 99233.2	—	—	123,500	—	2,740,803
PUC 99233.5(a)	—	—	—	—	—
PUC 99233.5(b)	—	—	—	—	—
<b>Pedestrian and Bicycle Facilities</b>					
PUC 99233.3, 99234	—	—	—	—	760,840
<b>Rail Service</b>					
PUC 99233.4, 99234.9	—	—	—	—	7,778,430
<b>Article 4.5</b>					
<b>Community Transit Services</b>					
PUC 99233.7, 99275	—	—	—	—	—
<b>Article 4</b>					
Planning PUC 99262	—	—	—	—	—
Transit PUC 99260(a)	747,874	40,377,479	—	11,928,677	57,594,208
Joint Powers Agencies PUC 99260.7	—	—	—	—	—
Railroad Corporations PUC 99260.5(a)	—	—	—	—	—
Other	—	—	—	—	—
<b>Article 8</b>					
Streets and Roads PUC 99400(a)	—	—	—	—	896,895
Pedestrians and Bicycles PUC 99400(a)	—	—	—	—	—
General Public PUC 99400(c)	—	—	—	—	—
Elderly and Handicapped PUC 99400(c)	—	—	—	—	—
Planning Contributions PUC 99402	—	—	—	—	—
Multimodal Terminal PUC 99400.5	—	—	—	—	—
Other	—	—	—	—	—
<b>Total LTF Expenditures</b>	<b>\$ 747,874</b>	<b>\$ 40,377,479</b>	<b>\$ 123,500</b>	<b>\$ 11,928,677</b>	<b>\$ 70,533,176</b>
<b>State Transit Assistance Fund Expenditures</b>					
<b>Article 4</b>					
Operating Costs CCR 6730(a)	\$ —	\$ —	\$ —	\$ —	\$ —
Capital Costs CCR 6730(b)	48,850	2,391,236	—	12,400	3,423,057
Rail Services Subsidy CCR 6730(c)	—	—	—	—	—
Specialized Services CCR 6731(c)	—	—	—	—	—
Other	—	—	—	—	—
<b>Article 8</b>					
AMTRAK CCR 6731(a)	—	—	—	—	—
General Public CCR 6731(b)	—	—	—	—	—
Elderly and Handicapped CCR 6731(b)	—	—	—	—	—
Other	—	—	—	—	—
<b>Other Expenditures</b>					
Other Expenditures	—	—	—	—	319
<b>Community Transit Services</b>					
CCR 6730(d), 6731(d), and 6731.1	—	—	—	—	—
<b>Total STAF Expenditures</b>	<b>\$ 48,850</b>	<b>\$ 2,391,236</b>	<b>\$ —</b>	<b>\$ 12,400</b>	<b>\$ 3,423,376</b>

**Table 6. Transportation Planning Agencies Annual Report — Fiscal Year 2006-07 — (continued)**  
**Schedule of Expenditures by Purpose Regarding the**  
**Local Transportation Funds and State Transit Assistance Funds**

	Sacramento Area Council of Governments				
	<b>Sacramento</b>				
	Sacramento Area Council of Governments	Sacramento County	City of Citrus Heights	City of Elk Grove	City of Folsom
<b>Local Transportation Fund Expenditures</b>					
<b>Administration</b>					
County Auditor PUC 99233.1	\$ —	\$ 17,000	\$ —	\$ —	\$ —
TPA PUC 99233.1	582,593	—	—	—	—
<b>Planning</b>					
PUC 99233.2	—	—	—	—	—
PUC 99233.5(a)	—	—	—	—	—
PUC 99233.5(b)	—	—	—	—	—
<b>Pedestrian and Bicycle Facilities</b>					
PUC 99233.3, 99234	—	475,590	74,248	103,134	57,697
<b>Rail Service</b>					
PUC 99233.4, 99234.9	—	—	—	—	—
<b>Article 4.5</b>					
<b>Community Transit Services</b>					
PUC 99233.7, 99275	—	—	—	—	—
<b>Article 4</b>					
Planning PUC 99262	1,712,375	—	—	—	—
Transit PUC 99260(a)	—	—	—	3,761,416	1,695,802
Joint Powers Agencies PUC 99260.7	—	—	—	—	—
Railroad Corporations PUC 99260.5(a)	—	—	—	—	—
Other	—	—	—	—	—
<b>Article 8</b>					
Streets and Roads PUC 99400(a)	—	—	—	—	—
Pedestrians and Bicycles PUC 99400(a)	—	—	—	—	—
General Public PUC 99400(c)	—	443,471	3,328,215	1,137,454	1,044,805
Elderly and Handicapped PUC 99400(c)	—	—	—	—	—
Planning Contributions PUC 99402	30,245	—	—	—	—
Multimodal Terminal PUC 99400.5	—	—	—	—	—
Other	—	229,318	198,585	—	—
<b>Total LTF Expenditures</b>	<b>\$ 2,325,213</b>	<b>\$ 1,165,379</b>	<b>\$ 3,601,048</b>	<b>\$ 5,002,004</b>	<b>\$ 2,798,304</b>
<b>State Transit Assistance Fund Expenditures</b>					
<b>Article 4</b>					
Operating Costs CCR 6730(a)	\$ —	\$ —	\$ —	\$ —	\$ —
Capital Costs CCR 6730(b)	—	324,182	—	1,081,241	619,180
Rail Services Subsidy CCR 6730(c)	—	—	—	—	—
Specialized Services CCR 6731(c)	—	—	—	—	—
Other	—	—	—	—	—
<b>Article 8</b>					
AMTRAK CCR 6731(a)	—	—	—	—	—
General Public CCR 6731(b)	—	—	754,109	—	—
Elderly and Handicapped CCR 6731(b)	—	—	—	—	—
Other	—	—	—	—	—
<b>Other Expenditures</b>					
Other Expenditures	—	—	—	—	—
<b>Community Transit Services</b>					
CCR 6730(d), 6731(d), and 6731.1	—	—	—	—	—
<b>Total STAF Expenditures</b>	<b>\$ —</b>	<b>\$ 324,182</b>	<b>\$ 754,109</b>	<b>\$ 1,081,241</b>	<b>\$ 619,180</b>

**Table 6. Transportation Planning Agencies Annual Report — Fiscal Year 2006-07 — (continued)**  
**Schedule of Expenditures by Purpose Regarding the**  
**Local Transportation Funds and State Transit Assistance Funds**

Sacramento Area  
Council of  
Governments —  
(continued)

**Sacramento —**  
**(continued)**  
City of Galt

City of Isleton

City of Rancho Cordova

City of Sacramento

Paratransit, Inc.

**Local Transportation Fund Expenditures**

**Administration**

County Auditor PUC 99233.1	\$	—	\$	—	\$	—	\$	—	\$	—
TPA PUC 99233.1		—		—		—		—		—

**Planning**

PUC 99233.2		—		—		—		—		—
PUC 99233.5(a)		—		—		—		—		—
PUC 99233.5(b)		—		—		—		—		—

**Pedestrian and Bicycle Facilities**

PUC 99233.3, 99234		19,467		696		46,767		384,147		—
--------------------	--	--------	--	-----	--	--------	--	---------	--	---

**Rail Service**

PUC 99233.4, 99234.9		—		—		—		—		—
----------------------	--	---	--	---	--	---	--	---	--	---

**Article 4.5**

**Community Transit Services**

PUC 99233.7, 99275		—		—		—		—		2,142,736
--------------------	--	---	--	---	--	---	--	---	--	-----------

**Article 4**

Planning PUC 99262		—		—		—		—		—
Transit PUC 99260(a)		—		—		—		—		—
Joint Powers Agencies PUC 99260.7		—		—		—		—		—
Railroad Corporations PUC 99260.5(a)		—		—		—		—		—
Other		—		—		—		—		—

**Article 8**

Streets and Roads PUC 99400(a)		609,537		33,054		—		—		—
Pedestrians and Bicycles PUC 99400(a)		—		—		—		—		—
General Public PUC 99400(c)		258,817		—		—		—		—
Elderly and Handicapped PUC 99400(c)		—		—		—		—		—
Planning Contributions PUC 99402		—		—		—		—		—
Multimodal Terminal PUC 99400.5		—		—		—		—		—
Other		56,348		—		—		—		—

**Total LTF Expenditures**

	\$	<u>944,169</u>	\$	<u>33,750</u>	\$	<u>46,767</u>	\$	<u>384,147</u>	\$	<u>2,142,736</u>
--	----	----------------	----	---------------	----	---------------	----	----------------	----	------------------

**State Transit Assistance Fund Expenditures**

**Article 4**

Operating Costs CCR 6730(a)	\$	—	\$	—	\$	—	\$	—	\$	—
Capital Costs CCR 6730(b)		197,751		—		—		—		—
Rail Services Subsidy CCR 6730(c)		—		—		—		—		—
Specialized Services CCR 6731(c)		—		—		—		—		—
Other		—		—		—		—		—

**Article 8**

AMTRAK CCR 6731(a)		—		—		—		—		—
General Public CCR 6731(b)		—		7,084		—		—		—
Elderly and Handicapped CCR 6731(b)		—		—		—		—		—
Other		—		—		—		—		—

**Other Expenditures**

Other Expenditures		—		—		—		—		—
--------------------	--	---	--	---	--	---	--	---	--	---

**Community Transit Services**

CCR 6730(d), 6731(d), and 6731.1		—		—		—		—		—
----------------------------------	--	---	--	---	--	---	--	---	--	---

**Total STAF Expenditures**

	\$	<u>197,751</u>	\$	<u>7,084</u>	\$	<u>—</u>	\$	<u>—</u>	\$	<u>—</u>
--	----	----------------	----	--------------	----	----------	----	----------	----	----------

**Table 6. Transportation Planning Agencies Annual Report — Fiscal Year 2006-07 — (continued)**  
**Schedule of Expenditures by Purpose Regarding the**  
**Local Transportation Funds and State Transit Assistance Funds**

Sacramento Area  
 Council of  
 Governments —  
 (continued)

	<b>Sacramento — (continued)</b>		<b>Sutter</b>		
	Sacramento Regional Transit System	Total	Sacramento Area Council of Governments	Sutter County	City of Live Oak
<b>Local Transportation Fund Expenditures</b>					
<b>Administration</b>					
County Auditor PUC 99233.1	\$ —	\$ 17,000	\$ —	\$ 2,400	\$ —
TPA PUC 99233.1	—	582,593	33,569	—	—
<b>Planning</b>					
PUC 99233.2	—	—	—	—	—
PUC 99233.5(a)	—	—	—	—	—
PUC 99233.5(b)	—	—	—	—	—
<b>Pedestrian and Bicycle Facilities</b>					
PUC 99233.3, 99234	—	1,161,746	—	—	—
<b>Rail Service</b>					
PUC 99233.4, 99234.9	—	—	—	—	—
<b>Article 4.5</b>					
<b>Community Transit Services</b>					
PUC 99233.7, 99275	—	2,142,736	—	—	—
<b>Article 4</b>					
Planning PUC 99262	—	1,712,375	31,902	—	—
Transit PUC 99260(a)	40,243,430	45,700,648	—	141,227	—
Joint Powers Agencies PUC 99260.7	—	—	—	—	—
Railroad Corporations PUC 99260.5(a)	—	—	—	—	—
Other	—	—	—	—	—
<b>Article 8</b>					
Streets and Roads PUC 99400(a)	—	642,591	—	1,116,305	231,162
Pedestrians and Bicycles PUC 99400(a)	—	—	—	—	—
General Public PUC 99400(c)	—	6,212,762	—	—	16,500
Elderly and Handicapped PUC 99400(c)	—	—	—	—	—
Planning Contributions PUC 99402	—	30,245	68,509	—	—
Multimodal Terminal PUC 99400.5	—	—	—	—	—
Other	—	484,251	—	—	—
<b>Total LTF Expenditures</b>	<b>\$ 40,243,430</b>	<b>\$ 58,686,947</b>	<b>\$ 133,980</b>	<b>\$ 1,259,932</b>	<b>\$ 247,662</b>
<b>State Transit Assistance Fund Expenditures</b>					
<b>Article 4</b>					
Operating Costs CCR 6730(a)	\$ 6,145,726	\$ 6,145,726	\$ —	\$ —	\$ —
Capital Costs CCR 6730(b)	9,612,859	11,835,213	—	—	—
Rail Services Subsidy CCR 6730(c)	—	—	—	—	—
Specialized Services CCR 6731(c)	—	—	—	—	—
Other	—	—	—	—	—
<b>Article 8</b>					
AMTRAK CCR 6731(a)	—	—	—	—	—
General Public CCR 6731(b)	—	761,193	—	—	58,440
Elderly and Handicapped CCR 6731(b)	—	—	—	—	—
Other	—	—	—	—	—
<b>Other Expenditures</b>					
Other Expenditures	—	—	—	—	—
<b>Community Transit Services</b>					
CCR 6730(d), 6731(d), and 6731.1	—	—	—	—	—
<b>Total STAF Expenditures</b>	<b>\$ 15,758,585</b>	<b>\$ 18,742,132</b>	<b>\$ —</b>	<b>\$ —</b>	<b>\$ 58,440</b>

**Table 6. Transportation Planning Agencies Annual Report — Fiscal Year 2006-07 — (continued)**  
**Schedule of Expenditures by Purpose Regarding the**  
**Local Transportation Funds and State Transit Assistance Funds**

Sacramento Area  
Council of  
Governments —  
(continued)

	Sutter — (continued)			Yolo	
	City of Yuba City	Yuba Sutter Transit Authority	Total	Sacramento Area Council of Governments	Yolo County
<b>Local Transportation Fund Expenditures</b>					
<b>Administration</b>					
County Auditor PUC 99233.1	\$ —	\$ —	\$ 2,400	\$ —	\$ 5,000
TPA PUC 99233.1	—	—	33,569	98,237	—
<b>Planning</b>					
PUC 99233.2	—	—	—	—	—
PUC 99233.5(a)	—	—	—	—	—
PUC 99233.5(b)	—	—	—	—	—
<b>Pedestrian and Bicycle Facilities</b>					
PUC 99233.3, 99234	—	—	—	—	—
<b>Rail Service</b>					
PUC 99233.4, 99234.9	—	—	—	—	—
<b>Article 4.5</b>					
<b>Community Transit Services</b>					
PUC 99233.7, 99275	—	—	—	—	—
<b>Article 4</b>					
Planning PUC 99262	—	—	31,902	209,010	—
Transit PUC 99260(a)	1,014,211	—	1,155,438	—	—
Joint Powers Agencies PUC 99260.7	—	—	—	—	—
Railroad Corporations PUC 99260.5(a)	—	—	—	—	—
Other	—	—	—	—	—
<b>Article 8</b>					
Streets and Roads PUC 99400(a)	727,215	—	2,074,682	—	906,352
Pedestrians and Bicycles PUC 99400(a)	—	—	—	—	—
General Public PUC 99400(c)	—	—	16,500	—	246,190
Elderly and Handicapped PUC 99400(c)	—	—	—	—	—
Planning Contributions PUC 99402	—	—	68,509	84,832	—
Multimodal Terminal PUC 99400.5	—	—	—	—	—
Other	—	—	—	—	—
<b>Total LTF Expenditures</b>	<b>\$ 1,741,426</b>	<b>\$ —</b>	<b>\$ 3,383,000</b>	<b>\$ 392,079</b>	<b>\$ 1,157,542</b>
<b>State Transit Assistance Fund Expenditures</b>					
<b>Article 4</b>					
Operating Costs CCR 6730(a)	\$ —	\$ —	\$ —	\$ —	\$ —
Capital Costs CCR 6730(b)	—	1,339,259	1,339,259	—	—
Rail Services Subsidy CCR 6730(c)	—	—	—	—	—
Specialized Services CCR 6731(c)	—	—	—	—	—
Other	—	—	—	—	—
<b>Article 8</b>					
AMTRAK CCR 6731(a)	—	—	—	—	—
General Public CCR 6731(b)	—	—	58,440	—	196,127
Elderly and Handicapped CCR 6731(b)	—	—	—	—	—
Other	—	—	—	—	—
<b>Other Expenditures</b>					
Other Expenditures	—	—	—	—	—
<b>Community Transit Services</b>					
CCR 6730(d), 6731(d), and 6731.1	—	—	—	—	—
<b>Total STAF Expenditures</b>	<b>\$ —</b>	<b>\$ 1,339,259</b>	<b>\$ 1,397,699</b>	<b>\$ —</b>	<b>\$ 196,127</b>



**Table 6. Transportation Planning Agencies Annual Report — Fiscal Year 2006-07 — (continued)**  
**Schedule of Expenditures by Purpose Regarding the**  
**Local Transportation Funds and State Transit Assistance Funds**

Sacramento Area  
Council of  
Governments —  
(continued)

Yolo — (continued)

	City of Davis	City of West Sacramento	City of Winters	City of Woodland	Yolo County Transportation District
<b>Local Transportation Fund Expenditures</b>					
<b>Administration</b>					
County Auditor PUC 99233.1	\$ —	\$ —	\$ —	\$ —	\$ —
TPA PUC 99233.1	—	—	—	—	—
<b>Planning</b>					
PUC 99233.2	—	—	—	—	—
PUC 99233.5(a)	—	—	—	—	—
PUC 99233.5(b)	—	—	—	—	—
<b>Pedestrian and Bicycle Facilities</b>					
PUC 99233.3, 99234	—	—	—	—	—
<b>Rail Service</b>					
PUC 99233.4, 99234.9	—	—	—	—	—
<b>Article 4.5</b>					
<b>Community Transit Services</b>					
PUC 99233.7, 99275	—	—	—	—	—
<b>Article 4</b>					
Planning PUC 99262	—	—	—	—	—
Transit PUC 99260(a)	16,068	—	—	—	—
Joint Powers Agencies PUC 99260.7	—	—	—	—	—
Railroad Corporations PUC 99260.5(a)	—	—	—	—	—
Other	—	—	—	—	—
<b>Article 8</b>					
Streets and Roads PUC 99400(a)	1,449,738	—	242,957	1,585,006	—
Pedestrians and Bicycles PUC 99400(a)	—	—	—	—	—
General Public PUC 99400(c)	1,711,965	2,034,653	110,219	1,116,448	—
Elderly and Handicapped PUC 99400(c)	—	—	—	—	—
Planning Contributions PUC 99402	25,209	—	—	—	—
Multimodal Terminal PUC 99400.5	—	—	—	—	—
Other	56,079	—	—	—	—
<b>Total LTF Expenditures</b>	<b>\$ 3,259,059</b>	<b>\$ 2,034,653</b>	<b>\$ 353,176</b>	<b>\$ 2,701,454</b>	<b>\$ —</b>
<b>State Transit Assistance Fund Expenditures</b>					
<b>Article 4</b>					
Operating Costs CCR 6730(a)	\$ —	\$ —	\$ —	\$ —	\$ —
Capital Costs CCR 6730(b)	—	—	—	—	171,433
Rail Services Subsidy CCR 6730(c)	—	—	—	—	—
Specialized Services CCR 6731(c)	—	—	—	—	—
Other	—	—	—	—	—
<b>Article 8</b>					
AMTRAK CCR 6731(a)	—	—	—	—	—
General Public CCR 6731(b)	772,456	346,359	60,063	459,844	—
Elderly and Handicapped CCR 6731(b)	—	—	—	—	—
Other	—	—	—	—	—
<b>Other Expenditures</b>					
Other Expenditures	—	—	—	—	—
<b>Community Transit Services</b>					
CCR 6730(d), 6731(d), and 6731.1	—	—	—	—	—
<b>Total STAF Expenditures</b>	<b>\$ 772,456</b>	<b>\$ 346,359</b>	<b>\$ 60,063</b>	<b>\$ 459,844</b>	<b>\$ 171,433</b>

**Table 6. Transportation Planning Agencies Annual Report — Fiscal Year 2006-07 — (continued)**  
**Schedule of Expenditures by Purpose Regarding the**  
**Local Transportation Funds and State Transit Assistance Funds**

Sacramento Area  
Council of  
Governments —  
(continued)

	Yolo		Yuba		Yuba County	City of Marysville	City of Wheatland
	Total		Sacramento Area Council of Governments				
<b>Local Transportation Fund Expenditures</b>							
<b>Administration</b>							
County Auditor PUC 99233.1	\$ 5,000	\$ —	\$ 750	\$ —	\$ —	\$ —	\$ —
TPA PUC 99233.1	98,237	16,915	—	—	—	—	—
<b>Planning</b>							
PUC 99233.2	—	—	—	—	—	—	—
PUC 99233.5(a)	—	—	—	—	—	—	—
PUC 99233.5(b)	—	—	—	—	—	—	—
<b>Pedestrian and Bicycle Facilities</b>							
PUC 99233.3, 99234	—	—	—	—	—	—	—
<b>Rail Service</b>							
PUC 99233.4, 99234.9	—	—	—	—	—	—	—
<b>Article 4.5</b>							
<b>Community Transit Services</b>							
PUC 99233.7, 99275	—	—	—	—	—	—	—
<b>Article 4</b>							
Planning PUC 99262	209,010	9,574	—	—	—	—	—
Transit PUC 99260(a)	16,068	—	543,264	309,553	—	—	—
Joint Powers Agencies PUC 99260.7	—	—	—	—	—	—	—
Railroad Corporations PUC 99260.5(a)	—	—	—	—	—	—	—
Other	—	—	—	—	—	—	—
<b>Article 8</b>							
Streets and Roads PUC 99400(a)	4,184,053	—	698,920	—	—	—	84,129
Pedestrians and Bicycles PUC 99400(a)	—	—	—	—	—	—	—
General Public PUC 99400(c)	5,219,475	—	—	—	—	—	—
Elderly and Handicapped PUC 99400(c)	—	—	—	—	—	—	—
Planning Contributions PUC 99402	110,041	41,020	—	—	—	—	—
Multimodal Terminal PUC 99400.5	—	—	—	—	—	—	—
Other	56,079	—	—	—	—	—	—
<b>Total LTF Expenditures</b>	<b>\$ 9,897,963</b>	<b>\$ 67,509</b>	<b>\$ 1,242,934</b>	<b>\$ 309,553</b>	<b>\$ —</b>	<b>\$ —</b>	<b>\$ 84,129</b>
<b>State Transit Assistance Fund Expenditures</b>							
<b>Article 4</b>							
Operating Costs CCR 6730(a)	\$ —	\$ —	\$ —	\$ —	\$ —	\$ —	\$ —
Capital Costs CCR 6730(b)	171,433	—	—	—	—	—	—
Rail Services Subsidy CCR 6730(c)	—	—	—	—	—	—	—
Specialized Services CCR 6731(c)	—	—	—	—	—	—	—
Other	—	—	—	—	—	—	—
<b>Article 8</b>							
AMTRAK CCR 6731(a)	—	—	—	—	—	—	—
General Public CCR 6731(b)	1,834,849	—	—	—	—	—	29,515
Elderly and Handicapped CCR 6731(b)	—	—	—	—	—	—	—
Other	—	—	—	—	—	—	—
<b>Other Expenditures</b>							
Other Expenditures	—	—	—	—	—	—	—
<b>Community Transit Services</b>							
CCR 6730(d), 6731(d), and 6731.1	—	—	—	—	—	—	—
<b>Total STAF Expenditures</b>	<b>\$ 2,006,282</b>	<b>\$ —</b>	<b>\$ —</b>	<b>\$ —</b>	<b>\$ —</b>	<b>\$ —</b>	<b>\$ 29,515</b>

**Table 6. Transportation Planning Agencies Annual Report — Fiscal Year 2006-07 — (continued)**  
**Schedule of Expenditures by Purpose Regarding the**  
**Local Transportation Funds and State Transit Assistance Funds**

	Sacramento Area Council of Governments — (continued)		Council of San Benito County Governments		
			San Benito		
	Total	Total	Council of San Benito County Governments	San Benito County	Local Transportation Authority
<b>Local Transportation Fund Expenditures</b>					
<b>Administration</b>					
County Auditor PUC 99233.1	\$ 750	\$ 25,150	\$ —	\$ —	\$ —
TPA PUC 99233.1	16,915	731,314	—	—	—
<b>Planning</b>					
PUC 99233.2	—	—	—	—	—
PUC 99233.5(a)	—	—	—	—	—
PUC 99233.5(b)	—	—	—	—	—
<b>Pedestrian and Bicycle Facilities</b>					
PUC 99233.3, 99234	—	1,161,746	—	23,758	—
<b>Rail Service</b>					
PUC 99233.4, 99234.9	—	—	—	—	—
<b>Article 4.5</b>					
<b>Community Transit Services</b>					
PUC 99233.7, 99275	—	2,142,736	—	—	—
<b>Article 4</b>					
Planning PUC 99262	9,574	1,962,861	241,746	—	—
Transit PUC 99260(a)	852,817	47,724,971	—	—	481,276
Joint Powers Agencies PUC 99260.7	—	—	—	—	—
Railroad Corporations PUC 99260.5(a)	—	—	—	—	—
Other	—	—	—	—	—
<b>Article 8</b>					
Streets and Roads PUC 99400(a)	783,049	7,684,375	—	—	—
Pedestrians and Bicycles PUC 99400(a)	—	—	—	—	—
General Public PUC 99400(c)	—	11,448,737	—	—	—
Elderly and Handicapped PUC 99400(c)	—	—	—	—	—
Planning Contributions PUC 99402	41,020	249,815	—	—	—
Multimodal Terminal PUC 99400.5	—	—	—	—	—
Other	—	540,330	—	—	—
<b>Total LTF Expenditures</b>	<b>\$ 1,704,125</b>	<b>\$ 73,672,035</b>	<b>\$ 241,746</b>	<b>\$ 23,758</b>	<b>\$ 481,276</b>
<b>State Transit Assistance Fund Expenditures</b>					
<b>Article 4</b>					
Operating Costs CCR 6730(a)	\$ —	\$ 6,145,726	\$ —	\$ —	\$ 636,209
Capital Costs CCR 6730(b)	—	13,345,905	—	—	—
Rail Services Subsidy CCR 6730(c)	—	—	—	—	—
Specialized Services CCR 6731(c)	—	—	—	—	—
Other	—	—	—	—	—
<b>Article 8</b>					
AMTRAK CCR 6731(a)	—	—	—	—	—
General Public CCR 6731(b)	29,515	2,683,997	—	—	—
Elderly and Handicapped CCR 6731(b)	—	—	—	—	—
Other	—	—	—	—	—
<b>Other Expenditures</b>					
Other Expenditures	—	—	—	—	—
<b>Community Transit Services</b>					
CCR 6730(d), 6731(d), and 6731.1	—	—	—	—	—
<b>Total STAF Expenditures</b>	<b>\$ 29,515</b>	<b>\$ 22,175,628</b>	<b>\$ —</b>	<b>\$ —</b>	<b>\$ 636,209</b>

**Table 6. Transportation Planning Agencies Annual Report — Fiscal Year 2006-07 — (continued)**  
**Schedule of Expenditures by Purpose Regarding the**  
**Local Transportation Funds and State Transit Assistance Funds**

	Council of San Benito County Governments — (continued)		San Bernardino Associated Governments		
	<b>San Bernardino</b>				
	Total	San Bernardino Associated Governments	San Bernardino County	City of Barstow	City of Fontana
<b>Local Transportation Fund Expenditures</b>					
<b>Administration</b>					
County Auditor PUC 99233.1	\$ —	\$ —	\$ 17,000	\$ —	\$ —
TPA PUC 99233.1	—	300,000	—	—	—
<b>Planning</b>					
PUC 99233.2	—	2,428,490	—	—	—
PUC 99233.5(a)	—	—	—	—	—
PUC 99233.5(b)	—	—	—	—	—
<b>Pedestrian and Bicycle Facilities</b>					
PUC 99233.3, 99234	23,758	—	175,284	—	156,400
<b>Rail Service</b>					
PUC 99233.4, 99234.9	—	9,848,947	—	—	—
<b>Article 4.5</b>					
<b>Community Transit Services</b>					
PUC 99233.7, 99275	—	—	—	—	—
<b>Article 4</b>					
Planning PUC 99262	241,746	—	—	—	—
Transit PUC 99260(a)	481,276	—	—	—	—
Joint Powers Agencies PUC 99260.7	—	—	—	—	—
Railroad Corporations PUC 99260.5(a)	—	—	—	—	—
Other	—	—	—	—	—
<b>Article 8</b>					
Streets and Roads PUC 99400(a)	—	—	—	—	—
Pedestrians and Bicycles PUC 99400(a)	—	—	—	—	—
General Public PUC 99400(c)	—	—	—	1,493,386	—
Elderly and Handicapped PUC 99400(c)	—	—	—	—	—
Planning Contributions PUC 99402	—	—	—	—	—
Multimodal Terminal PUC 99400.5	—	—	—	—	—
Other	—	—	—	—	—
<b>Total LTF Expenditures</b>	<b>\$ 746,780</b>	<b>\$ 12,577,437</b>	<b>\$ 192,284</b>	<b>\$ 1,493,386</b>	<b>\$ 156,400</b>
<b>State Transit Assistance Fund Expenditures</b>					
<b>Article 4</b>					
Operating Costs CCR 6730(a)	\$ 636,209	\$ —	\$ —	\$ —	\$ —
Capital Costs CCR 6730(b)	—	—	—	—	—
Rail Services Subsidy CCR 6730(c)	—	335,000	—	—	—
Specialized Services CCR 6731(c)	—	—	—	—	—
Other	—	—	—	—	—
<b>Article 8</b>					
AMTRAK CCR 6731(a)	—	—	—	—	—
General Public CCR 6731(b)	—	—	—	172,152	—
Elderly and Handicapped CCR 6731(b)	—	—	—	—	—
Other	—	—	—	—	—
<b>Other Expenditures</b>					
Other Expenditures	—	—	—	—	—
<b>Community Transit Services</b>					
CCR 6730(d), 6731(d), and 6731.1	—	—	—	—	—
<b>Total STAF Expenditures</b>	<b>\$ 636,209</b>	<b>\$ 335,000</b>	<b>\$ —</b>	<b>\$ 172,152</b>	<b>\$ —</b>

**Table 6. Transportation Planning Agencies Annual Report — Fiscal Year 2006-07 — (continued)**  
**Schedule of Expenditures by Purpose Regarding the**  
**Local Transportation Funds and State Transit Assistance Funds**

San Bernardino  
Associated  
Governments —  
(continued)

	<b>San Bernardino — (continued)</b>				
	City of Hesperia	City of Needles	City of Yucaipa	Morongo Basin Transit Authority	Mountain Area Regional Transit Authority
<b>Local Transportation Fund Expenditures</b>					
<b>Administration</b>					
County Auditor PUC 99233.1	\$ —	\$ —	\$ —	\$ —	\$ —
TPA PUC 99233.1	—	—	—	—	—
<b>Planning</b>					
PUC 99233.2	—	—	—	—	—
PUC 99233.5(a)	—	—	—	—	—
PUC 99233.5(b)	—	—	—	—	—
<b>Pedestrian and Bicycle Facilities</b>					
PUC 99233.3, 99234	—	—	50,000	22,168	—
<b>Rail Service</b>					
PUC 99233.4, 99234.9	—	—	—	—	—
<b>Article 4.5</b>					
<b>Community Transit Services</b>					
PUC 99233.7, 99275	—	—	—	—	—
<b>Article 4</b>					
Planning PUC 99262	—	—	—	—	—
Transit PUC 99260(a)	—	—	—	1,470,598	1,542,259
Joint Powers Agencies PUC 99260.7	—	—	—	—	—
Railroad Corporations PUC 99260.5(a)	—	—	—	—	—
Other	—	—	—	—	—
<b>Article 8</b>					
Streets and Roads PUC 99400(a)	1,823,290	—	—	—	—
Pedestrians and Bicycles PUC 99400(a)	—	—	—	—	—
General Public PUC 99400(c)	—	162,203	—	—	—
Elderly and Handicapped PUC 99400(c)	—	—	—	—	—
Planning Contributions PUC 99402	—	—	—	—	—
Multimodal Terminal PUC 99400.5	—	—	—	—	—
Other	—	—	—	—	—
<b>Total LTF Expenditures</b>	<b>\$ 1,823,290</b>	<b>\$ 162,203</b>	<b>\$ 50,000</b>	<b>\$ 1,492,766</b>	<b>\$ 1,542,259</b>
<b>State Transit Assistance Fund Expenditures</b>					
<b>Article 4</b>					
Operating Costs CCR 6730(a)	\$ —	\$ —	\$ —	\$ —	\$ —
Capital Costs CCR 6730(b)	—	—	—	323,736	6,038
Rail Services Subsidy CCR 6730(c)	—	—	—	—	—
Specialized Services CCR 6731(c)	—	—	—	—	—
Other	—	—	—	—	—
<b>Article 8</b>					
AMTRAK CCR 6731(a)	—	—	—	—	—
General Public CCR 6731(b)	—	271,766	—	—	—
Elderly and Handicapped CCR 6731(b)	—	—	—	—	—
Other	—	—	—	—	—
<b>Other Expenditures</b>					
Other Expenditures	—	—	—	—	—
<b>Community Transit Services</b>					
CCR 6730(d), 6731(d), and 6731.1	—	—	—	—	—
<b>Total STAF Expenditures</b>	<b>\$ —</b>	<b>\$ 271,766</b>	<b>\$ —</b>	<b>\$ 323,736</b>	<b>\$ 6,038</b>

**Table 6. Transportation Planning Agencies Annual Report — Fiscal Year 2006-07 — (continued)**  
**Schedule of Expenditures by Purpose Regarding the**  
**Local Transportation Funds and State Transit Assistance Funds**

	San Bernardino Associated Governments — (continued)				San Diego Association of Governments	
	San Bernardino — (continued)				San Diego	
	Omnitrans	Southern California Association of Governments	Victor Valley Transit Service Authority	Total	San Diego Association of Governments	
<b>Local Transportation Fund Expenditures</b>						
<b>Administration</b>						
County Auditor PUC 99233.1	\$ —	\$ —	\$ —	\$ 17,000	\$ —	
TPA PUC 99233.1	—	—	—	300,000	596,078	
<b>Planning</b>						
PUC 99233.2	—	131,700	—	2,560,190	—	
PUC 99233.5(a)	—	—	—	—	812,110	
PUC 99233.5(b)	—	—	—	—	2,421,022	
<b>Pedestrian and Bicycle Facilities</b>						
PUC 99233.3, 99234	—	—	—	403,852	—	
<b>Rail Service</b>						
PUC 99233.4, 99234.9	—	—	—	9,848,947	—	
<b>Article 4.5</b>						
<b>Community Transit Services</b>						
PUC 99233.7, 99275	—	—	—	—	—	
<b>Article 4</b>						
Planning PUC 99262	—	—	—	—	—	
Transit PUC 99260(a)	44,371,536	—	—	47,384,393	—	
Joint Powers Agencies PUC 99260.7	—	—	—	—	—	
Railroad Corporations PUC 99260.5(a)	—	—	—	—	—	
Other	—	—	—	—	2,991,930	
<b>Article 8</b>						
Streets and Roads PUC 99400(a)	—	—	—	1,823,290	—	
Pedestrians and Bicycles PUC 99400(a)	—	—	—	—	—	
General Public PUC 99400(c)	—	—	4,362,167	6,017,756	—	
Elderly and Handicapped PUC 99400(c)	—	—	—	—	—	
Planning Contributions PUC 99402	—	—	—	—	—	
Multimodal Terminal PUC 99400.5	—	—	—	—	—	
Other	—	—	—	—	—	
<b>Total LTF Expenditures</b>	<b>\$ 44,371,536</b>	<b>\$ 131,700</b>	<b>\$ 4,362,167</b>	<b>\$ 68,355,428</b>	<b>\$ 6,821,140</b>	
<b>State Transit Assistance Fund Expenditures</b>						
<b>Article 4</b>						
Operating Costs CCR 6730(a)	\$ —	\$ —	\$ —	\$ —	\$ —	
Capital Costs CCR 6730(b)	2,003,985	—	—	2,333,759	—	
Rail Services Subsidy CCR 6730(c)	—	—	—	335,000	—	
Specialized Services CCR 6731(c)	—	—	—	—	—	
Other	—	—	—	—	—	
<b>Article 8</b>						
AMTRAK CCR 6731(a)	—	—	—	—	—	
General Public CCR 6731(b)	—	—	1,152,011	1,595,929	—	
Elderly and Handicapped CCR 6731(b)	—	—	—	—	—	
Other	—	—	—	—	—	
<b>Other Expenditures</b>						
Other Expenditures	—	—	—	—	—	
<b>Community Transit Services</b>						
CCR 6730(d), 6731(d), and 6731.1	—	—	—	—	—	
<b>Total STAF Expenditures</b>	<b>\$ 2,003,985</b>	<b>\$ —</b>	<b>\$ 1,152,011</b>	<b>\$ 4,264,688</b>	<b>\$ —</b>	

**Table 6. Transportation Planning Agencies Annual Report — Fiscal Year 2006-07 — (continued)**  
**Schedule of Expenditures by Purpose Regarding the**  
**Local Transportation Funds and State Transit Assistance Funds**

	San Diego Association of Governments — (continued)				
	San Diego — (continued)				
	San Diego County	City of Carlsbad	City of Chula Vista	City of Encinitas	City of Lemon Grove
<b>Local Transportation Fund Expenditures</b>					
<b>Administration</b>					
County Auditor PUC 99233.1	\$ 41,000	\$ —	\$ —	\$ —	\$ —
TPA PUC 99233.1	—	—	—	—	—
<b>Planning</b>					
PUC 99233.2	—	—	—	—	—
PUC 99233.5(a)	—	—	—	—	—
PUC 99233.5(b)	—	—	—	—	—
<b>Pedestrian and Bicycle Facilities</b>					
PUC 99233.3, 99234	262,841	100,000	232,080	280,025	38,087
<b>Rail Service</b>					
PUC 99233.4, 99234.9	—	—	—	—	—
<b>Article 4.5</b>					
<b>Community Transit Services</b>					
PUC 99233.7, 99275	—	—	—	—	—
<b>Article 4</b>					
Planning PUC 99262	—	—	—	—	—
Transit PUC 99260(a)	—	—	—	—	—
Joint Powers Agencies PUC 99260.7	—	—	—	—	—
Railroad Corporations PUC 99260.5(a)	—	—	—	—	—
Other	—	—	—	—	—
<b>Article 8</b>					
Streets and Roads PUC 99400(a)	—	—	—	—	—
Pedestrians and Bicycles PUC 99400(a)	—	—	—	—	—
General Public PUC 99400(c)	—	—	—	—	—
Elderly and Handicapped PUC 99400(c)	—	—	—	—	—
Planning Contributions PUC 99402	—	—	—	—	—
Multimodal Terminal PUC 99400.5	—	—	—	—	—
Other	—	—	—	—	—
<b>Total LTF Expenditures</b>	<b>\$ 303,841</b>	<b>\$ 100,000</b>	<b>\$ 232,080</b>	<b>\$ 280,025</b>	<b>\$ 38,087</b>
<b>State Transit Assistance Fund Expenditures</b>					
<b>Article 4</b>					
Operating Costs CCR 6730(a)	\$ —	\$ —	\$ —	\$ —	\$ —
Capital Costs CCR 6730(b)	—	—	—	—	—
Rail Services Subsidy CCR 6730(c)	—	—	—	—	—
Specialized Services CCR 6731(c)	—	—	—	—	—
Other	—	—	—	—	—
<b>Article 8</b>					
AMTRAK CCR 6731(a)	—	—	—	—	—
General Public CCR 6731(b)	—	—	—	—	—
Elderly and Handicapped CCR 6731(b)	—	—	—	—	—
Other	—	—	—	—	—
<b>Other Expenditures</b>					
Other Expenditures	—	—	—	—	—
<b>Community Transit Services</b>					
CCR 6730(d), 6731(d), and 6731.1	—	—	—	—	—
<b>Total STAF Expenditures</b>	<b>\$ —</b>	<b>\$ —</b>	<b>\$ —</b>	<b>\$ —</b>	<b>\$ —</b>

**Table 6. Transportation Planning Agencies Annual Report — Fiscal Year 2006-07 — (continued)**  
**Schedule of Expenditures by Purpose Regarding the**  
**Local Transportation Funds and State Transit Assistance Funds**

	San Diego Association of Governments — (continued)				
	San Diego — (continued)				
	City of San Diego	City of San Marcos	Full Access & Coordinated Transportation, Inc. (FACT)/CTSA	Metropolitan Transit System (MTS)	North San Diego County Transit Development Board
<b>Local Transportation Fund Expenditures</b>					
<b>Administration</b>					
County Auditor PUC 99233.1	\$ —	\$ —	\$ —	\$ —	\$ —
TPA PUC 99233.1	—	—	—	—	—
<b>Planning</b>					
PUC 99233.2	—	—	—	—	—
PUC 99233.5(a)	—	—	—	—	—
PUC 99233.5(b)	—	—	—	6,033,408	—
<b>Pedestrian and Bicycle Facilities</b>					
PUC 99233.3, 99234	570,000	1,753,862	—	—	—
<b>Rail Service</b>					
PUC 99233.4, 99234.9	—	—	—	—	—
<b>Article 4.5</b>					
<b>Community Transit Services</b>					
PUC 99233.7, 99275	—	—	95,098	3,959,823	1,571,000
<b>Article 4</b>					
Planning PUC 99262	—	—	—	—	—
Transit PUC 99260(a)	—	—	—	71,232,436	34,297,219
Joint Powers Agencies PUC 99260.7	—	—	—	—	—
Railroad Corporations PUC 99260.5(a)	—	—	—	—	—
Other	—	—	—	—	—
<b>Article 8</b>					
Streets and Roads PUC 99400(a)	—	—	—	—	—
Pedestrians and Bicycles PUC 99400(a)	—	—	—	—	—
General Public PUC 99400(c)	—	—	—	—	—
Elderly and Handicapped PUC 99400(c)	—	—	—	—	—
Planning Contributions PUC 99402	—	—	—	—	—
Multimodal Terminal PUC 99400.5	—	—	—	—	—
Other	—	—	—	1,413,499	—
<b>Total LTF Expenditures</b>	<b>\$ 570,000</b>	<b>\$ 1,753,862</b>	<b>\$ 95,098</b>	<b>\$ 82,639,166</b>	<b>\$ 35,868,219</b>
<b>State Transit Assistance Fund Expenditures</b>					
<b>Article 4</b>					
Operating Costs CCR 6730(a)	\$ —	\$ —	\$ —	\$ —	\$ 9,006,825
Capital Costs CCR 6730(b)	—	—	—	—	—
Rail Services Subsidy CCR 6730(c)	—	—	—	—	—
Specialized Services CCR 6731(c)	—	—	—	—	—
Other	—	—	—	—	—
<b>Article 8</b>					
AMTRAK CCR 6731(a)	—	—	—	—	—
General Public CCR 6731(b)	—	—	—	—	—
Elderly and Handicapped CCR 6731(b)	—	—	—	—	—
Other	—	—	—	—	—
<b>Other Expenditures</b>					
Other Expenditures	—	—	—	—	—
<b>Community Transit Services</b>					
CCR 6730(d), 6731(d), and 6731.1	—	—	—	—	—
<b>Total STAF Expenditures</b>	<b>\$ —</b>	<b>\$ —</b>	<b>\$ —</b>	<b>\$ —</b>	<b>\$ 9,006,825</b>



**Table 6. Transportation Planning Agencies Annual Report — Fiscal Year 2006-07 — (continued)**  
**Schedule of Expenditures by Purpose Regarding the**  
**Local Transportation Funds and State Transit Assistance Funds**

	San Diego Association of Governments — (continued)	San Diego Metropolitan Transit System			
	<b>San Diego</b>				
	Total	San Diego Metropolitan Transit System	San Diego County	Metropolitan Transit System Contract Services	San Diego Transit Corporation
<b>Local Transportation Fund Expenditures</b>					
<b>Administration</b>					
County Auditor PUC 99233.1	\$ 41,000	\$ —	\$ —	\$ —	\$ —
TPA PUC 99233.1	596,078	—	—	—	—
<b>Planning</b>					
PUC 99233.2	—	—	—	—	—
PUC 99233.5(a)	812,110	—	—	—	—
PUC 99233.5(b)	8,454,430	—	—	—	—
<b>Pedestrian and Bicycle Facilities</b>					
PUC 99233.3, 99234	3,236,895	—	—	—	—
<b>Rail Service</b>					
PUC 99233.4, 99234.9	—	—	—	—	—
<b>Article 4.5</b>					
<b>Community Transit Services</b>					
PUC 99233.7, 99275	5,625,921	—	—	—	—
<b>Article 4</b>					
Planning PUC 99262	—	—	—	—	—
Transit PUC 99260(a)	105,529,655	—	—	—	—
Joint Powers Agencies PUC 99260.7	—	—	—	—	—
Railroad Corporations PUC 99260.5(a)	—	—	—	—	—
Other	2,991,930	—	—	—	—
<b>Article 8</b>					
Streets and Roads PUC 99400(a)	—	—	—	—	—
Pedestrians and Bicycles PUC 99400(a)	—	—	—	—	—
General Public PUC 99400(c)	—	—	—	—	—
Elderly and Handicapped PUC 99400(c)	—	—	—	—	—
Planning Contributions PUC 99402	—	—	—	—	—
Multimodal Terminal PUC 99400.5	—	—	—	—	—
Other	1,413,499	—	—	—	—
<b>Total LTF Expenditures</b>	<b>\$ 128,701,518</b>	<b>\$ —</b>	<b>\$ —</b>	<b>\$ —</b>	<b>\$ —</b>
<b>State Transit Assistance Fund Expenditures</b>					
<b>Article 4</b>					
Operating Costs CCR 6730(a)	\$ 9,006,825	\$ 216,297	\$ —	\$ —	\$ 9,046,095
Capital Costs CCR 6730(b)	—	—	—	19,400,744	—
Rail Services Subsidy CCR 6730(c)	—	—	—	—	—
Specialized Services CCR 6731(c)	—	—	—	—	—
Other	—	—	—	—	—
<b>Article 8</b>					
AMTRAK CCR 6731(a)	—	—	—	—	—
General Public CCR 6731(b)	—	—	—	—	—
Elderly and Handicapped CCR 6731(b)	—	—	—	—	—
Other	—	—	—	—	—
<b>Other Expenditures</b>					
Other Expenditures	—	—	—	—	—
<b>Community Transit Services</b>					
CCR 6730(d), 6731(d), and 6731.1	—	—	—	—	—
<b>Total STAF Expenditures</b>	<b>\$ 9,006,825</b>	<b>\$ 216,297</b>	<b>\$ —</b>	<b>\$ 19,400,744</b>	<b>\$ 9,046,095</b>

**Table 6. Transportation Planning Agencies Annual Report — Fiscal Year 2006-07 — (continued)**  
**Schedule of Expenditures by Purpose Regarding the**  
**Local Transportation Funds and State Transit Assistance Funds**

	San Diego Metropolitan Transit System — (continued)	San Joaquin County Council of Governments			
	<b>San Joaquin</b>				
	Total	San Joaquin County Council of Governments	San Joaquin County	City of Escalon	City of Lathrop
<b>Local Transportation Fund Expenditures</b>					
<b>Administration</b>					
County Auditor PUC 99233.1	\$ —	\$ —	\$ 2,000	\$ —	\$ —
TPA PUC 99233.1	—	200,000	—	—	—
<b>Planning</b>					
PUC 99233.2	—	—	—	—	—
PUC 99233.5(a)	—	—	—	—	—
PUC 99233.5(b)	—	—	—	—	—
<b>Pedestrian and Bicycle Facilities</b>					
PUC 99233.3, 99234	—	—	139,797	10,878	10,128
<b>Rail Service</b>					
PUC 99233.4, 99234.9	—	—	—	—	—
<b>Article 4.5</b>					
<b>Community Transit Services</b>					
PUC 99233.7, 99275	—	—	—	—	—
<b>Article 4</b>					
Planning PUC 99262	—	789,912	—	—	—
Transit PUC 99260(a)	—	—	—	—	—
Joint Powers Agencies PUC 99260.7	—	—	—	—	—
Railroad Corporations PUC 99260.5(a)	—	—	—	—	—
Other	—	—	—	—	—
<b>Article 8</b>					
Streets and Roads PUC 99400(a)	—	—	734,803	446,327	1,154,778
Pedestrians and Bicycles PUC 99400(a)	—	—	—	—	—
General Public PUC 99400(c)	—	—	—	51,215	—
Elderly and Handicapped PUC 99400(c)	—	—	—	—	—
Planning Contributions PUC 99402	—	—	—	—	—
Multimodal Terminal PUC 99400.5	—	—	—	—	—
Other	—	—	—	—	—
<b>Total LTF Expenditures</b>	<b>\$ —</b>	<b>\$ 989,912</b>	<b>\$ 876,600</b>	<b>\$ 508,420</b>	<b>\$ 1,164,906</b>
<b>State Transit Assistance Fund Expenditures</b>					
<b>Article 4</b>					
Operating Costs CCR 6730(a)	\$ 9,262,392	\$ —	\$ —	\$ —	\$ —
Capital Costs CCR 6730(b)	19,400,744	—	—	—	—
Rail Services Subsidy CCR 6730(c)	—	—	—	—	—
Specialized Services CCR 6731(c)	—	—	—	—	—
Other	—	—	—	—	—
<b>Article 8</b>					
AMTRAK CCR 6731(a)	—	—	—	—	—
General Public CCR 6731(b)	—	113,208	—	—	—
Elderly and Handicapped CCR 6731(b)	—	—	—	—	—
Other	—	—	—	—	—
<b>Other Expenditures</b>					
Other Expenditures	—	—	—	—	—
<b>Community Transit Services</b>					
CCR 6730(d), 6731(d), and 6731.1	—	—	—	—	—
<b>Total STAF Expenditures</b>	<b>\$ 28,663,136</b>	<b>\$ 113,208</b>	<b>\$ —</b>	<b>\$ —</b>	<b>\$ —</b>

**Table 6. Transportation Planning Agencies Annual Report — Fiscal Year 2006-07 — (continued)**  
**Schedule of Expenditures by Purpose Regarding the**  
**Local Transportation Funds and State Transit Assistance Funds**

San Joaquin County  
 Council of  
 Governments —  
 (continued)

**San Joaquin —**  
**(continued)**  
 City of Lodi

City of Manteca

City of Ripon

City of Stockton

City of Tracy

**Local Transportation Fund Expenditures**

**Administration**

County Auditor PUC 99233.1	\$	—	\$	—	\$	—	\$	—	\$	—
TPA PUC 99233.1		—		—		—		—		—

**Planning**

PUC 99233.2		—		—		—		—		—
PUC 99233.5(a)		—		—		—		—		—
PUC 99233.5(b)		—		—		—		—		—

**Pedestrian and Bicycle Facilities**

PUC 99233.3, 99234		50,350		49,494		10,673		249,832		63,118
--------------------	--	--------	--	--------	--	--------	--	---------	--	--------

**Rail Service**

PUC 99233.4, 99234.9		—		—		—		—		—
----------------------	--	---	--	---	--	---	--	---	--	---

**Article 4.5**

**Community Transit Services**

PUC 99233.7, 99275		—		—		—		—		—
--------------------	--	---	--	---	--	---	--	---	--	---

**Article 4**

Planning PUC 99262		—		—		—		—		—
Transit PUC 99260(a)		—		—		4,500		—		—
Joint Powers Agencies PUC 99260.7		—		—		—		—		—
Railroad Corporations PUC 99260.5(a)		—		—		—		—		—
Other		—		—		—		—		—

**Article 8**

Streets and Roads PUC 99400(a)		150,000		1,746,908		474,127		—		2,190,832
Pedestrians and Bicycles PUC 99400(a)		—		—		—		—		—
General Public PUC 99400(c)		2,077,550		139,901		—		—		558,212
Elderly and Handicapped PUC 99400(c)		—		—		—		—		—
Planning Contributions PUC 99402		—		—		—		—		—
Multimodal Terminal PUC 99400.5		—		—		—		—		—
Other		—		—		—		—		—

**Total LTF Expenditures**

	\$	<u>2,277,900</u>	\$	<u>1,936,303</u>	\$	<u>489,300</u>	\$	<u>249,832</u>	\$	<u>2,812,162</u>
--	----	------------------	----	------------------	----	----------------	----	----------------	----	------------------

**State Transit Assistance Fund Expenditures**

**Article 4**

Operating Costs CCR 6730(a)	\$	—	\$	—	\$	79	\$	—	\$	—
Capital Costs CCR 6730(b)		—		—		—		—		—
Rail Services Subsidy CCR 6730(c)		—		—		—		—		—
Specialized Services CCR 6731(c)		—		—		—		—		—
Other		—		—		—		—		—

**Article 8**

AMTRAK CCR 6731(a)		—		—		—		—		—
General Public CCR 6731(b)		40,785		—		—		—		—
Elderly and Handicapped CCR 6731(b)		—		—		—		—		—
Other		—		—		—		—		—

**Other Expenditures**

Other Expenditures		—		—		—		—		—
--------------------	--	---	--	---	--	---	--	---	--	---

**Community Transit Services**

CCR 6730(d), 6731(d), and 6731.1		—		—		—		—		—
----------------------------------	--	---	--	---	--	---	--	---	--	---

**Total STAF Expenditures**

	\$	<u>40,785</u>	\$	<u>—</u>	\$	<u>79</u>	\$	<u>—</u>	\$	<u>—</u>
--	----	---------------	----	----------	----	-----------	----	----------	----	----------

**Table 6. Transportation Planning Agencies Annual Report — Fiscal Year 2006-07 — (continued)**  
**Schedule of Expenditures by Purpose Regarding the**  
**Local Transportation Funds and State Transit Assistance Funds**

	San Joaquin County Council of Governments — (continued)			San Luis Obispo Area Council of Governments	
	San Joaquin — (continued)			San Luis Obispo	
	San Joaquin Regional Rail Commission	San Joaquin Regional Transit District	Total	San Luis Obispo Area Council of Governments	San Luis Obispo County
<b>Local Transportation Fund Expenditures</b>					
<b>Administration</b>					
County Auditor PUC 99233.1	\$ —	\$ —	\$ 2,000	\$ —	\$ —
TPA PUC 99233.1	—	—	200,000	163,079	—
<b>Planning</b>					
PUC 99233.2	—	—	—	—	—
PUC 99233.5(a)	—	—	—	—	—
PUC 99233.5(b)	—	—	—	—	—
<b>Pedestrian and Bicycle Facilities</b>					
PUC 99233.3, 99234	—	—	584,270	—	75,046
<b>Rail Service</b>					
PUC 99233.4, 99234.9	—	—	—	—	—
<b>Article 4.5</b>					
<b>Community Transit Services</b>					
PUC 99233.7, 99275	—	—	—	—	—
<b>Article 4</b>					
Planning PUC 99262	—	—	789,912	—	—
Transit PUC 99260(a)	—	15,697,109	15,701,609	—	1,373,939
Joint Powers Agencies PUC 99260.7	—	—	—	—	—
Railroad Corporations PUC 99260.5(a)	—	—	—	—	—
Other	—	—	—	—	—
<b>Article 8</b>					
Streets and Roads PUC 99400(a)	—	—	6,897,775	—	2,066,504
Pedestrians and Bicycles PUC 99400(a)	—	—	—	—	—
General Public PUC 99400(c)	623,012	—	3,449,890	—	358,693
Elderly and Handicapped PUC 99400(c)	—	—	—	—	—
Planning Contributions PUC 99402	—	—	—	487,350	—
Multimodal Terminal PUC 99400.5	—	—	—	—	—
Other	—	—	—	100,000	5,000
<b>Total LTF Expenditures</b>	<b>\$ 623,012</b>	<b>\$ 15,697,109</b>	<b>\$ 27,625,456</b>	<b>\$ 750,429</b>	<b>\$ 3,879,182</b>
<b>State Transit Assistance Fund Expenditures</b>					
<b>Article 4</b>					
Operating Costs CCR 6730(a)	\$ 161,157	\$ —	\$ 161,236	\$ —	\$ 72,167
Capital Costs CCR 6730(b)	—	3,813,169	3,813,169	—	—
Rail Services Subsidy CCR 6730(c)	—	—	—	—	—
Specialized Services CCR 6731(c)	—	—	—	—	—
Other	—	—	—	—	—
<b>Article 8</b>					
AMTRAK CCR 6731(a)	—	—	—	—	—
General Public CCR 6731(b)	—	—	153,993	—	—
Elderly and Handicapped CCR 6731(b)	—	—	—	—	—
Other	—	—	—	—	—
<b>Other Expenditures</b>					
Other Expenditures	—	—	—	—	—
<b>Community Transit Services</b>					
CCR 6730(d), 6731(d), and 6731.1	—	—	—	—	—
<b>Total STAF Expenditures</b>	<b>\$ 161,157</b>	<b>\$ 3,813,169</b>	<b>\$ 4,128,398</b>	<b>\$ —</b>	<b>\$ 72,167</b>

**Table 6. Transportation Planning Agencies Annual Report — Fiscal Year 2006-07 — (continued)**  
**Schedule of Expenditures by Purpose Regarding the**  
**Local Transportation Funds and State Transit Assistance Funds**

San Luis Obispo Area  
 Council of  
 Governments —  
 (continued)

**San Luis Obispo —  
 (continued)**

	City of Arroyo Grande	City of Atascadero	City of El Paso De Robles	City of Grover Beach	City of Morro Bay
<b>Local Transportation Fund Expenditures</b>					
<b>Administration</b>					
County Auditor PUC 99233.1	\$ —	\$ —	\$ —	\$ —	\$ —
TPA PUC 99233.1	—	—	—	—	—
<b>Planning</b>					
PUC 99233.2	—	—	—	—	—
PUC 99233.5(a)	—	—	—	—	—
PUC 99233.5(b)	—	—	—	—	—
<b>Pedestrian and Bicycle Facilities</b>					
PUC 99233.3, 99234	11,585	20,034	19,591	9,267	7,364
<b>Rail Service</b>					
PUC 99233.4, 99234.9	—	—	—	—	—
<b>Article 4.5</b>					
<b>Community Transit Services</b>					
PUC 99233.7, 99275	—	—	—	—	—
<b>Article 4</b>					
Planning PUC 99262	—	—	—	—	—
Transit PUC 99260(a)	309,127	215,591	877,900	246,721	299,912
Joint Powers Agencies PUC 99260.7	—	—	—	—	—
Railroad Corporations PUC 99260.5(a)	—	—	—	—	—
Other	—	—	—	—	—
<b>Article 8</b>					
Streets and Roads PUC 99400(a)	256,043	767,754	85,000	207,760	—
Pedestrians and Bicycles PUC 99400(a)	—	—	—	—	—
General Public PUC 99400(c)	5,500	—	—	—	—
Elderly and Handicapped PUC 99400(c)	—	—	—	—	—
Planning Contributions PUC 99402	—	—	—	—	—
Multimodal Terminal PUC 99400.5	—	—	—	—	—
Other	—	3,500	2,100	2,000	1,500
<b>Total LTF Expenditures</b>	<b>\$ 582,255</b>	<b>\$ 1,006,879</b>	<b>\$ 984,591</b>	<b>\$ 465,748</b>	<b>\$ 308,776</b>
<b>State Transit Assistance Fund Expenditures</b>					
<b>Article 4</b>					
Operating Costs CCR 6730(a)	\$ —	\$ 115,806	\$ 171,641	\$ —	\$ 58,934
Capital Costs CCR 6730(b)	—	—	—	—	—
Rail Services Subsidy CCR 6730(c)	—	—	—	—	—
Specialized Services CCR 6731(c)	—	—	—	—	—
Other	—	—	—	—	—
<b>Article 8</b>					
AMTRAK CCR 6731(a)	—	—	—	—	—
General Public CCR 6731(b)	—	—	—	—	—
Elderly and Handicapped CCR 6731(b)	—	—	—	—	—
Other	—	—	—	—	—
<b>Other Expenditures</b>					
Other Expenditures	—	—	—	—	—
<b>Community Transit Services</b>					
CCR 6730(d), 6731(d), and 6731.1	—	—	—	—	—
<b>Total STAF Expenditures</b>	<b>\$ —</b>	<b>\$ 115,806</b>	<b>\$ 171,641</b>	<b>\$ —</b>	<b>\$ 58,934</b>

**Table 6. Transportation Planning Agencies Annual Report — Fiscal Year 2006-07 — (continued)**  
**Schedule of Expenditures by Purpose Regarding the**  
**Local Transportation Funds and State Transit Assistance Funds**

	San Luis Obispo Area Council of Governments — (continued)				
	San Luis Obispo — (continued)				
	City of Pismo Beach	City of San Luis Obispo	Consolidated Transportation Service Agency/Ride-On	CTSA/Ride-On	San Luis Council of Governments
<b>Local Transportation Fund Expenditures</b>					
<b>Administration</b>					
County Auditor PUC 99233.1	\$ —	\$ —	\$ —	\$ —	\$ —
TPA PUC 99233.1	—	—	—	—	—
<b>Planning</b>					
PUC 99233.2	—	—	—	—	—
PUC 99233.5(a)	—	—	—	—	—
PUC 99233.5(b)	—	—	—	—	—
<b>Pedestrian and Bicycle Facilities</b>					
PUC 99233.3, 99234	6,056	33,714	—	—	—
<b>Rail Service</b>					
PUC 99233.4, 99234.9	—	—	—	—	—
<b>Article 4.5</b>					
<b>Community Transit Services</b>					
PUC 99233.7, 99275	—	—	423,958	—	—
<b>Article 4</b>					
Planning PUC 99262	—	—	—	—	—
Transit PUC 99260(a)	161,709	1,660,695	—	—	—
Joint Powers Agencies PUC 99260.7	—	—	—	—	—
Railroad Corporations PUC 99260.5(a)	—	—	—	—	—
Other	—	—	—	—	—
<b>Article 8</b>					
Streets and Roads PUC 99400(a)	123,584	—	—	—	—
Pedestrians and Bicycles PUC 99400(a)	—	—	—	—	—
General Public PUC 99400(c)	—	—	—	—	—
Elderly and Handicapped PUC 99400(c)	12,000	—	—	—	—
Planning Contributions PUC 99402	—	—	—	—	—
Multimodal Terminal PUC 99400.5	—	—	—	—	—
Other	1,000	—	—	—	—
<b>Total LTF Expenditures</b>	<b>\$ 304,349</b>	<b>\$ 1,694,409</b>	<b>\$ 423,958</b>	<b>\$ —</b>	<b>\$ —</b>
<b>State Transit Assistance Fund Expenditures</b>					
<b>Article 4</b>					
Operating Costs CCR 6730(a)	\$ —	\$ 319,360	\$ —	\$ 100,705	\$ 45,000
Capital Costs CCR 6730(b)	—	—	—	—	—
Rail Services Subsidy CCR 6730(c)	—	—	—	—	—
Specialized Services CCR 6731(c)	—	—	—	—	—
Other	—	—	—	—	—
<b>Article 8</b>					
AMTRAK CCR 6731(a)	—	—	—	—	—
General Public CCR 6731(b)	—	—	—	—	—
Elderly and Handicapped CCR 6731(b)	—	—	—	—	—
Other	—	—	—	—	—
<b>Other Expenditures</b>					
Other Expenditures	—	—	—	—	—
<b>Community Transit Services</b>					
CCR 6730(d), 6731(d), and 6731.1	—	—	—	—	—
<b>Total STAF Expenditures</b>	<b>\$ —</b>	<b>\$ 319,360</b>	<b>\$ —</b>	<b>\$ 100,705</b>	<b>\$ 45,000</b>

**Table 6. Transportation Planning Agencies Annual Report — Fiscal Year 2006-07 — (continued)**  
**Schedule of Expenditures by Purpose Regarding the**  
**Local Transportation Funds and State Transit Assistance Funds**

	San Luis Obispo Area Council of Governments — (continued)		Santa Barbara County Association of Governments		
	San Luis Obispo — (continued) San Luis Obispo Regional Transit	Total	Santa Barbara Santa Barbara County Association of Governments	Santa Barbara County	City of Buellton
<b>Local Transportation Fund Expenditures</b>					
<b>Administration</b>					
County Auditor PUC 99233.1	\$ —	\$ —	\$ —	\$ 1,800	\$ —
TPA PUC 99233.1	—	163,079	415,450	—	—
<b>Planning</b>					
PUC 99233.2	—	—	—	—	—
PUC 99233.5(a)	—	—	—	—	—
PUC 99233.5(b)	—	—	—	—	—
<b>Pedestrian and Bicycle Facilities</b>					
PUC 99233.3, 99234	9,614	192,271	—	100,019	3,339
<b>Rail Service</b>					
PUC 99233.4, 99234.9	—	—	—	—	—
<b>Article 4.5</b>					
<b>Community Transit Services</b>					
PUC 99233.7, 99275	—	423,958	—	—	—
<b>Article 4</b>					
<b>Planning PUC 99262</b>					
Transit PUC 99260(a)	111,244	5,256,838	—	91,790	—
Joint Powers Agencies PUC 99260.7	—	—	—	—	—
Railroad Corporations PUC 99260.5(a)	—	—	—	—	—
Other	—	—	—	—	—
<b>Article 8</b>					
Streets and Roads PUC 99400(a)	—	3,506,645	—	1,066,756	6,372
Pedestrians and Bicycles PUC 99400(a)	—	—	—	—	—
General Public PUC 99400(c)	—	364,193	—	120,616	—
Elderly and Handicapped PUC 99400(c)	—	12,000	—	—	—
Planning Contributions PUC 99402	—	487,350	—	—	—
Multimodal Terminal PUC 99400.5	—	—	—	—	—
Other	—	115,100	—	—	—
<b>Total LTF Expenditures</b>	<b>\$ 120,858</b>	<b>\$ 10,521,434</b>	<b>\$ 415,450</b>	<b>\$ 1,380,981</b>	<b>\$ 9,711</b>
<b>State Transit Assistance Fund Expenditures</b>					
<b>Article 4</b>					
Operating Costs CCR 6730(a)	\$ 1,093,406	\$ 1,977,019	\$ —	\$ —	\$ —
Capital Costs CCR 6730(b)	—	—	—	—	—
Rail Services Subsidy CCR 6730(c)	—	—	—	—	—
Specialized Services CCR 6731(c)	—	—	—	—	—
Other	—	—	—	—	—
<b>Article 8</b>					
AMTRAK CCR 6731(a)	—	—	—	—	—
General Public CCR 6731(b)	—	—	—	18,001	38,523
Elderly and Handicapped CCR 6731(b)	—	—	—	—	—
Other	—	—	—	—	—
<b>Other Expenditures</b>					
Other Expenditures	—	—	—	—	—
<b>Community Transit Services</b>					
CCR 6730(d), 6731(d), and 6731.1	—	—	—	—	—
<b>Total STAF Expenditures</b>	<b>\$ 1,093,406</b>	<b>\$ 1,977,019</b>	<b>\$ —</b>	<b>\$ 18,001</b>	<b>\$ 38,523</b>

**Table 6. Transportation Planning Agencies Annual Report — Fiscal Year 2006-07 — (continued)**  
**Schedule of Expenditures by Purpose Regarding the**  
**Local Transportation Funds and State Transit Assistance Funds**

	Santa Barbara County Association of Governments — (continued)				
	<b>Santa Barbara — (continued)</b>				
	City of Carpinteria	City of Goleta	City of Guadalupe	City of Lompoc	City of Santa Barbara
<b>Local Transportation Fund Expenditures</b>					
<b>Administration</b>					
County Auditor PUC 99233.1	\$ —	\$ —	\$ —	\$ —	\$ —
TPA PUC 99233.1	—	—	—	—	—
<b>Planning</b>					
PUC 99233.2	—	—	—	—	—
PUC 99233.5(a)	—	—	—	—	—
PUC 99233.5(b)	—	—	—	—	—
<b>Pedestrian and Bicycle Facilities</b>					
PUC 99233.3, 99234	10,521	22,507	4,619	31,047	66,407
<b>Rail Service</b>					
PUC 99233.4, 99234.9	—	—	—	—	—
<b>Article 4.5</b>					
<b>Community Transit Services</b>					
PUC 99233.7, 99275	—	—	—	—	—
<b>Article 4</b>					
Planning PUC 99262	—	—	—	—	—
Transit PUC 99260(a)	—	—	219,260	458,283	—
Joint Powers Agencies PUC 99260.7	—	—	—	—	—
Railroad Corporations PUC 99260.5(a)	—	—	—	—	—
Other	—	—	—	—	—
<b>Article 8</b>					
Streets and Roads PUC 99400(a)	—	—	—	1,501,399	—
Pedestrians and Bicycles PUC 99400(a)	—	—	—	—	—
General Public PUC 99400(c)	—	—	—	—	—
Elderly and Handicapped PUC 99400(c)	—	—	—	—	—
Planning Contributions PUC 99402	—	—	—	—	—
Multimodal Terminal PUC 99400.5	—	—	—	—	—
Other	—	—	—	—	—
<b>Total LTF Expenditures</b>	<b>\$ 10,521</b>	<b>\$ 22,507</b>	<b>\$ 223,879</b>	<b>\$ 1,990,729</b>	<b>\$ 66,407</b>
<b>State Transit Assistance Fund Expenditures</b>					
<b>Article 4</b>					
Operating Costs CCR 6730(a)	\$ —	\$ —	\$ 51,684	\$ 367,215	\$ —
Capital Costs CCR 6730(b)	—	—	—	154,047	—
Rail Services Subsidy CCR 6730(c)	—	—	—	—	—
Specialized Services CCR 6731(c)	—	—	—	—	—
Other	—	—	—	—	—
<b>Article 8</b>					
AMTRAK CCR 6731(a)	—	—	—	—	—
General Public CCR 6731(b)	—	—	—	—	—
Elderly and Handicapped CCR 6731(b)	—	—	—	—	—
Other	—	—	—	—	—
<b>Other Expenditures</b>					
Other Expenditures	—	—	—	—	—
<b>Community Transit Services</b>					
CCR 6730(d), 6731(d), and 6731.1	—	—	—	—	—
<b>Total STAF Expenditures</b>	<b>\$ —</b>	<b>\$ —</b>	<b>\$ 51,684</b>	<b>\$ 521,262</b>	<b>\$ —</b>



**Table 6. Transportation Planning Agencies Annual Report — Fiscal Year 2006-07 — (continued)**  
**Schedule of Expenditures by Purpose Regarding the**  
**Local Transportation Funds and State Transit Assistance Funds**

	Santa Barbara County Association of Governments — (continued)				
	<b>Santa Barbara — (continued)</b>				
	City of Santa Maria	City of Solvang	Easy Lift Transportation	Santa Barbara Metropolitan Transit District	Santa Maria Organization of Transportation Helpers
<b>Local Transportation Fund Expenditures</b>					
<b>Administration</b>					
County Auditor PUC 99233.1	\$ —	\$ —	\$ —	\$ —	\$ —
TPA PUC 99233.1	—	—	—	—	—
<b>Planning</b>					
PUC 99233.2	—	—	—	—	—
PUC 99233.5(a)	—	—	—	—	—
PUC 99233.5(b)	—	—	—	—	—
<b>Pedestrian and Bicycle Facilities</b>					
PUC 99233.3, 99234	65,140	3,983	—	—	—
<b>Rail Service</b>					
PUC 99233.4, 99234.9	—	—	—	—	—
<b>Article 4.5</b>					
<b>Community Transit Services</b>					
PUC 99233.7, 99275	—	—	377,272	—	235,277
<b>Article 4</b>					
Planning PUC 99262	—	—	—	—	—
Transit PUC 99260(a)	2,595,822	481,954	—	7,168,167	—
Joint Powers Agencies PUC 99260.7	—	—	—	—	—
Railroad Corporations PUC 99260.5(a)	—	—	—	—	—
Other	—	—	—	—	—
<b>Article 8</b>					
Streets and Roads PUC 99400(a)	1,074,030	7,523	—	—	—
Pedestrians and Bicycles PUC 99400(a)	—	—	—	—	—
General Public PUC 99400(c)	—	—	—	—	—
Elderly and Handicapped PUC 99400(c)	—	—	—	—	—
Planning Contributions PUC 99402	—	—	—	—	—
Multimodal Terminal PUC 99400.5	—	—	—	—	—
Other	—	—	—	—	—
<b>Total LTF Expenditures</b>	<b>\$ 3,734,992</b>	<b>\$ 493,460</b>	<b>\$ 377,272</b>	<b>\$ 7,168,167</b>	<b>\$ 235,277</b>
<b>State Transit Assistance Fund Expenditures</b>					
<b>Article 4</b>					
Operating Costs CCR 6730(a)	\$ —	\$ 164,342	\$ —	\$ —	\$ —
Capital Costs CCR 6730(b)	1,065,150	—	—	2,529,258	—
Rail Services Subsidy CCR 6730(c)	—	—	—	—	—
Specialized Services CCR 6731(c)	—	—	—	—	—
Other	—	—	—	—	—
<b>Article 8</b>					
AMTRAK CCR 6731(a)	—	—	—	—	—
General Public CCR 6731(b)	—	—	—	—	—
Elderly and Handicapped CCR 6731(b)	—	—	—	—	—
Other	—	—	—	—	—
<b>Other Expenditures</b>					
Other Expenditures	—	—	—	—	—
<b>Community Transit Services</b>					
CCR 6730(d), 6731(d), and 6731.1	—	—	86,917	—	55,878
<b>Total STAF Expenditures</b>	<b>\$ 1,065,150</b>	<b>\$ 164,342</b>	<b>\$ 86,917</b>	<b>\$ 2,529,258</b>	<b>\$ 55,878</b>

**Table 6. Transportation Planning Agencies Annual Report — Fiscal Year 2006-07 — (continued)**  
**Schedule of Expenditures by Purpose Regarding the**  
**Local Transportation Funds and State Transit Assistance Funds**

	Santa Barbara County Association of Governments — (continued)	Santa Cruz County Transportation Commission			
	<b>Santa Cruz</b>				
	Total	Santa Cruz County Transportation Commission	Santa Cruz County	City of Santa Cruz	City of Watsonville
<b>Local Transportation Fund Expenditures</b>					
<b>Administration</b>					
County Auditor PUC 99233.1	\$ 1,800	\$ —	\$ —	\$ —	\$ —
TPA PUC 99233.1	415,450	481,608	—	—	—
<b>Planning</b>					
PUC 99233.2	—	—	—	—	—
PUC 99233.5(a)	—	—	—	—	—
PUC 99233.5(b)	—	—	—	—	—
<b>Pedestrian and Bicycle Facilities</b>					
PUC 99233.3, 99234	307,582	—	—	—	—
<b>Rail Service</b>					
PUC 99233.4, 99234.9	—	—	—	—	—
<b>Article 4.5</b>					
<b>Community Transit Services</b>					
PUC 99233.7, 99275	612,549	—	—	—	—
<b>Article 4</b>					
Planning PUC 99262	—	—	—	—	—
Transit PUC 99260(a)	11,015,276	—	—	—	—
Joint Powers Agencies PUC 99260.7	—	—	—	—	—
Railroad Corporations PUC 99260.5(a)	—	—	—	—	—
Other	—	—	—	—	—
<b>Article 8</b>					
Streets and Roads PUC 99400(a)	3,656,080	—	—	—	—
Pedestrians and Bicycles PUC 99400(a)	—	—	5,057	31,352	200,000
General Public PUC 99400(c)	120,616	—	—	—	—
Elderly and Handicapped PUC 99400(c)	—	—	—	646,548	—
Planning Contributions PUC 99402	—	488,224	—	—	—
Multimodal Terminal PUC 99400.5	—	—	—	—	—
Other	—	—	—	—	—
<b>Total LTF Expenditures</b>	<b>\$ 16,129,353</b>	<b>\$ 969,832</b>	<b>\$ 5,057</b>	<b>\$ 677,900</b>	<b>\$ 200,000</b>
<b>State Transit Assistance Fund Expenditures</b>					
<b>Article 4</b>					
Operating Costs CCR 6730(a)	\$ 583,241	\$ —	\$ —	\$ —	\$ —
Capital Costs CCR 6730(b)	3,748,455	—	—	—	—
Rail Services Subsidy CCR 6730(c)	—	—	—	—	—
Specialized Services CCR 6731(c)	—	—	—	—	—
Other	—	—	—	—	—
<b>Article 8</b>					
AMTRAK CCR 6731(a)	—	—	—	—	—
General Public CCR 6731(b)	56,524	—	—	—	—
Elderly and Handicapped CCR 6731(b)	—	—	—	—	—
Other	—	—	—	—	—
<b>Other Expenditures</b>					
Other Expenditures	—	—	—	—	—
<b>Community Transit Services</b>					
CCR 6730(d), 6731(d), and 6731.1	142,795	—	—	—	—
<b>Total STAF Expenditures</b>	<b>\$ 4,531,015</b>	<b>\$ —</b>	<b>\$ —</b>	<b>\$ —</b>	<b>\$ —</b>

**Table 6. Transportation Planning Agencies Annual Report — Fiscal Year 2006-07 — (continued)**  
**Schedule of Expenditures by Purpose Regarding the**  
**Local Transportation Funds and State Transit Assistance Funds**

	Santa Cruz County Transportation Commission — (continued)		Shasta County Regional Transportation Planning Agency		
	<b>Santa Cruz — (continued)</b>		<b>Shasta</b>		
	Santa Cruz Metropolitan Transit District	Total	Shasta County Regional Transportation Planning Agency	Shasta County	City of Anderson
<b>Local Transportation Fund Expenditures</b>					
<b>Administration</b>					
County Auditor PUC 99233.1	\$ —	\$ —	\$ —	\$ —	\$ —
TPA PUC 99233.1	—	481,608	237,159	—	—
<b>Planning</b>					
PUC 99233.2	—	—	—	—	—
PUC 99233.5(a)	—	—	—	—	—
PUC 99233.5(b)	—	—	—	—	—
<b>Pedestrian and Bicycle Facilities</b>					
PUC 99233.3, 99234	—	—	—	—	—
<b>Rail Service</b>					
PUC 99233.4, 99234.9	—	—	—	—	—
<b>Article 4.5</b>					
<b>Community Transit Services</b>					
PUC 99233.7, 99275	—	—	—	—	—
<b>Article 4</b>					
Planning PUC 99262	—	—	—	—	—
Transit PUC 99260(a)	6,165,834	6,165,834	—	—	—
Joint Powers Agencies PUC 99260.7	—	—	—	—	—
Railroad Corporations PUC 99260.5(a)	—	—	—	—	—
Other	—	—	—	—	—
<b>Article 8</b>					
Streets and Roads PUC 99400(a)	—	—	—	2,906,100	32,127
Pedestrians and Bicycles PUC 99400(a)	—	236,409	—	—	—
General Public PUC 99400(c)	—	—	—	78,250	—
Elderly and Handicapped PUC 99400(c)	—	646,548	—	30,000	—
Planning Contributions PUC 99402	—	488,224	—	—	—
Multimodal Terminal PUC 99400.5	—	—	—	—	—
Other	—	—	—	—	—
<b>Total LTF Expenditures</b>	<b>\$ 6,165,834</b>	<b>\$ 8,018,623</b>	<b>\$ 237,159</b>	<b>\$ 3,014,350</b>	<b>\$ 32,127</b>
<b>State Transit Assistance Fund Expenditures</b>					
<b>Article 4</b>					
Operating Costs CCR 6730(a)	\$ 4,497,175	\$ 4,497,175	\$ —	\$ 194,866	\$ 29,447
Capital Costs CCR 6730(b)	—	—	—	—	—
Rail Services Subsidy CCR 6730(c)	—	—	—	—	—
Specialized Services CCR 6731(c)	—	—	—	—	—
Other	—	—	—	—	—
<b>Article 8</b>					
AMTRAK CCR 6731(a)	—	—	—	—	—
General Public CCR 6731(b)	—	—	—	—	—
Elderly and Handicapped CCR 6731(b)	—	—	—	—	—
Other	—	—	—	—	—
<b>Other Expenditures</b>					
Other Expenditures	—	—	—	—	—
<b>Community Transit Services</b>					
CCR 6730(d), 6731(d), and 6731.1	—	—	—	—	—
<b>Total STAF Expenditures</b>	<b>\$ 4,497,175</b>	<b>\$ 4,497,175</b>	<b>\$ —</b>	<b>\$ 194,866</b>	<b>\$ 29,447</b>

**Table 6. Transportation Planning Agencies Annual Report — Fiscal Year 2006-07 — (continued)**  
**Schedule of Expenditures by Purpose Regarding the**  
**Local Transportation Funds and State Transit Assistance Funds**

Shasta County  
Regional Transportation  
Planning Agency —  
(continued)

**Shasta — (continued)**

	City of Redding	City of Shasta Lake	Consolidated Transportation Service Agency	Redding Area Bus Authority	Total
<b>Local Transportation Fund Expenditures</b>					
<b>Administration</b>					
County Auditor PUC 99233.1	\$ —	\$ —	\$ —	\$ —	\$ —
TPA PUC 99233.1	—	—	—	—	237,159
<b>Planning</b>					
PUC 99233.2	—	—	—	—	—
PUC 99233.5(a)	—	—	—	—	—
PUC 99233.5(b)	—	—	—	—	—
<b>Pedestrian and Bicycle Facilities</b>					
PUC 99233.3, 99234	—	—	—	—	—
<b>Rail Service</b>					
PUC 99233.4, 99234.9	—	—	—	—	—
<b>Article 4.5</b>					
<b>Community Transit Services</b>					
PUC 99233.7, 99275	—	—	346,200	—	346,200
<b>Article 4</b>					
Planning PUC 99262	—	—	—	—	—
Transit PUC 99260(a)	—	—	—	2,235,162	2,235,162
Joint Powers Agencies PUC 99260.7	—	—	—	—	—
Railroad Corporations PUC 99260.5(a)	—	—	—	—	—
Other	—	—	—	—	—
<b>Article 8</b>					
Streets and Roads PUC 99400(a)	1,758,926	189,047	—	—	4,886,200
Pedestrians and Bicycles PUC 99400(a)	—	—	—	—	—
General Public PUC 99400(c)	—	—	—	—	78,250
Elderly and Handicapped PUC 99400(c)	—	—	—	—	30,000
Planning Contributions PUC 99402	—	—	—	—	—
Multimodal Terminal PUC 99400.5	—	—	—	—	—
Other	—	—	—	—	—
<b>Total LTF Expenditures</b>	<b>\$ 1,758,926</b>	<b>\$ 189,047</b>	<b>\$ 346,200</b>	<b>\$ 2,235,162</b>	<b>\$ 7,812,971</b>
<b>State Transit Assistance Fund Expenditures</b>					
<b>Article 4</b>					
Operating Costs CCR 6730(a)	\$ 249,485	\$ 28,779	\$ —	\$ —	\$ 502,577
Capital Costs CCR 6730(b)	—	—	—	—	—
Rail Services Subsidy CCR 6730(c)	—	—	—	—	—
Specialized Services CCR 6731(c)	—	—	—	—	—
Other	—	—	—	—	—
<b>Article 8</b>					
AMTRAK CCR 6731(a)	—	—	—	—	—
General Public CCR 6731(b)	—	—	—	—	—
Elderly and Handicapped CCR 6731(b)	—	—	—	—	—
Other	—	—	—	—	—
<b>Other Expenditures</b>					
Other Expenditures	—	—	—	—	—
<b>Community Transit Services</b>					
CCR 6730(d), 6731(d), and 6731.1	—	—	—	—	—
<b>Total STAF Expenditures</b>	<b>\$ 249,485</b>	<b>\$ 28,779</b>	<b>\$ —</b>	<b>\$ —</b>	<b>\$ 502,577</b>

**Table 6. Transportation Planning Agencies Annual Report — Fiscal Year 2006-07 — (continued)**  
**Schedule of Expenditures by Purpose Regarding the**  
**Local Transportation Funds and State Transit Assistance Funds**

	Sierra County Local Transportation Commission			Siskiyou County Local Transportation Commission	
	<b>Sierra</b>			<b>Siskiyou</b>	
	Sierra County Local Transportation Commission	Sierra County	City of Loyalton	Total	Siskiyou County Local Transportation Commission
<b>Local Transportation Fund Expenditures</b>					
<b>Administration</b>					
County Auditor PUC 99233.1	\$ —	\$ —	\$ —	\$ —	\$ —
TPA PUC 99233.1	—	—	—	—	92,796
<b>Planning</b>					
PUC 99233.2	—	—	—	—	—
PUC 99233.5(a)	—	—	—	—	—
PUC 99233.5(b)	—	—	—	—	—
<b>Pedestrian and Bicycle Facilities</b>					
PUC 99233.3, 99234	—	—	—	—	—
<b>Rail Service</b>					
PUC 99233.4, 99234.9	—	—	—	—	—
<b>Article 4.5</b>					
<b>Community Transit Services</b>					
PUC 99233.7, 99275	—	—	—	—	—
<b>Article 4</b>					
Planning PUC 99262	—	—	—	—	—
Transit PUC 99260(a)	—	—	—	—	—
Joint Powers Agencies PUC 99260.7	—	—	—	—	—
Railroad Corporations PUC 99260.5(a)	—	—	—	—	—
Other	—	—	—	—	—
<b>Article 8</b>					
Streets and Roads PUC 99400(a)	—	—	—	—	—
Pedestrians and Bicycles PUC 99400(a)	—	—	—	—	—
General Public PUC 99400(c)	—	—	—	—	—
Elderly and Handicapped PUC 99400(c)	—	11,279	5,308	16,587	—
Planning Contributions PUC 99402	—	—	—	—	—
Multimodal Terminal PUC 99400.5	—	—	—	—	—
Other	—	—	—	—	—
<b>Total LTF Expenditures</b>	<b>\$ —</b>	<b>\$ 11,279</b>	<b>\$ 5,308</b>	<b>\$ 16,587</b>	<b>\$ 92,796</b>
<b>State Transit Assistance Fund Expenditures</b>					
<b>Article 4</b>					
Operating Costs CCR 6730(a)	\$ —	\$ —	\$ —	\$ —	\$ —
Capital Costs CCR 6730(b)	—	—	—	—	—
Rail Services Subsidy CCR 6730(c)	—	—	—	—	—
Specialized Services CCR 6731(c)	—	—	—	—	—
Other	—	—	—	—	—
<b>Article 8</b>					
AMTRAK CCR 6731(a)	—	—	—	—	—
General Public CCR 6731(b)	—	—	—	—	—
Elderly and Handicapped CCR 6731(b)	—	—	—	—	—
Other	—	—	—	—	—
<b>Other Expenditures</b>					
Other Expenditures	—	—	—	—	—
<b>Community Transit Services</b>					
CCR 6730(d), 6731(d), and 6731.1	—	—	—	—	—
<b>Total STAF Expenditures</b>	<b>\$ —</b>	<b>\$ —</b>	<b>\$ —</b>	<b>\$ —</b>	<b>\$ —</b>

**Table 6. Transportation Planning Agencies Annual Report — Fiscal Year 2006-07 — (continued)**  
**Schedule of Expenditures by Purpose Regarding the**  
**Local Transportation Funds and State Transit Assistance Funds**

Siskiyou County Local  
Transportation  
Commission —  
(continued)

**Siskiyou — (continued)**

	Siskiyou County	City of Dorris	City of Dunsmuir	City of Etna	City of Fort Jones
<b>Local Transportation Fund Expenditures</b>					
<b>Administration</b>					
County Auditor PUC 99233.1	\$ —	\$ —	\$ —	\$ —	\$ —
TPA PUC 99233.1	—	—	—	—	—
<b>Planning</b>					
PUC 99233.2	—	—	—	—	—
PUC 99233.5(a)	—	—	—	—	—
PUC 99233.5(b)	—	—	—	—	—
<b>Pedestrian and Bicycle Facilities</b>					
PUC 99233.3, 99234	—	—	—	—	—
<b>Rail Service</b>					
PUC 99233.4, 99234.9	—	—	—	—	—
<b>Article 4.5</b>					
<b>Community Transit Services</b>					
PUC 99233.7, 99275	—	—	—	—	—
<b>Article 4</b>					
Planning PUC 99262	—	—	—	—	—
Transit PUC 99260(a)	428,167	—	32,502	13,296	11,514
Joint Powers Agencies PUC 99260.7	—	—	—	—	—
Railroad Corporations PUC 99260.5(a)	—	—	—	—	—
Other	—	—	—	—	—
<b>Article 8</b>					
Streets and Roads PUC 99400(a)	251,710	23,987	18,365	7,490	6,641
Pedestrians and Bicycles PUC 99400(a)	—	—	—	—	—
General Public PUC 99400(c)	—	—	—	—	—
Elderly and Handicapped PUC 99400(c)	—	—	—	—	—
Planning Contributions PUC 99402	—	—	—	—	—
Multimodal Terminal PUC 99400.5	—	—	—	—	—
Other	—	—	—	—	—
<b>Total LTF Expenditures</b>	<b>\$ 679,877</b>	<b>\$ 23,987</b>	<b>\$ 50,867</b>	<b>\$ 20,786</b>	<b>\$ 18,155</b>
<b>State Transit Assistance Fund Expenditures</b>					
<b>Article 4</b>					
Operating Costs CCR 6730(a)	\$ —	\$ —	\$ —	\$ —	\$ —
Capital Costs CCR 6730(b)	130,321	—	—	—	—
Rail Services Subsidy CCR 6730(c)	—	—	—	—	—
Specialized Services CCR 6731(c)	—	—	—	—	—
Other	—	—	—	—	—
<b>Article 8</b>					
AMTRAK CCR 6731(a)	—	—	—	—	—
General Public CCR 6731(b)	—	—	—	—	—
Elderly and Handicapped CCR 6731(b)	—	—	—	—	—
Other	—	—	—	—	—
<b>Other Expenditures</b>					
Other Expenditures	—	—	—	—	—
<b>Community Transit Services</b>					
CCR 6730(d), 6731(d), and 6731.1	—	—	—	—	—
<b>Total STAF Expenditures</b>	<b>\$ 130,321</b>	<b>\$ —</b>	<b>\$ —</b>	<b>\$ —</b>	<b>\$ —</b>

**Table 6. Transportation Planning Agencies Annual Report — Fiscal Year 2006-07 — (continued)**  
**Schedule of Expenditures by Purpose Regarding the**  
**Local Transportation Funds and State Transit Assistance Funds**

Siskiyou County Local  
Transportation  
Commission —  
(continued)

**Siskiyou — (continued)**

	City of Montague	City of Mt. Shasta	City of Tulelake	City of Weed	City of Yreka
<b>Local Transportation Fund Expenditures</b>					
<b>Administration</b>					
County Auditor PUC 99233.1	\$ —	\$ —	\$ —	\$ —	\$ —
TPA PUC 99233.1	—	—	—	—	—
<b>Planning</b>					
PUC 99233.2	—	—	—	—	—
PUC 99233.5(a)	—	—	—	—	—
PUC 99233.5(b)	—	—	—	—	—
<b>Pedestrian and Bicycle Facilities</b>					
PUC 99233.3, 99234	—	—	—	—	—
<b>Rail Service</b>					
PUC 99233.4, 99234.9	—	—	—	—	—
<b>Article 4.5</b>					
<b>Community Transit Services</b>					
PUC 99233.7, 99275	—	—	—	—	—
<b>Article 4</b>					
Planning PUC 99262	—	—	—	—	—
Transit PUC 99260(a)	25,803	63,497	—	51,229	126,497
Joint Powers Agencies PUC 99260.7	—	—	—	—	—
Railroad Corporations PUC 99260.5(a)	—	—	—	—	—
Other	—	—	—	—	—
<b>Article 8</b>					
Streets and Roads PUC 99400(a)	15,121	36,415	27,139	28,056	71,446
Pedestrians and Bicycles PUC 99400(a)	—	—	—	—	—
General Public PUC 99400(c)	—	—	—	—	—
Elderly and Handicapped PUC 99400(c)	—	—	—	—	—
Planning Contributions PUC 99402	—	—	—	—	—
Multimodal Terminal PUC 99400.5	—	—	—	—	—
Other	—	—	—	—	—
<b>Total LTF Expenditures</b>	<b>\$ 40,924</b>	<b>\$ 99,912</b>	<b>\$ 27,139</b>	<b>\$ 79,285</b>	<b>\$ 197,943</b>
<b>State Transit Assistance Fund Expenditures</b>					
<b>Article 4</b>					
Operating Costs CCR 6730(a)	\$ —	\$ —	\$ —	\$ —	\$ —
Capital Costs CCR 6730(b)	—	—	—	—	—
Rail Services Subsidy CCR 6730(c)	—	—	—	—	—
Specialized Services CCR 6731(c)	—	—	—	—	—
Other	—	—	—	—	—
<b>Article 8</b>					
AMTRAK CCR 6731(a)	—	—	—	—	—
General Public CCR 6731(b)	—	—	—	—	—
Elderly and Handicapped CCR 6731(b)	—	—	—	—	—
Other	—	—	—	—	—
<b>Other Expenditures</b>					
Other Expenditures	—	—	—	—	—
<b>Community Transit Services</b>					
CCR 6730(d), 6731(d), and 6731.1	—	—	—	—	—
<b>Total STAF Expenditures</b>	<b>\$ —</b>	<b>\$ —</b>	<b>\$ —</b>	<b>\$ —</b>	<b>\$ —</b>

**Table 6. Transportation Planning Agencies Annual Report — Fiscal Year 2006-07 — (continued)**  
**Schedule of Expenditures by Purpose Regarding the**  
**Local Transportation Funds and State Transit Assistance Funds**

	Siskiyou County Local Transportation Commission — (continued)	Stanislaus Council of Governments	Stanislaus		
	Total	Stanislaus Council of Governments	Stanislaus County	City of Ceres	City of Hughson
<b>Local Transportation Fund Expenditures</b>					
<b>Administration</b>					
County Auditor PUC 99233.1	\$ —	\$ —	\$ —	\$ —	\$ —
TPA PUC 99233.1	92,796	131,900	—	—	—
<b>Planning</b>					
PUC 99233.2	—	548,887	—	—	—
PUC 99233.5(a)	—	—	—	—	—
PUC 99233.5(b)	—	—	—	—	—
<b>Pedestrian and Bicycle Facilities</b>					
PUC 99233.3, 99234	—	—	79,985	27,120	4,152
<b>Rail Service</b>					
PUC 99233.4, 99234.9	—	—	—	—	—
<b>Article 4.5</b>					
<b>Community Transit Services</b>					
PUC 99233.7, 99275	—	—	—	—	—
<b>Article 4</b>					
Planning PUC 99262	—	—	—	—	—
Transit PUC 99260(a)	752,505	—	2,626,260	—	—
Joint Powers Agencies PUC 99260.7	—	—	—	—	—
Railroad Corporations PUC 99260.5(a)	—	—	—	—	—
Other	—	—	—	—	—
<b>Article 8</b>					
Streets and Roads PUC 99400(a)	486,370	—	2,075,326	703,686	107,730
Pedestrians and Bicycles PUC 99400(a)	—	—	—	—	—
General Public PUC 99400(c)	—	—	—	1,031,810	—
Elderly and Handicapped PUC 99400(c)	—	—	—	—	—
Planning Contributions PUC 99402	—	—	—	—	—
Multimodal Terminal PUC 99400.5	—	—	—	—	—
Other	—	—	—	—	—
<b>Total LTF Expenditures</b>	<b>\$ 1,331,671</b>	<b>\$ 680,787</b>	<b>\$ 4,781,571</b>	<b>\$ 1,762,616</b>	<b>\$ 111,882</b>
<b>State Transit Assistance Fund Expenditures</b>					
<b>Article 4</b>					
Operating Costs CCR 6730(a)	\$ —	\$ —	\$ 23,560	\$ —	\$ —
Capital Costs CCR 6730(b)	130,321	—	—	—	—
Rail Services Subsidy CCR 6730(c)	—	—	—	—	—
Specialized Services CCR 6731(c)	—	—	—	—	—
Other	—	—	—	—	—
<b>Article 8</b>					
AMTRAK CCR 6731(a)	—	—	—	—	—
General Public CCR 6731(b)	—	—	—	—	—
Elderly and Handicapped CCR 6731(b)	—	—	—	—	—
Other	—	—	—	—	—
<b>Other Expenditures</b>					
Other Expenditures	—	—	—	—	—
<b>Community Transit Services</b>					
CCR 6730(d), 6731(d), and 6731.1	—	—	—	—	—
<b>Total STAF Expenditures</b>	<b>\$ 130,321</b>	<b>\$ —</b>	<b>\$ 23,560</b>	<b>\$ —</b>	<b>\$ —</b>



**Table 6. Transportation Planning Agencies Annual Report — Fiscal Year 2006-07 — (continued)**  
**Schedule of Expenditures by Purpose Regarding the**  
**Local Transportation Funds and State Transit Assistance Funds**

Stanislaus Council of  
Governments —  
(continued)

**Stanislaus —**  
**(continued)**  
City of Modesto

City of Newman

City of Oakdale

City of Patterson

City of Riverbank

**Local Transportation Fund Expenditures**

**Administration**

County Auditor PUC 99233.1	\$	—	\$	—	\$	—	\$	—
TPA PUC 99233.1		—		—		—		—

**Planning**

PUC 99233.2		—		—		—		—
PUC 99233.5(a)		—		—		—		—
PUC 99233.5(b)		—		—		—		—

**Pedestrian and Bicycle Facilities**

PUC 99233.3, 99234		145,084		6,383		12,185		11,291		13,967
--------------------	--	---------	--	-------	--	--------	--	--------	--	--------

**Rail Service**

PUC 99233.4, 99234.9		—		—		—		—		—
----------------------	--	---	--	---	--	---	--	---	--	---

**Article 4.5**

**Community Transit Services**

PUC 99233.7, 99275		—		—		—		—		—
--------------------	--	---	--	---	--	---	--	---	--	---

**Article 4**

Planning PUC 99262		—		—		—		—		—
Transit PUC 99260(a)		1,898,945		—		—		—		—
Joint Powers Agencies PUC 99260.7		—		—		—		—		—
Railroad Corporations PUC 99260.5(a)		—		—		—		—		—
Other		—		—		—		—		—

**Article 8**

Streets and Roads PUC 99400(a)		2,994,444		165,601		316,172		292,948		362,385
Pedestrians and Bicycles PUC 99400(a)		—		—		—		—		—
General Public PUC 99400(c)		1,143,752		—		—		—		—
Elderly and Handicapped PUC 99400(c)		—		—		—		—		—
Planning Contributions PUC 99402		—		—		—		—		—
Multimodal Terminal PUC 99400.5		—		—		—		—		—
Other		228,361		—		—		—		—

**Total LTF Expenditures**

	\$	<u>6,410,586</u>	\$	<u>171,984</u>	\$	<u>328,357</u>	\$	<u>304,239</u>	\$	<u>376,352</u>
--	----	------------------	----	----------------	----	----------------	----	----------------	----	----------------

**State Transit Assistance Fund Expenditures**

**Article 4**

Operating Costs CCR 6730(a)	\$	4,576,363	\$	—	\$	—	\$	—	\$	—
Capital Costs CCR 6730(b)		—		—		—		—		—
Rail Services Subsidy CCR 6730(c)		—		—		—		—		—
Specialized Services CCR 6731(c)		—		—		—		—		—
Other		—		—		—		—		—

**Article 8**

AMTRAK CCR 6731(a)		—		—		—		—		—
General Public CCR 6731(b)		—		—		—		—		—
Elderly and Handicapped CCR 6731(b)		—		—		—		—		—
Other		—		—		—		—		—

**Other Expenditures**

Other Expenditures		—		—		—		—		—
--------------------	--	---	--	---	--	---	--	---	--	---

**Community Transit Services**

CCR 6730(d), 6731(d), and 6731.1		—		—		—		—		—
----------------------------------	--	---	--	---	--	---	--	---	--	---

**Total STAF Expenditures**

	\$	<u>4,576,363</u>	\$	<u>—</u>	\$	<u>—</u>	\$	<u>—</u>	\$	<u>—</u>
--	----	------------------	----	----------	----	----------	----	----------	----	----------

**Table 6. Transportation Planning Agencies Annual Report — Fiscal Year 2006-07 — (continued)**  
**Schedule of Expenditures by Purpose Regarding the**  
**Local Transportation Funds and State Transit Assistance Funds**

	Stanislaus Council of Governments — (continued)				Tehama County Transportation Commission	
	Stanislaus — (continued)				Tehama	
	City of Turlock	City of Waterford	Riverbank-Oakdale Transit Authority	Total	Tehama County Transportation Commission	
<b>Local Transportation Fund Expenditures</b>						
<b>Administration</b>						
County Auditor PUC 99233.1	\$ —	\$ —	\$ —	\$ —	\$ —	\$ —
TPA PUC 99233.1	—	—	—	131,900	—	98,718
<b>Planning</b>						
PUC 99233.2	—	—	—	548,887	—	—
PUC 99233.5(a)	—	—	—	—	—	—
PUC 99233.5(b)	—	—	—	—	—	—
<b>Pedestrian and Bicycle Facilities</b>						
PUC 99233.3, 99234	46,822	5,518	—	352,507	—	—
<b>Rail Service</b>						
PUC 99233.4, 99234.9	—	—	—	—	—	—
<b>Article 4.5</b>						
<b>Community Transit Services</b>						
PUC 99233.7, 99275	—	—	—	—	—	—
<b>Article 4</b>						
Planning PUC 99262	—	—	—	—	—	—
Transit PUC 99260(a)	768,666	—	1,170,712	6,464,583	—	—
Joint Powers Agencies PUC 99260.7	—	—	—	—	—	—
Railroad Corporations PUC 99260.5(a)	—	—	—	—	—	—
Other	—	—	—	—	—	—
<b>Article 8</b>						
Streets and Roads PUC 99400(a)	1,214,885	143,174	—	8,376,351	—	—
Pedestrians and Bicycles PUC 99400(a)	—	—	—	—	—	—
General Public PUC 99400(c)	—	—	—	2,175,562	—	—
Elderly and Handicapped PUC 99400(c)	—	—	—	—	—	—
Planning Contributions PUC 99402	—	—	—	—	—	—
Multimodal Terminal PUC 99400.5	—	—	—	—	—	—
Other	—	—	—	228,361	—	—
<b>Total LTF Expenditures</b>	<b>\$ 2,030,373</b>	<b>\$ 148,692</b>	<b>\$ 1,170,712</b>	<b>\$ 18,278,151</b>	<b>\$ —</b>	<b>\$ 98,718</b>
<b>State Transit Assistance Fund Expenditures</b>						
<b>Article 4</b>						
Operating Costs CCR 6730(a)	\$ 14,051	\$ —	\$ —	\$ 4,613,974	\$ —	\$ —
Capital Costs CCR 6730(b)	—	—	—	—	—	—
Rail Services Subsidy CCR 6730(c)	—	—	—	—	—	—
Specialized Services CCR 6731(c)	—	—	—	—	—	—
Other	—	—	—	—	—	—
<b>Article 8</b>						
AMTRAK CCR 6731(a)	—	—	—	—	—	—
General Public CCR 6731(b)	—	—	—	—	—	—
Elderly and Handicapped CCR 6731(b)	—	—	—	—	—	—
Other	—	—	—	—	—	—
<b>Other Expenditures</b>						
Other Expenditures	—	—	—	—	—	—
<b>Community Transit Services</b>						
CCR 6730(d), 6731(d), and 6731.1	—	—	—	—	—	—
<b>Total STAF Expenditures</b>	<b>\$ 14,051</b>	<b>\$ —</b>	<b>\$ —</b>	<b>\$ 4,613,974</b>	<b>\$ —</b>	<b>\$ —</b>

**Table 6. Transportation Planning Agencies Annual Report — Fiscal Year 2006-07 — (continued)**  
**Schedule of Expenditures by Purpose Regarding the**  
**Local Transportation Funds and State Transit Assistance Funds**

Tehama County  
Transportation  
Commission —  
(continued)

**Tehama — (continued)**

	Tehama County	City of Corning	City of Red Bluff	City of Tehama	Total
<b>Local Transportation Fund Expenditures</b>					
<b>Administration</b>					
County Auditor PUC 99233.1	\$ —	\$ —	\$ —	\$ —	\$ —
TPA PUC 99233.1	—	—	—	—	98,718
<b>Planning</b>					
PUC 99233.2	—	—	—	—	—
PUC 99233.5(a)	—	—	—	—	—
PUC 99233.5(b)	—	—	—	—	—
<b>Pedestrian and Bicycle Facilities</b>					
PUC 99233.3, 99234	—	—	—	—	—
<b>Rail Service</b>					
PUC 99233.4, 99234.9	—	—	—	—	—
<b>Article 4.5</b>					
<b>Community Transit Services</b>					
PUC 99233.7, 99275	—	—	—	—	—
<b>Article 4</b>					
Planning PUC 99262	—	—	—	—	—
Transit PUC 99260(a)	—	—	—	—	—
Joint Powers Agencies PUC 99260.7	—	—	—	—	—
Railroad Corporations PUC 99260.5(a)	—	—	—	—	—
Other	—	—	—	—	—
<b>Article 8</b>					
Streets and Roads PUC 99400(a)	548,236	119,510	108,369	7,252	783,367
Pedestrians and Bicycles PUC 99400(a)	—	—	—	—	—
General Public PUC 99400(c)	152,960	27,456	51,905	1,666	233,987
Elderly and Handicapped PUC 99400(c)	117,564	—	117,564	—	235,128
Planning Contributions PUC 99402	—	—	—	—	—
Multimodal Terminal PUC 99400.5	—	—	—	—	—
Other	—	—	—	—	—
<b>Total LTF Expenditures</b>	<b>\$ 818,760</b>	<b>\$ 146,966</b>	<b>\$ 277,838</b>	<b>\$ 8,918</b>	<b>\$ 1,351,200</b>
<b>State Transit Assistance Fund Expenditures</b>					
<b>Article 4</b>					
Operating Costs CCR 6730(a)	\$ —	\$ —	\$ —	\$ —	\$ —
Capital Costs CCR 6730(b)	—	—	—	—	—
Rail Services Subsidy CCR 6730(c)	—	—	—	—	—
Specialized Services CCR 6731(c)	—	—	—	—	—
Other	—	—	—	—	—
<b>Article 8</b>					
AMTRAK CCR 6731(a)	—	—	—	—	—
General Public CCR 6731(b)	516,830	—	—	—	516,830
Elderly and Handicapped CCR 6731(b)	—	—	—	—	—
Other	—	—	—	—	—
<b>Other Expenditures</b>					
Other Expenditures	—	—	—	—	—
<b>Community Transit Services</b>					
CCR 6730(d), 6731(d), and 6731.1	—	—	—	—	—
<b>Total STAF Expenditures</b>	<b>\$ 516,830</b>	<b>\$ —</b>	<b>\$ —</b>	<b>\$ —</b>	<b>\$ 516,830</b>

**Table 6. Transportation Planning Agencies Annual Report — Fiscal Year 2006-07 — (continued)**  
**Schedule of Expenditures by Purpose Regarding the**  
**Local Transportation Funds and State Transit Assistance Funds**

	Trinity County Transportation Commission			Tulare County Association of Governments		
	Trinity			Tulare		
	Trinity County Transportation Commission	Trinity County	Total	Tulare County Association of Governments	Tulare County	
<b>Local Transportation Fund Expenditures</b>						
<b>Administration</b>						
County Auditor PUC 99233.1	\$	—	\$	\$	\$	—
TPA PUC 99233.1		66,000	—	66,000	—	—
<b>Planning</b>						
PUC 99233.2		—	—	—	—	—
PUC 99233.5(a)		—	—	—	—	—
PUC 99233.5(b)		—	—	—	—	—
<b>Pedestrian and Bicycle Facilities</b>						
PUC 99233.3, 99234		—	—	—	—	—
<b>Rail Service</b>						
PUC 99233.4, 99234.9		—	—	—	—	—
<b>Article 4.5</b>						
<b>Community Transit Services</b>						
PUC 99233.7, 99275		—	—	—	—	—
<b>Article 4</b>						
Planning PUC 99262		—	—	—	—	—
Transit PUC 99260(a)		—	120,000	120,000	—	985,098
Joint Powers Agencies PUC 99260.7		—	—	—	—	—
Railroad Corporations PUC 99260.5(a)		—	—	—	—	—
Other		—	—	—	—	—
<b>Article 8</b>						
Streets and Roads PUC 99400(a)		—	18,000	18,000	—	3,586,681
Pedestrians and Bicycles PUC 99400(a)		—	100,000	100,000	—	—
General Public PUC 99400(c)		—	40,500	40,500	—	—
Elderly and Handicapped PUC 99400(c)		—	—	—	—	—
Planning Contributions PUC 99402		—	—	—	—	178,287
Multimodal Terminal PUC 99400.5		—	—	—	—	—
Other		—	—	—	—	—
<b>Total LTF Expenditures</b>	<b>\$</b>	<b>66,000</b>	<b>\$</b>	<b>278,500</b>	<b>\$</b>	<b>344,500</b>
				<b>\$</b>	<b>—</b>	<b>\$</b>
					<b>\$</b>	<b>4,750,066</b>
<b>State Transit Assistance Fund Expenditures</b>						
<b>Article 4</b>						
Operating Costs CCR 6730(a)	\$	—	\$	\$	\$	—
Capital Costs CCR 6730(b)		—	95,000	95,000	—	—
Rail Services Subsidy CCR 6730(c)		—	—	—	—	—
Specialized Services CCR 6731(c)		—	—	—	—	—
Other		—	—	—	—	—
<b>Article 8</b>						
AMTRAK CCR 6731(a)		—	—	—	—	—
General Public CCR 6731(b)		—	—	—	—	—
Elderly and Handicapped CCR 6731(b)		—	—	—	—	—
Other		—	—	—	—	—
<b>Other Expenditures</b>						
Other Expenditures		—	—	—	—	—
<b>Community Transit Services</b>						
CCR 6730(d), 6731(d), and 6731.1		—	—	—	—	—
<b>Total STAF Expenditures</b>	<b>\$</b>	<b>—</b>	<b>\$</b>	<b>95,000</b>	<b>\$</b>	<b>95,000</b>
				<b>\$</b>	<b>—</b>	<b>\$</b>
					<b>\$</b>	<b>—</b>

**Table 6. Transportation Planning Agencies Annual Report — Fiscal Year 2006-07 — (continued)**  
**Schedule of Expenditures by Purpose Regarding the**  
**Local Transportation Funds and State Transit Assistance Funds**

Tulare County  
 Association of  
 Governments —  
 (continued)

Tulare — (continued)

	City of Dinuba	City of Exeter	City of Farmersville	City of Lindsay	City of Porterville
<b>Local Transportation Fund Expenditures</b>					
<b>Administration</b>					
County Auditor PUC 99233.1	\$ —	\$ —	\$ —	\$ —	\$ —
TPA PUC 99233.1	—	—	—	—	—
<b>Planning</b>					
PUC 99233.2	—	—	—	—	—
PUC 99233.5(a)	—	—	—	—	—
PUC 99233.5(b)	—	—	—	—	—
<b>Pedestrian and Bicycle Facilities</b>					
PUC 99233.3, 99234	—	—	—	—	—
<b>Rail Service</b>					
PUC 99233.4, 99234.9	—	—	—	—	—
<b>Article 4.5</b>					
<b>Community Transit Services</b>					
PUC 99233.7, 99275	—	—	—	—	—
<b>Article 4</b>					
Planning PUC 99262	—	—	—	—	—
Transit PUC 99260(a)	244,711	87,637	—	—	801,073
Joint Powers Agencies PUC 99260.7	—	—	—	—	—
Railroad Corporations PUC 99260.5(a)	—	—	—	—	—
Other	—	—	—	—	—
<b>Article 8</b>					
Streets and Roads PUC 99400(a)	357,020	229,115	275,925	332,627	555,023
Pedestrians and Bicycles PUC 99400(a)	—	—	—	—	—
General Public PUC 99400(c)	—	—	—	—	—
Elderly and Handicapped PUC 99400(c)	—	—	—	—	—
Planning Contributions PUC 99402	22,900	12,291	12,152	13,091	58,025
Multimodal Terminal PUC 99400.5	—	—	—	—	—
Other	—	—	—	—	—
<b>Total LTF Expenditures</b>	<b>\$ 624,631</b>	<b>\$ 329,043</b>	<b>\$ 288,077</b>	<b>\$ 345,718</b>	<b>\$ 1,414,121</b>
<b>State Transit Assistance Fund Expenditures</b>					
<b>Article 4</b>					
Operating Costs CCR 6730(a)	\$ —	\$ —	\$ —	\$ —	\$ —
Capital Costs CCR 6730(b)	—	—	—	—	—
Rail Services Subsidy CCR 6730(c)	—	—	—	—	—
Specialized Services CCR 6731(c)	—	—	—	—	—
Other	—	—	—	—	—
<b>Article 8</b>					
AMTRAK CCR 6731(a)	—	—	—	—	—
General Public CCR 6731(b)	40,927	—	—	—	452,282
Elderly and Handicapped CCR 6731(b)	—	—	—	—	—
Other	—	—	—	—	—
<b>Other Expenditures</b>					
Other Expenditures	—	—	—	—	—
<b>Community Transit Services</b>					
CCR 6730(d), 6731(d), and 6731.1	—	—	—	—	—
<b>Total STAF Expenditures</b>	<b>\$ 40,927</b>	<b>\$ —</b>	<b>\$ —</b>	<b>\$ —</b>	<b>\$ 452,282</b>

**Table 6. Transportation Planning Agencies Annual Report — Fiscal Year 2006-07 — (continued)**  
**Schedule of Expenditures by Purpose Regarding the**  
**Local Transportation Funds and State Transit Assistance Funds**

Tulare County  
 Association of  
 Governments —  
 (continued)

Tuolumne County and  
 Cities Planning Council

	Tulare — (continued)				Tuolumne
	City of Tulare	City of Visalia	City of Woodlake	Total	Tuolumne County and Cities Planning Council
<b>Local Transportation Fund Expenditures</b>					
<b>Administration</b>					
County Auditor PUC 99233.1	\$ —	\$ —	\$ —	\$ —	\$ —
TPA PUC 99233.1	—	—	—	—	59,875
<b>Planning</b>					
PUC 99233.2	—	—	—	—	—
PUC 99233.5(a)	—	—	—	—	—
PUC 99233.5(b)	—	—	—	—	—
<b>Pedestrian and Bicycle Facilities</b>					
PUC 99233.3, 99234	—	—	—	—	—
<b>Rail Service</b>					
PUC 99233.4, 99234.9	—	—	—	—	—
<b>Article 4.5</b>					
<b>Community Transit Services</b>					
PUC 99233.7, 99275	—	—	—	—	—
<b>Article 4</b>					
Planning PUC 99262	—	—	—	—	—
Transit PUC 99260(a)	1,609,510	1,509,790	87,000	5,324,819	—
Joint Powers Agencies PUC 99260.7	—	—	—	—	—
Railroad Corporations PUC 99260.5(a)	—	—	—	—	—
Other	—	—	—	—	—
<b>Article 8</b>					
Streets and Roads PUC 99400(a)	37,051	75,000	139,517	5,587,959	—
Pedestrians and Bicycles PUC 99400(a)	—	—	—	—	—
General Public PUC 99400(c)	—	—	—	—	—
Elderly and Handicapped PUC 99400(c)	—	—	—	—	—
Planning Contributions PUC 99402	27,185	141,493	8,531	473,955	—
Multimodal Terminal PUC 99400.5	—	—	—	—	—
Other	—	—	—	—	—
<b>Total LTF Expenditures</b>	<b>\$ 1,673,746</b>	<b>\$ 1,726,283</b>	<b>\$ 235,048</b>	<b>\$ 11,386,733</b>	<b>\$ 59,875</b>
<b>State Transit Assistance Fund Expenditures</b>					
<b>Article 4</b>					
Operating Costs CCR 6730(a)	\$ —	\$ —	\$ —	\$ —	\$ —
Capital Costs CCR 6730(b)	—	—	—	—	—
Rail Services Subsidy CCR 6730(c)	—	—	—	—	—
Specialized Services CCR 6731(c)	—	—	—	—	—
Other	—	—	—	—	—
<b>Article 8</b>					
AMTRAK CCR 6731(a)	—	—	—	—	—
General Public CCR 6731(b)	113,050	295,168	15,315	916,742	—
Elderly and Handicapped CCR 6731(b)	—	—	—	—	—
Other	—	—	—	—	—
<b>Other Expenditures</b>					
Other Expenditures	—	—	—	—	—
<b>Community Transit Services</b>					
CCR 6730(d), 6731(d), and 6731.1	—	—	—	—	—
<b>Total STAF Expenditures</b>	<b>\$ 113,050</b>	<b>\$ 295,168</b>	<b>\$ 15,315</b>	<b>\$ 916,742</b>	<b>\$ —</b>

**Table 6. Transportation Planning Agencies Annual Report — Fiscal Year 2006-07 — (continued)**  
**Schedule of Expenditures by Purpose Regarding the**  
**Local Transportation Funds and State Transit Assistance Funds**

	Tuolumne County and Cities Planning Council — (continued)			Ventura County Transportation Commission	
	Tuolumne — (continued) Tuolumne County	City of Sonora	Total	Ventura Ventura County Transportation Commission	Ventura County
<b>Local Transportation Fund Expenditures</b>					
<b>Administration</b>					
County Auditor PUC 99233.1	\$ —	\$ —	\$ —	\$ —	\$ 15,100
TPA PUC 99233.1	—	—	59,875	525,000	—
<b>Planning</b>					
PUC 99233.2	—	—	—	690,000	—
PUC 99233.5(a)	—	—	—	—	—
PUC 99233.5(b)	—	—	—	—	—
<b>Pedestrian and Bicycle Facilities</b>					
PUC 99233.3, 99234	33,906	2,995	36,901	—	66,384
<b>Rail Service</b>					
PUC 99233.4, 99234.9	—	—	—	400,000	—
<b>Article 4.5</b>					
<b>Community Transit Services</b>					
PUC 99233.7, 99275	—	—	—	—	—
<b>Article 4</b>					
Planning PUC 99262	—	—	—	—	—
Transit PUC 99260(a)	—	—	—	—	902,599
Joint Powers Agencies PUC 99260.7	—	—	—	—	—
Railroad Corporations PUC 99260.5(a)	—	—	—	—	—
Other	—	—	—	—	—
<b>Article 8</b>					
Streets and Roads PUC 99400(a)	966,288	85,345	1,051,633	—	858,598
Pedestrians and Bicycles PUC 99400(a)	—	—	—	—	—
General Public PUC 99400(c)	640,090	56,534	696,624	1,587,776	481,800
Elderly and Handicapped PUC 99400(c)	—	—	—	—	—
Planning Contributions PUC 99402	—	—	—	—	—
Multimodal Terminal PUC 99400.5	—	—	—	—	—
Other	—	—	—	—	—
<b>Total LTF Expenditures</b>	<b>\$ 1,640,284</b>	<b>\$ 144,874</b>	<b>\$ 1,845,033</b>	<b>\$ 3,202,776</b>	<b>\$ 2,324,481</b>
<b>State Transit Assistance Fund Expenditures</b>					
<b>Article 4</b>					
Operating Costs CCR 6730(a)	\$ 453,291	\$ 40,028	\$ 493,319	\$ —	\$ —
Capital Costs CCR 6730(b)	—	—	—	—	—
Rail Services Subsidy CCR 6730(c)	—	—	—	—	—
Specialized Services CCR 6731(c)	—	—	—	—	—
Other	—	—	—	—	—
<b>Article 8</b>					
AMTRAK CCR 6731(a)	—	—	—	—	—
General Public CCR 6731(b)	—	—	—	—	—
Elderly and Handicapped CCR 6731(b)	—	—	—	—	—
Other	—	—	—	—	—
<b>Other Expenditures</b>					
Other Expenditures	—	—	—	1,508,302	—
<b>Community Transit Services</b>					
CCR 6730(d), 6731(d), and 6731.1	—	—	—	—	—
<b>Total STAF Expenditures</b>	<b>\$ 453,291</b>	<b>\$ 40,028</b>	<b>\$ 493,319</b>	<b>\$ 1,508,302</b>	<b>\$ —</b>

**Table 6. Transportation Planning Agencies Annual Report — Fiscal Year 2006-07 — (continued)**  
**Schedule of Expenditures by Purpose Regarding the**  
**Local Transportation Funds and State Transit Assistance Funds**

Ventura County  
Transportation  
Commission —  
(continued)

**Ventura — (continued)**

	City of Camarillo	City of Fillmore	City of Moorpark	City of Ojai	City of Oxnard
<b>Local Transportation Fund Expenditures</b>					
<b>Administration</b>					
County Auditor PUC 99233.1	\$ —	\$ —	\$ —	\$ —	\$ —
TPA PUC 99233.1	—	—	—	—	—
<b>Planning</b>					
PUC 99233.2	—	—	—	—	—
PUC 99233.5(a)	—	—	—	—	—
PUC 99233.5(b)	—	—	—	—	—
<b>Pedestrian and Bicycle Facilities</b>					
PUC 99233.3, 99234	56,200	78,473	25,953	24,515	71,673
<b>Rail Service</b>					
PUC 99233.4, 99234.9	—	—	—	—	—
<b>Article 4.5</b>					
<b>Community Transit Services</b>					
PUC 99233.7, 99275	—	—	—	—	—
<b>Article 4</b>					
Planning PUC 99262	—	—	—	—	—
Transit PUC 99260(a)	—	—	—	126,632	3,887,785
Joint Powers Agencies PUC 99260.7	—	—	—	—	—
Railroad Corporations PUC 99260.5(a)	—	—	—	—	—
Other	—	—	—	—	—
<b>Article 8</b>					
Streets and Roads PUC 99400(a)	2,523,023	236,213	882,130	69,674	3,007,263
Pedestrians and Bicycles PUC 99400(a)	—	—	—	—	—
General Public PUC 99400(c)	—	361,899	528,476	125,052	590,807
Elderly and Handicapped PUC 99400(c)	—	—	—	—	—
Planning Contributions PUC 99402	—	—	—	—	—
Multimodal Terminal PUC 99400.5	—	—	—	—	—
Other	—	—	—	—	—
<b>Total LTF Expenditures</b>	<b>\$ 2,579,223</b>	<b>\$ 676,585</b>	<b>\$ 1,436,559</b>	<b>\$ 345,873</b>	<b>\$ 7,557,528</b>
<b>State Transit Assistance Fund Expenditures</b>					
<b>Article 4</b>					
Operating Costs CCR 6730(a)	\$ —	\$ —	\$ —	\$ —	\$ —
Capital Costs CCR 6730(b)	—	—	—	—	—
Rail Services Subsidy CCR 6730(c)	—	—	—	—	—
Specialized Services CCR 6731(c)	—	—	—	—	—
Other	—	—	—	—	—
<b>Article 8</b>					
AMTRAK CCR 6731(a)	—	—	—	—	—
General Public CCR 6731(b)	—	—	—	—	—
Elderly and Handicapped CCR 6731(b)	—	—	—	—	—
Other	—	—	—	—	—
<b>Other Expenditures</b>					
Other Expenditures	—	—	—	—	—
<b>Community Transit Services</b>					
CCR 6730(d), 6731(d), and 6731.1	—	—	—	—	—
<b>Total STAF Expenditures</b>	<b>\$ —</b>	<b>\$ —</b>	<b>\$ —</b>	<b>\$ —</b>	<b>\$ —</b>



**Table 6. Transportation Planning Agencies Annual Report — Fiscal Year 2006-07 — (continued)**  
**Schedule of Expenditures by Purpose Regarding the**  
**Local Transportation Funds and State Transit Assistance Funds**

Ventura County  
Transportation  
Commission —  
(continued)

**Ventura — (continued)**

	City of Port Hueneme	City of San Buenaventura	City of Santa Paula	City of Simi Valley	City of Thousand Oaks
<b>Local Transportation Fund Expenditures</b>					
<b>Administration</b>					
County Auditor PUC 99233.1	\$ —	\$ —	\$ —	\$ —	\$ —
TPA PUC 99233.1	—	—	—	—	—
<b>Planning</b>					
PUC 99233.2	—	—	—	—	—
PUC 99233.5(a)	—	—	—	—	—
PUC 99233.5(b)	—	—	—	—	—
<b>Pedestrian and Bicycle Facilities</b>					
PUC 99233.3, 99234	98,614	69,373	55,935	35,335	82,943
<b>Rail Service</b>					
PUC 99233.4, 99234.9	—	—	—	—	—
<b>Article 4.5</b>					
<b>Community Transit Services</b>					
PUC 99233.7, 99275	—	—	—	—	—
<b>Article 4</b>					
Planning PUC 99262	—	—	—	—	—
Transit PUC 99260(a)	270,692	2,940,307	—	—	—
Joint Powers Agencies PUC 99260.7	—	—	—	—	—
Railroad Corporations PUC 99260.5(a)	—	—	—	—	—
Other	—	—	—	—	—
<b>Article 8</b>					
Streets and Roads PUC 99400(a)	611,424	1,026,140	765,422	4,834,856	3,721,522
Pedestrians and Bicycles PUC 99400(a)	—	—	—	—	—
General Public PUC 99400(c)	—	238,067	382,456	—	1,307,819
Elderly and Handicapped PUC 99400(c)	—	—	—	—	—
Planning Contributions PUC 99402	—	—	—	—	—
Multimodal Terminal PUC 99400.5	—	—	—	—	—
Other	—	—	—	—	—
<b>Total LTF Expenditures</b>	<b>\$ 980,730</b>	<b>\$ 4,273,887</b>	<b>\$ 1,203,813</b>	<b>\$ 4,870,191</b>	<b>\$ 5,112,284</b>
<b>State Transit Assistance Fund Expenditures</b>					
<b>Article 4</b>					
Operating Costs CCR 6730(a)	\$ —	\$ —	\$ —	\$ —	\$ —
Capital Costs CCR 6730(b)	—	—	—	—	—
Rail Services Subsidy CCR 6730(c)	—	—	—	—	—
Specialized Services CCR 6731(c)	—	—	—	—	—
Other	—	—	—	—	—
<b>Article 8</b>					
AMTRAK CCR 6731(a)	—	—	—	—	—
General Public CCR 6731(b)	—	—	—	—	—
Elderly and Handicapped CCR 6731(b)	—	—	—	—	—
Other	—	—	—	—	—
<b>Other Expenditures</b>					
Other Expenditures	—	—	—	—	—
<b>Community Transit Services</b>					
CCR 6730(d), 6731(d), and 6731.1	—	—	—	—	—
<b>Total STAF Expenditures</b>	<b>\$ —</b>	<b>\$ —</b>	<b>\$ —</b>	<b>\$ —</b>	<b>\$ —</b>

**Table 6. Transportation Planning Agencies Annual Report — Fiscal Year 2006-07 — (continued)**  
**Schedule of Expenditures by Purpose Regarding the**  
**Local Transportation Funds and State Transit Assistance Funds**

Ventura County  
Transportation  
Commission —  
(continued)

**Ventura — (continued)**

	South Coast Area Transit	Southern California Regional Rail Authority	Total	State Total
<b>Local Transportation Fund Expenditures</b>				
<b>Administration</b>				
County Auditor PUC 99233.1	\$ —	\$ —	\$ 15,100	\$ 809,244
TPA PUC 99233.1	—	—	525,000	12,188,887
<b>Planning</b>				
PUC 99233.2	—	—	690,000	24,957,946
PUC 99233.5(a)	—	—	—	812,110
PUC 99233.5(b)	—	—	—	8,454,430
<b>Pedestrian and Bicycle Facilities</b>				
PUC 99233.3, 99234	—	—	665,398	27,140,215
<b>Rail Service</b>				
PUC 99233.4, 99234.9	—	—	400,000	18,027,377
<b>Article 4.5</b>				
<b>Community Transit Services</b>				
PUC 99233.7, 99275	—	—	—	26,126,283
<b>Article 4</b>				
Planning PUC 99262	—	—	—	3,555,636
Transit PUC 99260(a)	—	—	8,128,015	1,090,751,035
Joint Powers Agencies PUC 99260.7	—	—	—	554,029
Railroad Corporations PUC 99260.5(a)	—	—	—	—
Other	—	—	—	2,999,387
<b>Article 8</b>				
Streets and Roads PUC 99400(a)	—	—	18,536,265	126,890,028
Pedestrians and Bicycles PUC 99400(a)	—	—	—	709,371
General Public PUC 99400(c)	—	—	5,604,152	49,714,038
Elderly and Handicapped PUC 99400(c)	—	—	—	3,226,876
Planning Contributions PUC 99402	—	—	—	4,679,315
Multimodal Terminal PUC 99400.5	—	—	—	—
Other	—	—	—	7,024,762
<b>Total LTF Expenditures</b>	<b>\$ —</b>	<b>\$ —</b>	<b>\$ 34,563,930</b>	<b>\$ 1,408,620,969</b>
<b>State Transit Assistance Fund Expenditures</b>				
<b>Article 4</b>				
Operating Costs CCR 6730(a)	\$ —	\$ —	\$ —	\$ 292,730,206
Capital Costs CCR 6730(b)	—	—	—	86,061,231
Rail Services Subsidy CCR 6730(c)	—	—	—	85,074,464
Specialized Services CCR 6731(c)	—	—	—	4,470,247
Other	—	—	—	—
<b>Article 8</b>				
AMTRAK CCR 6731(a)	—	—	—	—
General Public CCR 6731(b)	—	—	—	20,607,130
Elderly and Handicapped CCR 6731(b)	—	—	—	1,310,606
Other	—	—	—	133,382
<b>Other Expenditures</b>				
Other Expenditures	139,191	735,937	2,383,430	2,815,992
<b>Community Transit Services</b>				
CCR 6730(d), 6731(d), and 6731.1	—	—	—	273,390
<b>Total STAF Expenditures</b>	<b>\$ 139,191</b>	<b>\$ 735,937</b>	<b>\$ 2,383,430</b>	<b>\$ 493,476,648</b>

**Table 7. Transportation Planning Agencies Annual Report — Fiscal Year 2006-07  
Special Taxing Authorities Local Sales Tax and Revenue Bond Expenditures by Purpose**

	Alameda County Transportation Authority	Alameda County Transportation Improvement Authority	Contra Costa Transportation Authority	Fresno County Transportation Authority
<b>Expenditures</b>				
Administration	\$ —	\$ 5,437,564	\$ 3,687,000	\$ 1,589,009
Streets and Roads	12,121,891	24,623,449	14,316,000	—
Pedestrians and Bicycles	—	—	1,000	—
Rail Projects	—	—	—	—
Public Transit	16,212	57,407,703	4,063,000	—
Paratransit	2,114	31,174,209	2,575,000	—
Capital Projects	—	—	42,155,000	17,602,505
Debt Service	—	—	34,196,000	12,836,978
Air Pollution	—	—	—	—
Contributions to Other Agencies	—	—	2,384,000	15,437,395
All Other	—	—	—	—
<b>Total Expenditures</b>	<b>\$ 12,140,217</b>	<b>\$ 118,642,925</b>	<b>\$ 103,377,000</b>	<b>\$ 47,465,887</b>

	Imperial County Local Transportation Authority	Los Angeles County Metropolitan Transportation Authority	Madera County Transportation Authority	Orange County Transportation Authority
<b>Expenditures</b>				
Administration	\$ 71,786	\$ 43,473,169	\$ 14,800	\$ 14,250,151
Streets and Roads	12,011,310	32,041,162	8,153,870	98,245,481
Pedestrians and Bicycles	—	—	—	—
Rail Projects	—	238,587,591	—	53,861,534
Public Transit	—	862,017,716	—	814,815
Paratransit	—	37,498,420	—	185,185
Capital Projects	—	—	—	115,500,128
Debt Service	—	3,707,134	—	88,334,595
Air Pollution	—	—	—	—
Contributions to Other Agencies	—	—	—	—
All Other	—	32,545,983	—	—
<b>Total Expenditures</b>	<b>\$ 12,083,096</b>	<b>\$ 1,249,871,175</b>	<b>\$ 8,168,670</b>	<b>\$ 371,191,889</b>

	Riverside County Transportation Commission	Sacramento County Transportation Authority	San Bernardino Associated Governments	San Diego Association of Governments
<b>Expenditures</b>				
Administration	\$ 3,908,413	\$ 493,837	\$ 1,220,005	\$ 2,500,000
Streets and Roads	59,202,631	30,436,580	48,741,548	79,050,657
Pedestrians and Bicycles	—	9,935,600	—	1,233,516
Rail Projects	6,168,082	—	—	—
Public Transit	—	43,287,142	—	52,644,783
Paratransit	6,358,224	2,169,072	—	—
Capital Projects	57,497,951	67,505,664	22,406,911	—
Debt Service	36,764,420	—	39,097,733	—
Air Pollution	—	1,786,043	—	—
Contributions to Other Agencies	28,158,389	—	5,074,234	—
All Other	4,343,633	1,121,459	—	93,289,739
<b>Total Expenditures</b>	<b>\$ 202,401,743</b>	<b>\$ 156,735,397</b>	<b>\$ 116,540,431</b>	<b>\$ 228,718,695</b>

**Table 7. Transportation Planning Agencies Annual Report — Fiscal Year 2006-07 — (continued)**  
**Special Taxing Authorities Local Sales Tax and Revenue Bond Expenditures by Purpose**

	San Francisco County Transportation Authority	San Joaquin County Council of Governments	San Mateo County Transportation Authority	Santa Barbara County Association of Governments
<b>Expenditures</b>				
Administration	\$ 3,185,195	\$ 259,198	\$ 673,961	\$ 673,110
Streets and Roads	18,220,673	16,003,518	32,700,327	30,898,871
Pedestrians and Bicycles	3,942,245	—	—	—
Rail Projects	—	415,218	10,855,408	—
Public Transit	24,694,845	29,894,111	1,539,193	—
Paratransit	9,670,000	—	2,541,560	152,062
Capital Projects	46,360,475	—	—	—
Debt Service	5,513,740	6,206,184	9,263,705	4,522,982
Air Pollution	142,802	—	—	—
Contributions to Other Agencies	—	—	—	—
All Other	75,392	31,940,091	471,249	—
<b>Total Expenditures</b>	<b>\$ 111,805,367</b>	<b>\$ 84,718,320</b>	<b>\$ 58,045,403</b>	<b>\$ 36,247,025</b>
	Sonoma County Transportation Authority	Transportation Authority of Marin	State Total	
<b>Expenditures</b>				
Administration	160,422	655,513	82,253,133	
Streets and Roads	10,870,830	2,339,582	529,978,380	
Pedestrians and Bicycles	798,539	885,471	16,796,371	
Rail Projects	91,636	—	309,979,469	
Public Transit	2,060,449	8,670,458	1,087,110,427	
Paratransit	—	—	92,325,846	
Capital Projects	—	1,247,117	370,275,751	
Debt Service	—	—	240,443,471	
Air Pollution	—	—	1,928,845	
Contributions to Other Agencies	—	—	51,054,018	
All Other	—	—	163,787,546	
<b>Total Expenditures</b>	<b>13,981,876</b>	<b>13,798,141</b>	<b>2,945,933,257</b>	

**Table 8. Transportation Planning Agencies Annual Report — Fiscal Year 2006-07**  
**Service Authorities for Freeway Emergencies Balance Sheets**  
**and Statements of Revenues, Expenditures, and Changes in Fund Balance**

	Metropolitan Transportation Commission	Del Norte County Local Transportation Commission	Humboldt County Association of Governments	Imperial Valley Association of Governments
<b>Balance Sheets</b>				
<b>Assets</b>				
Cash and Investments	\$ 17,233,149	\$ 21,837	\$ 1,043,663	\$ 759,774
Accounts Receivable	—	2,101	—	12,508
Interest Receivable	197,043	—	—	5,981
Due From Other Funds	2,798,571	—	—	—
Due From Other Agencies	2,054,680	—	—	—
Other Assets	3,722,926	—	—	—
<b>Total Assets</b>	<b>\$ 26,006,369</b>	<b>\$ 23,938</b>	<b>\$ 1,043,663</b>	<b>\$ 778,263</b>
<b>Liabilities</b>				
Accounts Payable	\$ 1,430,030	\$ 654	\$ —	\$ 9,232
Due to Other Funds	—	—	—	—
Due to Other Agencies	—	—	3,351	—
Other Liabilities	331,326	—	—	—
<b>Total Liabilities</b>	<b>\$ 1,761,356</b>	<b>\$ 654</b>	<b>\$ 3,351</b>	<b>\$ 9,232</b>
<b>Fund Equity</b>				
Retained Earnings	\$ —	\$ —	\$ —	\$ —
<b>Fund Balance</b>				
Reserved	2,921,416	—	—	—
Unreserved Designated	—	—	—	—
Unreserved Undesignated	21,323,597	23,284	1,040,312	769,031
<b>Total Fund Equity</b>	<b>\$ 24,245,013</b>	<b>\$ 23,284</b>	<b>\$ 1,040,312</b>	<b>\$ 769,031</b>
<b>Total Liabilities and Equity</b>	<b>\$ 26,006,369</b>	<b>\$ 23,938</b>	<b>\$ 1,043,663</b>	<b>\$ 778,263</b>
<b>Statements of Revenues, Expenditures and Changes in Fund Balance</b>				
<b>Revenues</b>				
Vehicle Registration Fees	\$ 5,997,646	\$ 21,686	\$ 132,242	\$ 144,954
Interest	864,946	1,973	39,703	26,855
Other/Miscellaneous	7,491,482	—	—	—
<b>Total Revenues</b>	<b>\$ 14,354,074</b>	<b>\$ 23,659</b>	<b>\$ 171,945</b>	<b>\$ 171,809</b>
<b>Expenditures</b>				
Salaries, Wages and Benefits	\$ —	\$ 51,318	\$ 919	\$ —
Services and Supplies	12,505,667	3,311	71,331	415,043
Interest	—	—	—	—
Debt Service Principal Payments	—	—	—	—
Capital Outlay	—	—	—	—
All Other	4,386,309	—	—	—
<b>Total Expenditures</b>	<b>\$ 16,891,976</b>	<b>\$ 54,629</b>	<b>\$ 72,250</b>	<b>\$ 415,043</b>
<b>Excess (Deficiency) of Revenues Over (Under) Expenditures</b>	<b>\$ (2,537,902)</b>	<b>\$ (30,970)</b>	<b>\$ 99,695</b>	<b>\$ (243,234)</b>
<b>Other Sources and (Uses)</b>	<b>\$ 664,566</b>	<b>\$ —</b>	<b>\$ —</b>	<b>\$ —</b>
<b>Excess (Deficiency) of Revenues and Other Sources Over (Under) Expenditures and Other (Uses)</b>	<b>\$ (1,873,336)</b>	<b>\$ (30,970)</b>	<b>\$ 99,695</b>	<b>\$ (243,234)</b>
<b>Equity, Beginning of Year</b>	<b>\$ 26,118,349</b>	<b>\$ 54,254</b>	<b>\$ 940,617</b>	<b>\$ 1,012,265</b>
Prior Year Adjustments	—	—	—	—
<b>Equity, End of Year</b>	<b>\$ 24,245,013</b>	<b>\$ 23,284</b>	<b>\$ 1,040,312</b>	<b>\$ 769,031</b>

**Table 8. Transportation Planning Agencies Annual Report — Fiscal Year 2006-07 — (continued)**  
**Service Authorities for Freeway Emergencies Balance Sheets**  
**and Statements of Revenues, Expenditures, and Changes in Fund Balance**

	Kern Council of Governments	Lake County/City Council of Governments	Los Angeles County Metropolitan Transportation Authority	Mendocino Council of Governments
<b>Balance Sheets</b>				
<b>Assets</b>				
Cash and Investments	\$ 2,649,097	\$ 341,775	\$ 36,443,707	\$ 721,139
Accounts Receivable	—	—	—	—
Interest Receivable	—	—	212,839	—
Due From Other Funds	—	—	—	—
Due From Other Agencies	33,567	—	—	—
Other Assets	13,592	—	—	1,500
<b>Total Assets</b>	<b>\$ 2,696,256</b>	<b>\$ 341,775</b>	<b>\$ 36,656,546</b>	<b>\$ 722,639</b>
<b>Liabilities</b>				
Accounts Payable	\$ 27,406	\$ 339	\$ 927,732	\$ 341
Due to Other Funds	22,841	—	—	—
Due to Other Agencies	—	—	—	—
Other Liabilities	—	—	—	—
<b>Total Liabilities</b>	<b>\$ 50,247</b>	<b>\$ 339</b>	<b>\$ 927,732</b>	<b>\$ 341</b>
<b>Fund Equity</b>				
Retained Earnings	\$ 2,646,009	\$ —	\$ —	\$ —
<b>Fund Balance</b>				
Reserved	—	—	2,921,682	—
Unreserved Designated	—	—	32,807,132	—
Unreserved Undesignated	—	341,436	—	722,298
<b>Total Fund Equity</b>	<b>\$ 2,646,009</b>	<b>\$ 341,436</b>	<b>\$ 35,728,814</b>	<b>\$ 722,298</b>
<b>Total Liabilities and Equity</b>	<b>\$ 2,696,256</b>	<b>\$ 341,775</b>	<b>\$ 36,656,546</b>	<b>\$ 722,639</b>
<b>Statements of Revenues, Expenditures and Changes in Fund Balance</b>				
<b>Revenues</b>				
Vehicle Registration Fees	\$ 530,572	\$ 62,226	\$ 7,782,689	\$ 101,743
Interest	122,145	22,688	1,752,176	40,110
Other/Miscellaneous	—	—	4,761	—
<b>Total Revenues</b>	<b>\$ 652,717</b>	<b>\$ 84,914</b>	<b>\$ 9,539,626</b>	<b>\$ 141,853</b>
<b>Expenditures</b>				
Salaries, Wages and Benefits	\$ —	\$ —	\$ 970,760	\$ —
Services and Supplies	378,653	—	2,449,034	219,103
Interest	—	—	—	—
Debt Service Principal Payments	—	—	—	—
Capital Outlay	—	—	—	—
All Other	41,571	307,799	465,221	—
<b>Total Expenditures</b>	<b>\$ 420,224</b>	<b>\$ 307,799</b>	<b>\$ 3,885,015</b>	<b>\$ 219,103</b>
<b>Excess (Deficiency) of Revenues Over (Under) Expenditures</b>	<b>\$ 232,493</b>	<b>\$ (222,885)</b>	<b>\$ 5,654,611</b>	<b>\$ (77,250)</b>
<b>Other Sources and (Uses)</b>	<b>\$ —</b>	<b>\$ —</b>	<b>\$ (2,436,299)</b>	<b>\$ —</b>
<b>Excess (Deficiency) of Revenues and Other Sources Over (Under) Expenditures and Other (Uses)</b>	<b>\$ 232,493</b>	<b>\$ (222,885)</b>	<b>\$ 3,218,312</b>	<b>\$ (77,250)</b>
<b>Equity, Beginning of Year</b>	<b>\$ 2,413,516</b>	<b>\$ 564,321</b>	<b>\$ 32,318,992</b>	<b>\$ 798,048</b>
Prior Year Adjustments	—	—	191,510	1,500
<b>Equity, End of Year</b>	<b>\$ 2,646,009</b>	<b>\$ 341,436</b>	<b>\$ 35,728,814</b>	<b>\$ 722,298</b>

**Table 8. Transportation Planning Agencies Annual Report — Fiscal Year 2006-07 — (continued)**  
**Service Authorities for Freeway Emergencies Balance Sheets**  
**and Statements of Revenues, Expenditures, and Changes in Fund Balance**

	Merced County Association of Governments	Transportation Agency for Monterey County	Orange County Transportation Authority	Riverside County Transportation Commission
<b>Balance Sheets</b>				
<b>Assets</b>				
Cash and Investments	\$ 640,207	\$ 710,948	\$ 2,811,827	\$ 4,829,259
Accounts Receivable	—	—	49,584	329,224
Interest Receivable	—	—	43,969	66,990
Due From Other Funds	—	—	—	—
Due From Other Agencies	—	—	3,292,263	—
Other Assets	—	—	—	9,583
<b>Total Assets</b>	<b>\$ 640,207</b>	<b>\$ 710,948</b>	<b>\$ 6,197,643</b>	<b>\$ 5,235,056</b>
<b>Liabilities</b>				
Accounts Payable	\$ —	\$ —	\$ 428,176	\$ 101,297
Due to Other Funds	—	—	—	24,261
Due to Other Agencies	—	—	6,605	—
Other Liabilities	—	—	—	1,041
<b>Total Liabilities</b>	<b>\$ —</b>	<b>\$ —</b>	<b>\$ 434,781</b>	<b>\$ 126,599</b>
<b>Fund Equity</b>				
Retained Earnings	\$ —	\$ —	\$ —	\$ —
<b>Fund Balance</b>				
Reserved	—	710,948	5,762,862	9,583
Unreserved Designated	640,207	—	—	5,098,874
Unreserved Undesignated	—	—	—	—
<b>Total Fund Equity</b>	<b>\$ 640,207</b>	<b>\$ 710,948</b>	<b>\$ 5,762,862</b>	<b>\$ 5,108,457</b>
<b>Total Liabilities and Equity</b>	<b>\$ 640,207</b>	<b>\$ 710,948</b>	<b>\$ 6,197,643</b>	<b>\$ 5,235,056</b>
<b>Statements of Revenues, Expenditures and Changes in Fund Balance</b>				
<b>Revenues</b>				
Vehicle Registration Fees	\$ 193,902	\$ 337,791	\$ 2,556,279	\$ 1,681,130
Interest	24,482	—	194,582	251,736
Other/Miscellaneous	—	—	3,139,407	26,770
<b>Total Revenues</b>	<b>\$ 218,384</b>	<b>\$ 337,791</b>	<b>\$ 5,890,268</b>	<b>\$ 1,959,636</b>
<b>Expenditures</b>				
Salaries, Wages and Benefits	\$ —	\$ 18,904	\$ —	\$ 86,961
Services and Supplies	—	15,782	5,252,485	641,283
Interest	—	—	—	12
Debt Service Principal Payments	—	—	—	571
Capital Outlay	—	454,629	—	—
All Other	—	—	—	—
<b>Total Expenditures</b>	<b>\$ —</b>	<b>\$ 489,315</b>	<b>\$ 5,252,485</b>	<b>\$ 728,827</b>
<b>Excess (Deficiency) of Revenues Over (Under) Expenditures</b>	<b>\$ 218,384</b>	<b>\$ (151,524)</b>	<b>\$ 637,783</b>	<b>\$ 1,230,809</b>
<b>Other Sources and (Uses)</b>	<b>\$ (190,000)</b>	<b>\$ —</b>	<b>\$ —</b>	<b>\$ (388,216)</b>
<b>Excess (Deficiency) of Revenues and Other Sources Over (Under) Expenditures and Other (Uses)</b>	<b>\$ 28,384</b>	<b>\$ (151,524)</b>	<b>\$ 637,783</b>	<b>\$ 842,593</b>
<b>Equity, Beginning of Year</b>	<b>\$ 611,823</b>	<b>\$ 862,472</b>	<b>\$ 5,125,079</b>	<b>\$ 4,265,864</b>
Prior Year Adjustments	—	—	—	—
<b>Equity, End of Year</b>	<b>\$ 640,207</b>	<b>\$ 710,948</b>	<b>\$ 5,762,862</b>	<b>\$ 5,108,457</b>

**Table 8. Transportation Planning Agencies Annual Report — Fiscal Year 2006-07 — (continued)**  
**Service Authorities for Freeway Emergencies Balance Sheets**  
**and Statements of Revenues, Expenditures, and Changes in Fund Balance**

	Sacramento Area Council of Governments	Council of San Benito County Governments	San Bernardino Associated Governments	San Luis Obispo Area Council of Governments
<b>Balance Sheets</b>				
<b>Assets</b>				
Cash and Investments	\$ 4,376,215	\$ 16,017	\$ 2,258,082	\$ 334,752
Accounts Receivable	409,167	4,677	—	—
Interest Receivable	105,099	—	10,904	—
Due From Other Funds	—	—	—	—
Due From Other Agencies	—	—	294,928	—
Other Assets	2,146	—	—	—
<b>Total Assets</b>	<b>\$ 4,892,627</b>	<b>\$ 20,694</b>	<b>\$ 2,563,914</b>	<b>\$ 334,752</b>
<b>Liabilities</b>				
Accounts Payable	\$ 651,959	\$ 1,659	\$ 6,410	\$ —
Due to Other Funds	—	—	296,028	—
Due to Other Agencies	—	—	—	—
Other Liabilities	—	—	10,481	—
<b>Total Liabilities</b>	<b>\$ 651,959</b>	<b>\$ 1,659</b>	<b>\$ 312,919</b>	<b>\$ —</b>
<b>Fund Equity</b>				
Retained Earnings	\$ —	\$ —	\$ —	\$ —
<b>Fund Balance</b>				
Reserved	2,146	—	—	—
Unreserved Designated	60,000	—	—	—
Unreserved Undesignated	4,178,522	19,035	2,250,995	334,752
<b>Total Fund Equity</b>	<b>\$ 4,240,668</b>	<b>\$ 19,035</b>	<b>\$ 2,250,995</b>	<b>\$ 334,752</b>
<b>Total Liabilities and Equity</b>	<b>\$ 4,892,627</b>	<b>\$ 20,694</b>	<b>\$ 2,563,914</b>	<b>\$ 334,752</b>
<b>Statements of Revenues, Expenditures and Changes in Fund Balance</b>				
<b>Revenues</b>				
Vehicle Registration Fees	\$ 2,245,630	\$ 47,734	\$ 1,659,519	\$ 286,801
Interest	207,342	335	100,080	25,855
Other/Miscellaneous	40,383	454	90,648	—
<b>Total Revenues</b>	<b>\$ 2,493,355</b>	<b>\$ 48,523</b>	<b>\$ 1,850,247</b>	<b>\$ 312,656</b>
<b>Expenditures</b>				
Salaries, Wages and Benefits	\$ 2,007,287	\$ 11,015	\$ 66,703	\$ —
Services and Supplies	—	25,581	171,520	600,546
Interest	—	—	—	—
Debt Service Principal Payments	—	—	—	—
Capital Outlay	—	—	—	—
All Other	—	—	—	—
<b>Total Expenditures</b>	<b>\$ 2,007,287</b>	<b>\$ 36,596</b>	<b>\$ 238,223</b>	<b>\$ 600,546</b>
<b>Excess (Deficiency) of Revenues Over (Under) Expenditures</b>	<b>\$ 486,068</b>	<b>\$ 11,927</b>	<b>\$ 1,612,024</b>	<b>\$ (287,890)</b>
<b>Other Sources and (Uses)</b>	<b>\$ —</b>	<b>\$ —</b>	<b>\$ —</b>	<b>\$ —</b>
<b>Excess (Deficiency) of Revenues and Other Sources Over (Under) Expenditures and Other (Uses)</b>	<b>\$ 486,068</b>	<b>\$ 11,927</b>	<b>\$ 1,612,024</b>	<b>\$ (287,890)</b>
<b>Equity, Beginning of Year</b>	<b>\$ 3,754,600</b>	<b>\$ 2,353</b>	<b>\$ 638,970</b>	<b>\$ 622,642</b>
Prior Year Adjustments	—	4,755	1	—
<b>Equity, End of Year</b>	<b>\$ 4,240,668</b>	<b>\$ 19,035</b>	<b>\$ 2,250,995</b>	<b>\$ 334,752</b>



**Table 8. Transportation Planning Agencies Annual Report — Fiscal Year 2006-07 — (continued)**  
**Service Authorities for Freeway Emergencies Balance Sheets**  
**and Statements of Revenues, Expenditures, and Changes in Fund Balance**

	Santa Barbara County Association of Governments	Santa Cruz County Transportation Commission	Ventura County Transportation Commission	State Total
<b>Balance Sheets</b>				
<b>Assets</b>				
Cash and Investments	\$ 775,088	\$ 501,807	\$ 2,267,676	\$ 78,736,019
Accounts Receivable	2,085	—	—	809,346
Interest Receivable	7,342	—	27,084	677,251
Due From Other Funds	—	—	450,000	3,248,571
Due From Other Agencies	71,399	95,180	130,026	5,972,043
Other Assets	—	—	—	3,749,747
<b>Total Assets</b>	<b>\$ 855,914</b>	<b>\$ 596,987</b>	<b>\$ 2,874,786</b>	<b>\$ 93,192,977</b>
<b>Liabilities</b>				
Accounts Payable	\$ 25,659	\$ 25,419	\$ 127,343	\$ 3,763,656
Due to Other Funds	12,485	—	—	355,615
Due to Other Agencies	10,028	28,747	39,215	87,946
Other Liabilities	—	21,046	—	363,894
<b>Total Liabilities</b>	<b>\$ 48,172</b>	<b>\$ 75,212</b>	<b>\$ 166,558</b>	<b>\$ 4,571,111</b>
<b>Fund Equity</b>				
Retained Earnings	\$ —	\$ —	\$ —	\$ 2,646,009
<b>Fund Balance</b>				
Reserved	—	—	2,708,228	15,036,865
Unreserved Designated	—	521,775	—	39,127,988
Unreserved Undesignated	807,742	—	—	31,811,004
<b>Total Fund Equity</b>	<b>\$ 807,742</b>	<b>\$ 521,775</b>	<b>\$ 2,708,228</b>	<b>\$ 88,621,866</b>
<b>Total Liabilities and Equity</b>	<b>\$ 855,914</b>	<b>\$ 596,987</b>	<b>\$ 2,874,786</b>	<b>\$ 93,192,977</b>
<b>Statements of Revenues, Expenditures and Changes in Fund Balance</b>				
<b>Revenues</b>				
Vehicle Registration Fees	\$ 357,921	\$ 235,058	\$ 737,885	\$ 25,113,408
Interest	29,850	34,586	138,041	3,877,485
Other/Miscellaneous	490,746	53,094	7,738	11,345,483
<b>Total Revenues</b>	<b>\$ 878,517</b>	<b>\$ 322,738</b>	<b>\$ 883,664</b>	<b>\$ 40,336,376</b>
<b>Expenditures</b>				
Salaries, Wages and Benefits	\$ 77,842	\$ 65,000	\$ —	\$ 3,356,709
Services and Supplies	420,540	407,804	1,702,805	25,280,488
Interest	—	—	—	12
Debt Service Principal Payments	—	—	—	571
Capital Outlay	98,064	—	—	552,693
All Other	—	—	—	5,200,900
<b>Total Expenditures</b>	<b>\$ 596,446</b>	<b>\$ 472,804</b>	<b>\$ 1,702,805</b>	<b>\$ 34,391,373</b>
<b>Excess (Deficiency) of Revenues Over (Under) Expenditures</b>	<b>\$ 282,071</b>	<b>\$ (150,066)</b>	<b>\$ (819,141)</b>	<b>\$ 5,945,003</b>
<b>Other Sources and (Uses)</b>	<b>\$ —</b>	<b>\$ —</b>	<b>\$ —</b>	<b>\$ (2,349,949)</b>
<b>Excess (Deficiency) of Revenues and Other Sources Over (Under) Expenditures and Other (Uses)</b>	<b>\$ 282,071</b>	<b>\$ (150,066)</b>	<b>\$ (819,141)</b>	<b>\$ 3,595,054</b>
<b>Equity, Beginning of Year</b>	<b>\$ 525,671</b>	<b>\$ 651,685</b>	<b>\$ 3,527,369</b>	<b>\$ 84,808,890</b>
Prior Year Adjustments	—	20,156	—	217,922
<b>Equity, End of Year</b>	<b>\$ 807,742</b>	<b>\$ 521,775</b>	<b>\$ 2,708,228</b>	<b>\$ 88,621,866</b>

**Table 9. Transportation Planning Agencies Annual Report — Fiscal Year 2006-07**  
**Summary of Changes in Agency Bonds and Other Long-Term Debt**

Type of Indebtedness by Agency and Year Authorized	Principal Amount Unmatured Beginning of the Fiscal Year	Adjustments and Amount Defeased	Principal Amount Issued During the Fiscal Year	Principal Amount Matured During the Fiscal Year	Principal Amount Unmatured End of the Fiscal Year
<b>Alameda Corridor Transportation Authority</b>					
Revenue Bond 1999	\$ 497,453,396	\$ —	\$ —	\$ —	\$ 497,453,396
Revenue Bond 1999	494,158,617	—	—	7,950,000	486,208,617
Revenue Bond 1999	113,505,000	—	—	10,360,000	103,145,000
Revenue Bond 2004	475,292,386	—	—	—	475,292,386
Revenue Bond 2004	206,277,721	—	—	4,845,840	201,431,881
<b>Total</b>	<b>\$ 1,786,687,120</b>	<b>\$ —</b>	<b>\$ —</b>	<b>\$ 23,155,840</b>	<b>\$ 1,763,531,280</b>
<b>Association of Bay Area Governments</b>					
Lease 2002	9,187	668	—	—	9,855
Revenue Bond 1984	685,000	—	—	215,000	470,000
<b>Total</b>	<b>\$ 694,187</b>	<b>\$ 668</b>	<b>\$ —</b>	<b>\$ 215,000</b>	<b>\$ 479,855</b>
<b>Coachella Valley Association of Governments</b>					
Other Loan 2003	800,000	—	—	800,000	—
Revenue Bond 1993	15,517,778	(155,178)	—	4,837,800	10,524,800
<b>Total</b>	<b>\$ 16,317,778</b>	<b>\$ (155,178)</b>	<b>\$ —</b>	<b>\$ 5,637,800</b>	<b>\$ 10,524,800</b>
<b>Contra Costa Transportation Authority</b>					
Revenue Bond 1993	55,420,000	—	—	17,405,000	38,015,000
Revenue Bond 2000	15,475,000	—	—	4,995,000	10,480,000
Revenue Bond 2002	21,985,000	—	—	7,050,000	14,935,000
<b>Total</b>	<b>\$ 92,880,000</b>	<b>\$ —</b>	<b>\$ —</b>	<b>\$ 29,450,000</b>	<b>\$ 63,430,000</b>
<b>Foothill Transportation Corridor Agency</b>					
Revenue Bond 1995	179,990,000	—	—	—	179,990,000
Revenue Bond 1999	804,155,000	—	—	19,260,000	784,895,000
Revenue Bond 1999	578,823,000	34,436,000	—	—	613,259,000
Revenue Bond 1999	553,850,000	33,760,000	—	—	587,610,000
Revenue Bond 2007	—	—	10,300,000	—	10,300,000
<b>Total</b>	<b>\$ 2,116,818,000</b>	<b>\$ 68,196,000</b>	<b>\$ 10,300,000</b>	<b>\$ 19,260,000</b>	<b>\$ 2,176,054,000</b>
<b>Fresno County Transportation Authority</b>					
Revenue Bond 1998	12,255,000	—	—	12,255,000	—
<b>Total</b>	<b>\$ 12,255,000</b>	<b>\$ —</b>	<b>\$ —</b>	<b>\$ 12,255,000</b>	<b>\$ —</b>
<b>Los Angeles County Metropolitan Transportation Authority</b>					
Revenue Bond 1993	19,242,500	—	—	581,667	18,660,833
Revenue Bond 1993	8,550,131	(8,335,053)	—	215,078	—
Revenue Bond 2007	—	—	8,615,000	—	8,615,000
<b>Total</b>	<b>\$ 27,792,631</b>	<b>\$ (8,335,053)</b>	<b>\$ 8,615,000</b>	<b>\$ 796,745</b>	<b>\$ 27,275,833</b>
<b>Merced County Association of Governments</b>					
Other Loan 1998	11,925	—	—	11,925	—
Other Loan 2000	50,233	—	10,643	—	60,876
Other Loan 2004	85,415	—	—	6,000	79,415
Other Loan 2006	—	—	102,660	—	102,660
<b>Total</b>	<b>\$ 147,573</b>	<b>\$ —</b>	<b>\$ 113,303</b>	<b>\$ 17,925</b>	<b>\$ 242,951</b>

**Table 9. Transportation Planning Agencies Annual Report — Fiscal Year 2006-07 — (continued)**  
**Summary of Changes in Agency Bonds and Other Long-Term Debt**

Type of Indebtedness by Agency and Year Authorized	Principal Amount Unmatured Beginning of the Fiscal Year	Adjustments and Amount Defeased	Principal Amount Issued During the Fiscal Year	Principal Amount Matured During the Fiscal Year	Principal Amount Unmatured End of the Fiscal Year
<b>Metropolitan Transportation Commission</b>					
Revenue Bond 2001	\$ 394,215,000	\$ —	\$ —	\$ 67,430,000	\$ 326,785,000
Revenue Bond 2003	300,000,000	—	—	—	300,000,000
Revenue Bond 2004	300,000,000	—	—	—	300,000,000
Revenue Bond 2006	2,149,205,000	—	—	23,690,000	2,125,515,000
Revenue Bond 2007	—	—	810,950,000	—	810,950,000
<b>Total</b>	<b>\$ 3,143,420,000</b>	<b>\$ —</b>	<b>\$ 810,950,000</b>	<b>\$ 91,120,000</b>	<b>\$ 3,863,250,000</b>
<b>Orange County Transportation Authority</b>					
Revenue Bond 1992	135,800,000	—	—	34,475,000	101,325,000
Revenue Bond 1994	28,490,000	—	—	13,905,000	14,585,000
Revenue Bond 1997	57,400,000	—	—	85,000	57,315,000
Revenue Bond 1998	105,050,000	—	—	18,860,000	86,190,000
Revenue Bond 2001	48,430,000	—	—	—	48,430,000
Revenue Bond 2004	87,625,000	—	—	4,115,000	83,510,000
Revenue Bond 2004	75,000,000	—	—	—	75,000,000
Revenue Bond 2004	25,000,000	—	—	—	25,000,000
<b>Total</b>	<b>\$ 562,795,000</b>	<b>\$ —</b>	<b>\$ —</b>	<b>\$ 71,440,000</b>	<b>\$ 491,355,000</b>
<b>Riverside County Transportation Commission</b>					
Other Loan 2005	30,005,000	—	50,000,000	—	80,005,000
Revenue Bond 1993	34,915,000	—	—	10,995,000	23,920,000
Revenue Bond 1996	28,425,000	—	—	8,930,000	19,495,000
Revenue Bond 1997	14,650,000	—	—	4,645,000	10,005,000
Revenue Bond 1997	4,025,000	—	—	1,280,000	2,745,000
Revenue Bond 2000	13,680,000	—	—	4,350,000	9,330,000
<b>Total</b>	<b>\$ 125,700,000</b>	<b>\$ —</b>	<b>\$ 50,000,000</b>	<b>\$ 30,200,000</b>	<b>\$ 145,500,000</b>
<b>Sacramento County Transportation Authority</b>					
Revenue Bond 2007	—	—	100,090,000	—	100,090,000
<b>Total</b>	<b>\$ —</b>	<b>\$ —</b>	<b>\$ 100,090,000</b>	<b>\$ —</b>	<b>\$ 100,090,000</b>
<b>San Bernardino Associated Governments</b>					
Revenue Bond 1996	22,630,000	—	—	5,165,000	17,465,000
Revenue Bond 1997	37,305,000	—	—	8,625,000	28,680,000
Revenue Bond 2001	37,360,000	—	—	8,690,000	28,670,000
Revenue Bond 2001	41,710,000	—	—	9,770,000	31,940,000
<b>Total</b>	<b>\$ 139,005,000</b>	<b>\$ —</b>	<b>\$ —</b>	<b>\$ 32,250,000</b>	<b>\$ 106,755,000</b>
<b>San Diego Association of Governments</b>					
Other Loan 2005	75,707,000	—	34,000,000	26,502,626	83,204,374
Revenue Bond 1992	26,290,000	—	—	12,830,000	13,460,000
Revenue Bond 1993	31,410,000	—	—	15,305,000	16,105,000
Revenue Bond 1994	55,000,000	—	—	26,800,000	28,200,000
Revenue Bond 1996	7,000,000	—	—	7,000,000	—
<b>Total</b>	<b>\$ 195,407,000</b>	<b>\$ —</b>	<b>\$ 34,000,000</b>	<b>\$ 88,437,626</b>	<b>\$ 140,969,374</b>
<b>San Diego Metropolitan Transit System</b>					
Certificates of Participation 2003	7,430,000	—	—	3,660,000	3,770,000

**Table 9. Transportation Planning Agencies Annual Report — Fiscal Year 2006-07 — (continued)**  
**Summary of Changes in Agency Bonds and Other Long-Term Debt**

Type of Indebtedness by Agency and Year Authorized	Principal Amount Unmatured Beginning of the Fiscal Year	Adjustments and Amount Defeased	Principal Amount Issued During the Fiscal Year	Principal Amount Matured During the Fiscal Year	Principal Amount Unmatured End of the Fiscal Year
<b>San Diego Metropolitan Transit System — (continued)</b>					
Certificates of Participation 2005	\$ 26,065,000	\$ —	\$ —	\$ 6,910,000	\$ 19,155,000
Lease 1989	8,516,304	—	—	440,380	8,075,924
Lease 1989	13,174,798	—	—	9,351,404	3,823,394
Lease 1995	124,775,518	—	—	1,076,086	123,699,432
Lease 2006	319,719	—	—	64,606	255,113
<b>Total</b>	<b>\$ 180,281,339</b>	<b>\$ —</b>	<b>\$ —</b>	<b>\$ 21,502,476</b>	<b>\$ 158,778,863</b>
<b>San Joaquin County Council of Governments</b>					
Other Loan 1996	167,000,000	—	—	—	167,000,000
<b>Total</b>	<b>\$ 167,000,000</b>	<b>\$ —</b>	<b>\$ —</b>	<b>\$ —</b>	<b>\$ 167,000,000</b>
<b>San Joaquin Transportation Corridor Agency</b>					
Revenue Bond 1993	220,180,000	—	—	—	220,180,000
Revenue Bond 1997	659,595,000	20,405,000	—	—	680,000,000
Revenue Bond 1997	604,885,000	—	—	—	604,885,000
Revenue Bond 1997	485,612,000	26,910,000	—	15,520,000	497,002,000
<b>Total</b>	<b>\$ 1,970,272,000</b>	<b>\$ 47,315,000</b>	<b>\$ —</b>	<b>\$ 15,520,000</b>	<b>\$ 2,002,067,000</b>
<b>San Mateo County Transportation Authority</b>					
Other Loan 1994	3,450,000	—	—	—	3,450,000
Other Loan 1997	507,421	9,600	—	—	517,021
Revenue Bond 1997	17,330,000	—	—	8,475,000	8,855,000
<b>Total</b>	<b>\$ 21,287,421</b>	<b>\$ 9,600</b>	<b>\$ —</b>	<b>\$ 8,475,000</b>	<b>\$ 12,822,021</b>
<b>Santa Barbara County Association of Governments</b>					
Other Loan 2004	47,806	(39,950)	—	7,856	—
Revenue Bond 2003	15,940,000	—	—	3,840,000	12,100,000
Revenue Bond 2006	—	—	8,200,000	—	8,200,000
<b>Total</b>	<b>\$ 15,987,806</b>	<b>\$ (39,950)</b>	<b>\$ 8,200,000</b>	<b>\$ 3,847,856</b>	<b>\$ 20,300,000</b>
<b>Solano County Transportation Authority Congestion Management</b>					
Other Loan 2000	69,857	2,679	—	—	72,536
<b>Total</b>	<b>\$ 69,857</b>	<b>\$ 2,679</b>	<b>\$ —</b>	<b>\$ —</b>	<b>\$ 72,536</b>
<b>Stanislaus Council of Governments</b>					
Other Loan 2004	—	400,000	—	—	400,000
Other Loan 2004	—	309,464	71,301	—	380,765
Other Loan 2004	—	520,000	—	—	520,000
<b>Total</b>	<b>\$ —</b>	<b>\$ 1,229,464</b>	<b>\$ 71,301</b>	<b>\$ —</b>	<b>\$ 1,300,765</b>
<b>Ventura County Transportation Commission</b>					
Revenue Bond 2005	25,475,000	—	—	—	25,475,000
<b>Total</b>	<b>\$ 25,475,000</b>	<b>\$ —</b>	<b>\$ —</b>	<b>\$ —</b>	<b>\$ 25,475,000</b>
<b>State Total</b>	<b>\$ 10,600,292,712</b>	<b>\$ 108,223,230</b>	<b>\$ 1,022,339,604</b>	<b>\$ 453,581,268</b>	<b>\$ 11,277,274,278</b>

This Page Intentionally Left Blank



# **Supplemental Information**

**Notes to Tables**

**State Controller's Office Publication List**

**Acknowledgements**

This Page Intentionally Left Blank

## Notes to Tables

**Tulare County  
Association of  
Governments**

Included with the report of the Tulare County Association of Governments is a new special district the Tulare County Transportation Authority. The agency reported revenues of \$2.1 million dollars but no expenditures. They will report separately beginning in the 2007-08 fiscal year.

**Madera County  
Transportation  
Authority**

Madera County Transportation Authority only reported Measure A funds. Madera failed to report its new Measure T sales tax revenues. However, the Board of Equalization showed the agency received \$320,609 in sales tax.



---

This Page Intentionally Left Blank

## State Controller's Office Publication List

Reports published by the California State Controller's Office on local government financial transactions are available from the offices listed below. These reports are also available at [www.sco.ca.gov](http://www.sco.ca.gov).

### **Division of Accounting and Reporting**

*Assessed Valuation Annual Report*

*Cities Annual Report*

*Community Redevelopment Agencies Annual Report*

*Counties Annual Report*

*Public Retirement Systems Annual Report*

*Special Districts Annual Report*

*Streets and Roads Annual Report*

*Transit Operators and Non-Transit Claimants Annual Report*

*Transportation Planning Agencies Annual Report*

**Mail request to: Division of Accounting and Reporting  
Local Government Reporting Section  
P.O. Box 942850  
Sacramento, CA 94250  
Phone: (916) 445-5153**

### **Division of Audits**

*Annual Financial Report of California K-12 Schools*

**Mail request to: Division of Audits  
Financial Audits Bureau  
P.O. Box 942850  
Sacramento, CA 94250  
Phone: (916) 324-8907**

**STATE OF CALIFORNIA**  
**Office of the State Controller**

**John Chiang**  
**State Controller**

**Executive Office**

Collin Wong-Martinusen  
Chief of Staff

Michael Carter  
Chief Operating Officer

**Division of Accounting and Reporting**

Michael J. Havey  
Division Chief

**Bureau of Reporting**

Nancy E. Valle, CPA  
Bureau Chief

**Local Government Reporting Section**

Betty J. Moya  
Section Manager

*Staff:*

Sam Au	Perla Nolasco
Heather Hudson	Ed Smart
Patricia Huffman	Connie Tabarez
Sashi Lal	Susan Tsushima
Greg McComb	Sharon Wurst
Tling Ngo	Joann Zhou, CPA

*Editor:*

Terrie Chrysler  
Estelle Manticas