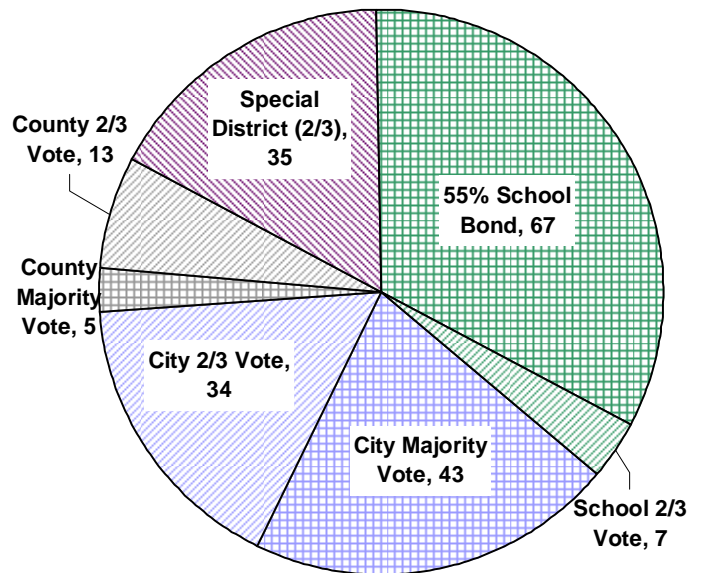


Local Revenue Measures November 2006 Final Results

On November 7, 2006, voters in California considered two hundred and four (204) local measures¹ related to local agency taxes, fees and financing. Seventy-seven (77) of these measures concerned city taxes, fees or financing, eighteen (18) concerned counties or countywide programs and thirty-five (35) concerned special districts. There were seventy-four (74) school measures including school bonds and parcel taxes. Among the 77 city measures, thirty-four (34) were special taxes requiring 2/3 voter approval and forty-three (43) concerned general taxes requiring majority voter approval. Five (5) of the eighteen (18) county measures were majority vote general tax proposals. All special district tax measures require 2/3 voter approval.

Supermajority vote requirements again proved formidable. While thirty-three out of forty-eight (33/48) city/county majority vote general tax measures passed, forty-two of eighty-two (42/82) 2/3 vote non-school measures passed. Among school measures, two of seven (2/7) measures requiring a 2/3 vote passed, but fifty-four of sixty-seven (55/67) of 55% vote school bonds passed.

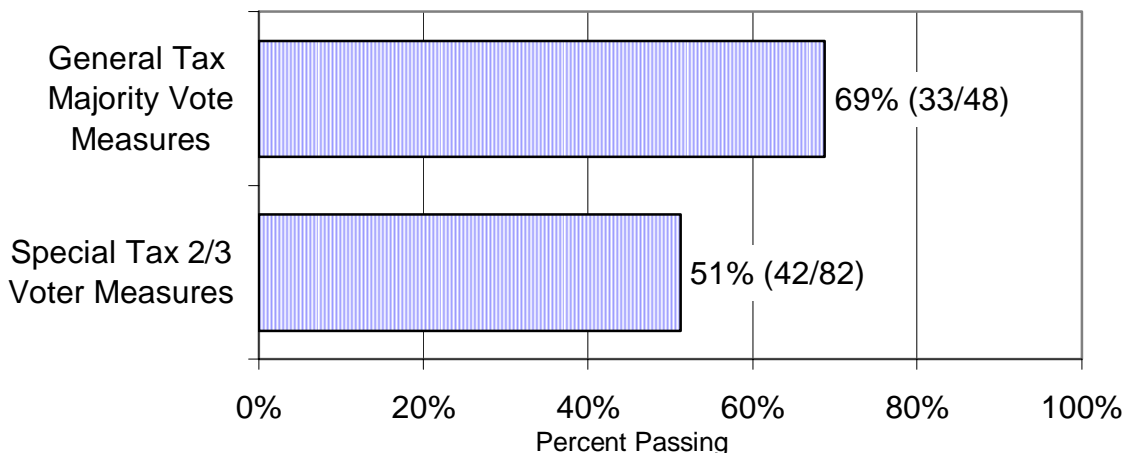
Proposed Local Revenue Measures Nov 2006



Local Revenue Measures Nov 2006

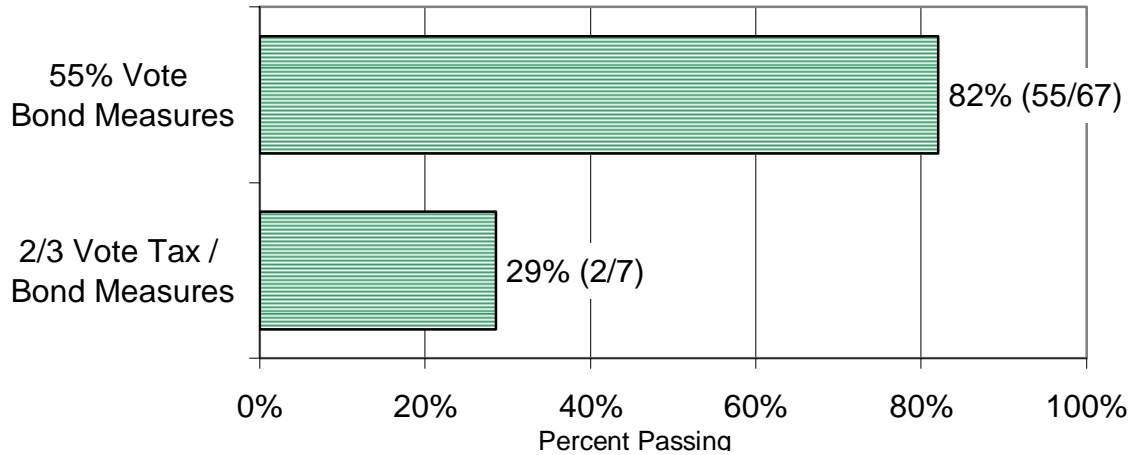
	Total	Pass	Passing%
City Majority Vote	43	31	72%
City 2/3 Vote	34	18	53%
County Majority Vote	5	2	40%
County 2/3 Vote	13	5	38%
Special District (2/3)	35	19	54%
School Bond 55%	67	55	82%
School 2/3 Vote	7	2	29%
Total	204	132	65%

City / County / Special District Tax & Bond Measures Nov 2006



¹ Includes city, county, special district and local school measures. Not including advisory measures. A measure spanning multiple counties is counted as a single measure.

School Tax & Bond Measures Nov 2006



Transaction and Use Taxes: General Tax Measures

General purpose Transactions and Use (Sales) Tax measures were considered in sixteen cities and the County of Sacramento. As general purpose taxes these require majority voter approval. The City of San Bernardino, the City of Arroyo Grande and the County of Sacramento accompanied their measures with advisory measures as to specific uses. Twelve cities succeeded including the two with advisory measures.

Transactions and Use Tax: General Tax Measures (Majority voter approval required)

<u>Agency Name</u>	<u>Measure Name</u>	<u>Rate</u>	<u>Special / General</u>	<u>YES%</u>	<u>NO%</u>	
City of San Bernardino	Measure Z	1/4 cent	General	67.1%	32.9%	PASS
City of San Bernardino	Measure YY	Advisory	law enforcement	75.2%	24.8%	PASS
City of Morro Bay	Measure Q-06	1/2 cent	General	65.0%	35.0%	PASS
City of San Luis Obispo	Measure Y-06	1/2 cent	General	64.8%	35.2%	PASS
City of Watsonville	Measure L	1/4 cent	General	60.0%	40.0%	PASS
City of Pinole	Measure S	1/2cent	General	59.7%	40.4%	PASS
City of Santa Cruz	Measure H	increase from 1/4 cent to 1/2 cent	General	58.0%	42.0%	PASS
City of Del Rey Oaks	Measure D	1 cent	General	56.6%	43.4%	PASS
City of Williams	Measure D	1/2 cent	General	54.2%	45.8%	PASS
City of Grover Beach	Measure X-06	1/2 cent	General	55.7%	44.3%	PASS
City of Vista	Proposition L	1/2 cent	General	54.0%	46.0%	PASS
City of Inglewood	Measure IT	1/2 cent	General	52.0%	48.0%	PASS
City of Arroyo Grande	Measure O-06	1/2 cent	General	50.1%	49.9%	PASS
City of Arroyo Grande	Measure K-06		transportation	70.6%	29.4%	PASS
City of Arroyo Grande	Measure L-06		streets/drainage	68.6%	31.4%	PASS
City of Arroyo Grande	Measure M-06		police/fire	59.9%	40.1%	PASS
City of Arroyo Grande	Measure N-06	Advisory	CityHall disabled access	41.2%	58.9%	FAIL
City of Pismo Beach	Measure CC-06	1/2 cent	General	48.5%	51.5%	FAIL
City of Hollister	Measure R	1 cent	General	47.8%	52.2%	FAIL
City of Clearlake	Measure Z	+1/2cent to 1cent	General	38.1%	61.9%	FAIL
City of Cathedral City	Measure Q	3/4 cent	General	33.5%	66.5%	FAIL
County of Sacramento	Measure R	1/4 cent	General	19.6%	80.4%	FAIL
County of Sacramento	Measure Q	Advisory	50% sports/entr facility	28.5%	71.6%	FAIL

Transaction and Use Taxes: Countywide Transportation

Five of the ten countywide transportation sales tax measures passed. The highest approvals were for measures in the counties of San Joaquin, Fresno, Madera, and Orange that continues existing or previous transportation sales taxes at the same rate. Fresno and Madera succeeded after failing to renew their taxes in previous attempts. Only Tulare County voters approved a new tax (*although the vote margin is too close to call at this point*). Merced County failed for the third time (11/02, 6/06). Santa Barbara, whose current 1/2 cent tax expires in 2010 failed in their first attempt to increase and extend their tax.

Countywide Transportation Sales Tax Measures (2/3 voter approval required)

<u>County</u>	<u>Measure Name</u>	<u>Rate</u>		<u>Sunse</u>	<u>YES%</u>	<u>NO%</u>	
Fresno County	Measure C	1/2 cent	continue	20 yrs	77.7%	22.3%	PASS
San Joaquin County	Measure K	1/2 cent	continue	30 yrs	77.3%	22.7%	PASS
Madera County	Measure T	1/2 cent	renew (previous tax expired & extension was defeated)	20 yrs	73.1%	26.9%	PASS
Orange County	Measure M	1/2 cent	continue	30 yrs	69.7%	30.3%	PASS
Tulare County	Measure R	1/2 cent	new	30 yrs	67.2%	32.8%	PASS
Merced County	Measure G	1/2 cent	new	30 yrs	60.9%	39.1%	FAIL
Stanislaus County	Measure K	1/2 cent	new	30 yrs	57.9%	42.1%	FAIL
Kern County	Measure I	1/2 cent	new	20 yrs	56.4%	43.6%	FAIL
Santa Barbara County	Measure D2006	+1/4cent to 3/4cent	continue & increase	30 year	54.2%	45.8%	FAIL
Amador County	Measure K	1/2 cent	new		48.7%	51.3%	FAIL

Transaction and Use Taxes: Special Tax Measures

Voters in Nevada City, Manteca and the County of Sonoma approved transactions and use (sales) taxes for specific purposes with 2/3 voter approval. Sonoma County’s 1/4 cent measure continued an existing open space tax for 20 years. Five (5) of the 8 failing measures would have passed a 55% voter threshold. In all, 3 of 11 passed.

Special Transactions & Use Tax Measures (2/3 voter approval required)

<u>Agency Name</u>	<u>Measure N</u>	<u>Rate</u>		<u>Sunset</u>	<u>YES%</u>	<u>NO%</u>	
City of Nevada City	Measure S	1/2 cent	Streets/Roads	16 yrs	80.8%	19.2%	PASS
County of Sonoma	Measure F	1/4 cent	Parks/Open Space (CONTINUE)	20 yrs	75.7%	24.3%	PASS
City of Manteca	Measure M	1/2 cent	Police/Fire/EMS		69.9%	30.1%	PASS
Counties of Sonoma & Marin	Measure R	1/4 cent	Transit	20 Yrs	65.3%	34.7%	FAIL
City of San Buenaventura	Measure P	1/4 cent	Police/Fire/EMS	10 yrs	62.0%	38.1%	FAIL
County of Amador	Measure L	1/4 cent	Fire/EMS		61.4%	38.6%	FAIL
City of Needles	Measure Q	1/4 cent	Utilities		59.2%	40.8%	FAIL
City of Grass Valley	Measure T	1/2 cent	Streets/Roads	20 yrs	57.4%	42.6%	FAIL
County of San Mateo	Measure A	1/8 cent	Parks/Open Space		55.4%	44.6%	FAIL
City of Delano	Measure K	1/2 cent	Police/Fire/EMS	10 yrs	52.1%	47.9%	FAIL
City of Lodi	Measure G	1/4 cent	Specified programs & projects	10 yrs	43.8%	56.2%	FAIL

Utility User Taxes

There were eight measures related to Utility User Taxes, all general purpose taxes requiring majority voter approval. Six of the eight proposals involved revisions to ordinances to reflect changing technology, including two (Compton, Portola Valley) that reduced the tax rate. These passed, the vote margins reflecting the popularity of tax cuts. Only two of the proposals sought to increase taxes. Fremont failed and Mountain View narrowly succeeded.

Utility User Tax Measures - Majority Voter Approval (General Purpose)

<u>Agency Name</u>	<u>Measure</u>	<u>Rate</u>		<u>YES%</u>	<u>NO%</u>	
City of Compton	Measure T	From 10% to 8.5% tele, electr, gas, CATV, water	redux	89.8%	10.2%	PASS
Town of Portola Valley	Measure F	from 5.5% to 4.5% Tele, gas, water, electr	redux	86.3%	13.8%	PASS
City of Daly City	Measure G	Cont 5% Tele, electr, gas, CATV	continue	71.4%	28.6%	PASS
City of Fowler	Measure G	5%Resid, 3%Comm Electr&Gas. 5%Tele	continue	65.9%	34.1%	PASS
City of Fowler	Measure F	Advisory: Fire/Police/Parks&Rec		84.6%	15.4%	PASS
City of San Marino	Measure G	Cont 5% Tele, electr, gas, CATV, Water	continue	58.3%	41.7%	PASS
City of Eureka	Measure U	Cont 3% Tele, electr, gas, CATV	continue	51.6%	48.4%	PASS
City of Menlo Park	Measure K	3.5% electr, gas, water & 2.5% tele	new	50.3%	49.7%	PASS
City of Fremont	Measure L	4% gas & electric	new	42.7%	57.3%	FAIL

Parcel Taxes (Non-school)

Parcel taxes require 2/3 voter approval. Among the 45 parcel tax measures, 7 were limited to street and road improvements, maintenance or lighting and 29 were for fire, emergency medical and/or police services.

Just 3 of the 7 parcel taxes for roads achieved 2/3 vote passage. Fire/police/Emergency Medical parcel taxes generally fared better with voters passing 22 of 29 parcel taxes. There were 13 fire service parcel taxes in Marin County alone – all successful. Just 3 of the 29 police/fire measures failed to achieve over 55%. Five others passed: for beaches in Santa Monica, parks in the City of Clayton and Tulare County, and hospital services in Butte and Trinity counties.

City and Special District Parcel Taxes (2/3 vote)

<u>Agency Name</u>	<u>County</u>	<u>Measure No</u>	<u>Rate</u>	<u>Purpose</u>	<u>YES%</u>	<u>NO%</u>	
Streets and Roads							
Ivanhoe Public Utility District	Tulare County	Measure Z	\$24/parcel	Street lighting	78.2%	21.8%	PASS
Paradise Ranch Estates Permanent Road Dist	Marin County	Measure N	185/parcel	Streets	74.8%	25.2%	PASS
Rincon Ranch Community Services District	San Diego County	Proposition U	\$150/parcel+\$5.20/acre	Streets	66.7%	33.3%	PASS
Butler-Keys Community Services District	Lake County	Measure Y	\$45/parcel	Streets	54.7%	45.3%	FAIL
Springfield Meadows Community Services	El Dorado County	Measure J	\$150/yr increase	Streets	49.0%	51.0%	FAIL
Cameron Estates Community Services District	El Dorado County	Measure H	\$950/yr incr to \$1200/parcel	Streets	33.7%	66.3%	FAIL
Keys Community Services District	Stanislaus County	Measure B	+\$9to\$19	Streets	29.0%	71.0%	FAIL

City and Special District Parcel Taxes (2/3 vote)

<u>Agency Name</u>	<u>County</u>	<u>Measure Nam</u>	<u>Rate</u>	<u>Purpose</u>	<u>YES%</u>	<u>NO%</u>	
Public Safety (Fire, Police, Emergency Services)							
Lucas Valley County Service Area 13	Marin County	Measure H	\$85/edu	Fire/EMS	89.6%	10.4%	PASS
Sleepy Hollow Fire Protection District	Marin County	Measure O	\$39/edu incr by \$3.00/yr	Fire/EMS	88.1%	11.9%	PASS
Town of Ross	Marin County	Measure F	\$39/edu incr by \$3.00/yr	Fire/EMS	81.4%	18.6%	PASS
Kentfield Fire District	Marin County	Measure K	\$39/edu incr by \$3.00/yr	Fire/EMS	79.0%	21.0%	PASS
City of San Rafael	Marin County	Measure P	\$24/edu	Fire/EMS	78.5%	21.6%	PASS
City of San Anselmo	Marin County	Measure G	\$39/edu incr by \$3.00/yr	Fire/EMS	77.8%	22.2%	PASS
City of Mill Valley	Marin County	Measure E		Fire, Streets	76.2%	23.8%	PASS
Town of Fairfax	Marin County	Measure C	\$39/edu incr by \$3.00/yr	Fire/EMS	76.1%	23.9%	PASS
Ross Valley Paramedic County Service Area	Marin County	Measure J	\$39/edu incr by \$3.00/yr	Fire/EMS	75.6%	24.4%	PASS
City of Larkspur	Marin County	Measure D	\$48/edu	Fire/EMS	74.2%	25.8%	PASS
Santa Venetia-Bayside Acres Fire Protection	Marin County	Measure I	\$85/edu	Fire/EMS	74.2%	25.8%	PASS
Julian-Cuyamaca Fire Protection District	San Diego County	Proposition S	\$50/parcel	Fire/EMS	73.6%	26.4%	PASS
Town of Corte Madera	Marin County	Measure B	\$45/edu	Fire/EMS	73.2%	26.8%	PASS
Woodlake Fire Protection District	Tulare County	Measure W	\$20-\$85	Fire/EMS	72.5%	27.5%	PASS
Cambria Community Healthcare District	San Luis Obispo Cou	Measure AA-06	\$20-\$85	Fire/EMS	72.3%	27.8%	PASS
Marinwood Community Services District	Marin County	Measure M	\$24/edu	Fire/EMS	71.2%	28.8%	PASS
Lake Forest Fire Protection District	Lassen County	Measure Q	\$100/parcel	Fire	70.7%	29.3%	PASS
City of San Marino	Los Angeles County	Measure O	continue	Police/Fire/EMS	70.7%	29.3%	PASS
Windsor Fire Protection District	Sonoma County	Measure K	\$0.04/sq.ft.	Fire/EMS	69.3%	30.7%	PASS
South Coast Fire Protection District	Mendocino County	Measure Z	\$75 up from \$40	Fire/EMS	67.9%	32.1%	PASS
City of East Palo Alto	San Mateo County	Measure C	\$100/parcel	Police	67.7%	32.3%	PASS
City of Yreka	Siskiyou County	Measure H	\$60/edu	Fire/EMS	67.6%	32.4%	PASS
Gold Ridge Fire Protection District	Sonoma County	Measure I	\$40/edu	Fire/EMS	66.6%	33.4%	FAIL
Rancho Adobe Fire Protection District	Sonoma County	Measure J	\$6.25/risk unit	Fire/EMS	64.0%	36.0%	FAIL
West Patton Village Community Service Dist	Lassen County	Measure O	\$213 reside, \$319 comm	Fire	63.2%	36.8%	FAIL
City of Lafayette	Contra Costa County	Measure P	\$65/edu	Police	60.6%	39.4%	FAIL
McCloud Community Services District	Siskiyou County	Measure F	cont\$131/edu	Fire/EMS	49.2%	50.8%	FAIL
Mt. Shasta Fire Protection District	Siskiyou County	Measure J	\$100/edu	Fire/EMS	44.3%	55.8%	FAIL
City of East Palo Alto	San Mateo County	Measure D	\$75/parcel	Police	21.2%	78.8%	FAIL

City and Special District Parcel Taxes (2/3 vote)

<u>Agency Name</u>	<u>County</u>	<u>Measure Name</u>	<u>Rate</u>	<u>Purpose</u>	<u>YES%</u>	<u>NO%</u>	
Other Purposes							
Briggs-Gridley Memorial Hospital*	Butte County	Measure C1,C2,C3	\$70/edu	.Hospital-EmgcyRmSvcs	76.0%	24.0%	PASS
Mountain Community Medical Services Dist	Trinity County	Measure P	\$118/parcel	.Hospital-EmgcyRmSvcs	74.9%	25.1%	PASS
Springvale Memorial Park District	Tulare County	Measure Y	\$8.50/parcel	.Parks	70.9%	29.2%	PASS
City of Clayton	Contra Costa County	Measure O	\$16/sfParcel	.Parks	70.6%	29.4%	PASS
City of Santa Monica	Los Angeles County	Measure V	\$84/sfParcel	.CleanBeaches	67.0%	33.0%	PASS
Vandenberg Village Community Services Di	Santa Barbara County	Measure O2006	\$22/parcel	.Library	52.8%	47.2%	FAIL
City of California City	Kern County	Measure J	\$105/parcel	.general	48.6%	51.4%	FAIL
North Edwards Water District	Kern County	Measure N	\$50/parcel	.Water	44.7%	55.3%	FAIL
McCloud Community Services District	Siskiyou County	Measure E	+\$15to\$67	.Parks	39.1%	60.9%	FAIL

*Structured as three separate but identical measures in Briggs, Gridley, and the County but all 3 must pass. All three did pass.

Transient Occupancy (Hotel/Motel) Taxes

Voters approved 9 of 17 Transient Occupancy (hotel/motel) tax measures. Del Norte County voters narrowly approved repealing their tax exemption for state and federal government employees, but said “no” to expanding the tax to cover recreational vehicles at campgrounds or to increasing the rate. Solvang and Tehachapi earmarked their proposals for specific purposes, making them special taxes requiring 2/3 voter approval. Apparently this was to no avail. Neither proposal received even majority approval.

Transient Occupancy Tax Tax Measures

Agency Name	Measure Name	Rate	%Need	YES%	NO%	
City of Indian Wells	Measure P	expand to condos	50.0%	82.1%	17.9%	PASS
City of La Quinta	Measure J	validate 10%	50.0%	78.8%	21.2%	PASS
City of Wheatland	Measure M	new 10%	50.0%	65.5%	34.5%	PASS
City of Rio Vista	Measure K	8% to 10%	50.0%	62.6%	37.4%	PASS
City of Orland	Measure H	8% to 10%	50.0%	59.7%	40.3%	PASS
City of Hesperia	Measure M	7% to 10%	50.0%	53.5%	46.5%	PASS
City of Ukiah	Measure X	8% to 10%	50.0%	53.3%	46.7%	PASS
County of Inyo	Measure B	9% to 12%	50.0%	52.0%	48.0%	PASS
County of Del Norte	Measure A	Repeal state/fed employee exemption	50.0%	50.8%	49.2%	PASS
City of Solvang	Measure L2006	10% to 11%	66.7%	48.0%	52.0%	FAIL
City of La Habra	Measure U	new 10%	50.0%	46.7%	53.3%	FAIL
City of Tehachapi	Measure L	8% to 12%	66.7%	45.9%	54.1%	FAIL
City of Livingston	Measure D	9% to 11%	50.0%	39.6%	60.5%	FAIL
County of Del Norte	Measure B	8% to 10%	50.0%	38.9%	61.1%	FAIL
County of Del Norte	Measure C	Expand base to RVs	50.0%	36.9%	63.2%	FAIL
City of Cotati	Measure G	10% to 12%	50.0%	36.0%	64.0%	FAIL
City of Crescent City	Measure D	10% to 12%	50.0%	32.9%	67.1%	FAIL

Other Taxes, Fees and Charges

There were three measures to revise and increase business license taxes. Richmond’s, which featured a unique tax on manufacturing, failed. Six other measures concerned various other taxes or fees. Alturas voters approved a charge added to water bills for mosquito abatement. San Franciscans rejected an increase in their parking tax. Lodi voters rejected a proposal to reduce water fees, but approved water and sewer fee discounts for low income senior citizens.

Business License Tax Measures

Agency Name	County	Measure Name	YES%	NO%	
City of Blue Lake	Humboldt County	Measure V	64.1%	35.9%	PASS
City of Carmel	Monterey County	Measure B	63.2%	36.8%	PASS
City of Richmond	Contra Costa County	Measure T	41.8%	58.3%	FAIL

Other Fiscal Measures

Agency Name	County	Measure N Title	Tax/Fee	Rate	%Need	YES%	NO%	
City of Alturas	Modoc County	Measure J Mosquito Abatement Charge	.PropertyRelatedFee		66.7%	75.8%	24.2%	PASS
San Francisco	San Francisco	Measure E Parking Tax Ordinance	.ParkingTax	: 25% to 35%	50.0%	32.8%	67.2%	FAIL
City of Lodi	San Joaquin County	Measure H Water Rate Reduction	.WaterFees	:	50.0%	36.2%	63.8%	FAIL
City of Lodi	San Joaquin County	Measure J Low-income Discounts for Water and Sewer Services	.WaterFees	:	50.0%	58.2%	41.8%	PASS
City of Watsonville	Santa Cruz County	Measure M Retirement Tax Cap	.Property Tax Cap		50.0%	51.0%	49.0%	PASS
City of Dixon	Solano County	Measure L Repeal of Sewer Rate Increase	.RateRepeal	:	50.0%	58.9%	41.1%	PASS

General Obligation Bonds (Non-school)

Just 3 of 13 general obligation bond proposals managed the necessary 2/3 voter approval. These measures sought debt issuance for capital facilities and an increase in the ad valorem (value based) property tax rate above 1% to fund the bond repayment. Voters approved \$42 million in bonds out of a proposed \$1.95 billion of local non-school bonds. All but three of the measures received “yes” votes from over 55% of voters. The approved bonds are for fire and police facilities in Albany, open space preservation in Claremont and hospital improvements in Sierra Kings Hospital District (Fresno County). Voters rejected proposals for hospitals, flood control, libraries, streets/drainage/water facilities, parks, a fire station, and Los Angeles’ \$1 Billion bond for affordable housing for the needy.

City and Special District Bond Measures (2/3 vote)

Agency Name	County	Measure N	Amount		YES%	NO%	
City of Albany	Alameda County	Measure C	\$ 5,000,000	Fire/Police	76.4%	23.7%	PASS
City of Claremont	Los Angeles County	Measure S	\$ 12,500,000	Park	70.8%	29.2%	PASS
Sierra Kings Hospital District	Fresno County	Measure E	\$ 20,000,000	Hospital improvmts	69.2%	30.8%	PASS
Kern Valley Health Care District	Kern County	Measure M	\$ 12,500,000	Hospital	65.4%	34.6%	FAIL
Tri-City Healthcare District	San Diego County	Proposition T	\$ 596,000,000	Hospital	64.8%	35.2%	FAIL
City of Orinda	Contra Costa County	Measure Q	\$ 59,100,000	Streets, drainage, water	64.4%	35.6%	FAIL
City of Oakland	Alameda County	Measure N	\$ 148,000,000	Library	64.2%	35.9%	FAIL
City of Burlingame	San Mateo County	Measure H	\$ 44,000,000	Flood Control	64.0%	36.0%	FAIL
Hayward Area Rec and Park District	Alameda County	Measure Q	\$ 30,000,000	Parks	63.0%	37.0%	FAIL
City of Los Angeles	Los Angeles County	Measure H	\$ 1,000,000,000	Shelters/Housing	62.9%	37.1%	FAIL
Scotts Valley Fire Protection District	Santa Cruz County	Measure N	\$ 5,200,000	Fire Station	52.3%	47.7%	FAIL
City of Holtville	Imperial County	Measure S	\$ 5,200,000	Facilities	41.4%	58.6%	FAIL
City of Diamond Bar	Los Angeles County	Measure L	\$ 13,100,000	Library	29.2%	70.8%	FAIL

Other Notable Local Measures

Local voters considered more than 145 other measures not directly concerning taxes or bonds. Thirteen measures proposed making City Clerk and/or City Treasurer positions appointed rather than elected. Four passed.

Appointed City Clerk / City Treasurer

<u>Agency Name</u>	<u>Measure N Title</u>	<u>YES%</u>	<u>NO%</u>	
City of Hemet	Measure K Appointed City Clerk	54.3%	45.7%	PASS
City of Wheatland	Measure L Appointed City Clerk and City Treasurer	52.6%	47.4%	PASS
City of Brea	Measure R Appointed City Clerk	52.4%	47.6%	PASS
City of Placerville	Measure L Appointed City Clerk	51.0%	49.0%	PASS
City of Ceres	Measure W Appointed City Clerk	50.7%	49.3%	PASS
City of Placerville	Measure M Appointed City Treasurer	49.0%	51.0%	FAIL
City of Hollister	Measure O Appointed City Treasurer	45.7%	54.3%	FAIL
City of Williams	Measure B Appointed City Clerk	43.9%	56.1%	FAIL
City of Pinole	Measure R Appointed City Treasurer	42.3%	57.7%	FAIL
City of Williams	Measure C Appointed City Treasurer	42.2%	57.8%	FAIL
City of Lake Elsinore	Measure F Appointed City Treasurer	36.8%	63.2%	FAIL
City of San Juan Bautista	Measure P Appointed City Clerk	33.7%	66.3%	FAIL
City of San Juan Bautista	Measure Q Appointed City Treasurer	28.1%	71.9%	FAIL

Upon reconsideration, voters in the City of Solvang approved the city becoming a charter city. Voters turned down a proposed charter in March 2006. Four cities passed measures limiting the use of eminent domain. Two cities approved the use of choice or instant runoff voting locally.

Other Measures of Note

<u>Agency Name</u>	<u>Measure Name Title</u>	<u>YES%</u>	<u>NO%</u>	
City of Solvang	Measure M2006 Charter City	54.4%	45.6%	PASS
City of Dana Point	Measure S Limiting the Use of Eminent Domain	84.6%	15.4%	PASS
City of Anaheim	Measure P Limitations on the Use of Eminent Domain	80.3%	19.7%	PASS
City of Newport Beach	Measure W Limitation on the Use of Eminent Domain	76.4%	23.6%	PASS
County of San Bernardino	Measure O Limit Eminent Domain and Protect Property Rights	68.5%	31.5%	PASS
City of Oakland	Measure O Instant Runoff Voting	68.6%	31.4%	PASS
City of Davis	Measure L Choice Voting (advisory)	55.4%	44.6%	PASS
City of Santa Barbara	Measure P2006 Lowest Enforcement Priority for Adult, Personal Use of Marijuana	65.6%	34.4%	PASS
City of Santa Monica	Measure Y Lowest Enforcement Priority for Adult, Personal Use of Marijuana	65.3%	34.7%	PASS
San Francisco	Measure J Impeachment of President Bush and Vice President Cheney	58.5%	41.5%	PASS
City of Berkeley	Measure H President/Vice President Impeachment	69.5%	30.5%	PASS
Mendocino County	Measure Y Iraq War Advisory	67.2%	32.8%	PASS

School Parcel Taxes

Two of four parcel taxes proposed for schools achieved the 2/3 voter approval needed for passage. All received “yes” votes from over 55% of voters.

School Parcel Taxes

Agency Name	County	Measure No	Rate	YES%	NO%	
Shoreline Unified School District	Marin County / Sonoma County	Measure A	\$151.82/parcel +4%/yr	74.2%	25.8%	PASS
Berkeley Unified School District	Alameda County	Measure A	\$0.2280/sqft resid, \$0.3436/sqft comm	79.7%	20.3%	PASS
Alta-Dutch Flat Union School District	Placer County	Measure K	\$52/parcel	58.9%	41.1%	FAIL
Cutler-Orosi Unified School District	Fresno County / Tulare County	Measure S	\$100/parcel	60.4%	39.6%	FAIL

School Bonds

The November 2006 ballot featured sixty-eight California local school bond measures. All but three met the requirements under Proposition 39 for 55% voter approval.² Pending final vote tallies, fifty-four of the sixty-five 55% vote school bond measures were approved. All three 2/3 vote bonds were defeated.

School Bond Measures

Agency Name	County	Measure Name	Rate	%Need	YES%	NO%	
Paramount Unified School District	Los Angeles County	Measure AA	\$ 100,000,000	55.0%	74.1%	25.9%	PASS
Pittsburg Unified School District	Contra Costa County	Measure J	\$ 85,000,000	55.0%	74.1%	25.9%	PASS
Fortuna Union School District	Humboldt County	Measure X	\$ 3,900,000	55.0%	73.9%	26.2%	PASS
San Francisco Unified School District	San Francisco	Measure A	\$ 450,000,000	55.0%	73.8%	26.2%	PASS
Bassett Unified School District	Los Angeles County	Measure E	\$ 20,000,000	55.0%	73.4%	26.6%	PASS
Evergreen School District	Santa Clara County	Measure I	\$ 150,000,000	55.0%	72.8%	27.2%	PASS
Ocean View Elementary School District	Ventura County	Measure J	\$ 13,200,000	50.0%	72.1%	27.9%	PASS
Baldwin Park Unified School District	Los Angeles County	Measure K	\$ 75,500,000	55.0%	72.1%	27.9%	PASS
Mendocino Unified School District	Mendocino County	Measure AA	\$ 15,500,000	55.0%	70.9%	29.1%	PASS
Jefferson Union High School District	San Mateo County	Measure N	\$ 136,900,000	55.0%	70.2%	29.8%	PASS
La Honda-Pescadero Unified School District	San Mateo County	Measure I	\$ 15,000,000	55.0%	70.1%	29.9%	PASS
Selma Unified School District	Fresno County	Measure A	\$ 23,800,000	55.0%	70.1%	29.9%	PASS
Greenfield Union School District	Kern County	Measure H	\$ 40,000,000	55.0%	69.9%	30.1%	PASS
Folsom Cordova Unified School Facilities Improv E	Sacramento County	Measure N	\$ 125,000,000	55.0%	69.2%	30.8%	PASS
Carlsbad Unified School District	San Diego County	Proposition P	\$ 198,000,000	55.0%	69.1%	30.9%	PASS
Perris School District	Riverside County	Measure S	\$ 25,000,000	55.0%	68.7%	31.3%	PASS
San Leandro Unified School District	Alameda County	Measure B	\$ 109,000,000	55.0%	68.7%	31.3%	PASS
Santa Monica-Malibu Unified School District	Los Angeles County	Measure BB	\$ 268,000,000	55.0%	67.5%	32.5%	PASS
Sweetwater Union High School District	San Diego County	Proposition O	\$ 644,000,000	55.0%	67.5%	32.5%	PASS
San Jacinto Unified School District	Riverside County	Measure V	\$ 150,000,000	55.0%	67.0%	33.0%	PASS
Arcadia Unified School District	Los Angeles County	Measure I	\$ 218,000,000	55.0%	66.9%	33.1%	PASS
Middletown Unified School District	Lake County	Measure X	\$ 15,300,000	55.0%	66.9%	33.1%	PASS
Dinuba Joint Unified School District	Tulare County / Fresno County	Measure T	\$ 37,000,000	55.0%	66.7%	33.4%	PASS
San Mateo Union High School District	San Mateo County	Measure M	\$ 298,000,000	55.0%	66.5%	33.5%	PASS
Alisal Union School District	Monterey County	Measure A	\$ 90,000,000	55.0%	64.8%	35.2%	PASS
Central School District	San Bernardino County	Measure L	\$ 49,000,000	66.7%	64.6%	35.4%	FAIL
Oxnard Elementary School District	Ventura County	Measure M	\$ 64,000,000	55.0%	64.5%	35.5%	PASS
Bakersfield City School District	Kern County	Measure G	\$ 100,000,000	55.0%	63.8%	36.2%	PASS

² Source: School Services of California.

School Bond Measures (continued)

Agency Name	County	Measure Nam	Rate	%Need	YES%	NO%	
Exeter Union HSD	Tulare County	Measure U	\$ 5,100,000	55.0%	63.2%	36.8%	PASS
Cayucos Elementary School District	San Luis Obispo County	Measure Z-06	\$ 2,900,000	55.0%	63.1%	36.9%	PASS
San Diego Community College District	San Diego County	Proposition N	\$ 870,000,000	55.0%	63.0%	37.0%	PASS
Santa Clarita Community College District	Los Angeles County	Measure M	\$ 160,000,000	55.0%	62.7%	37.4%	PASS
Black Oak Mine Unified School District	El Dorado County	Measure G	\$ 6,900,000	55.0%	62.5%	37.6%	PASS
Buckeye Union School District	El Dorado County	Measure K	\$ 28,300,000	55.0%	62.4%	37.6%	PASS
Mendocino Lake Community College District	Mendocino County / Lake County	Measure W	\$ 67,500,000	55.0%	62.4%	37.6%	PASS
Folsom Cordova Unified School Facilities Improve	Sacramento County	Measure M	\$ 750,000,000	66.7%	62.4%	37.6%	FAIL
Rio Linda Union School District	Sacramento County	Measure P	\$ 38,000,000	55.0%	62.1%	37.9%	PASS
Corona-Norco Unified School District	Riverside County	Measure U	\$ 250,000,000	55.0%	61.7%	38.3%	PASS
Los Olivos School District	Santa Barbara County	Measure N2006	\$ 4,650,000	55.0%	61.6%	38.4%	PASS
Chatom Union Elementary School District	Stanislaus County	Measure U	\$ 5,000,000	55.0%	61.3%	38.7%	PASS
Napa Valley Unified School District	Napa County	Measure G	\$ 183,000,000	55.0%	60.7%	39.3%	PASS
Madera Unified School District	Madera County	Measure U	\$ 32,500,000	55.0%	60.6%	39.4%	PASS
Lodi Unified School District	San Joaquin County	Measure L	\$ 114,000,000	55.0%	60.5%	39.5%	PASS
Kings Canyon Unified School District	Fresno County / Tulare County	Measure K	\$ 32,000,000	55.0%	59.9%	40.1%	PASS
Turlock Unified School District	Stanislaus County / Merced Count	Measure Z	\$ 9,900,000	55.0%	59.5%	40.5%	PASS
College of the Sequoias Community College Distri	Kings-Tulare County	Measure C	\$ 22,000,000	55.0%	59.3%	40.7%	PASS
Santee Elementary School District	San Diego County	Proposition R	\$ 60,000,000	55.0%	58.5%	41.5%	PASS
Paso Robles Joint Unified School District	Monterey County / San Luis Obisp	Measure T	\$ 20,000,000	55.0%	58.5%	41.5%	PASS
Hemet Unified School District	Riverside County	Measure T	\$ 149,000,000	55.0%	58.2%	41.8%	PASS
Campbell Union High School District	Santa Clara County	Measure G	\$ 90,000,000	55.0%	58.2%	41.8%	PASS
Banning Unified School District	Riverside County	Measure R	\$ 63,000,000	55.0%	57.9%	42.1%	PASS
Palomar Community College District	San Diego County	Proposition M	\$ 694,000,000	55.0%	57.9%	42.1%	PASS
Santa Rita Union Elementary School District	Monterey County	Measure C	\$ 14,600,000	55.0%	57.8%	42.2%	PASS
Sylvan Union School District	Stanislaus County	Measure A	\$ 40,000,000	55.0%	56.9%	43.1%	PASS
Yuba Community College District	Yuba-Sutter-Placer-Yolo-Lake-Gle	Measure J	\$ 190,000,000	55.0%	56.7%	43.3%	PASS
Calaveras Unified School District	Calaveras County	Measure A	\$ 13,500,000	55.0%	55.8%	44.2%	PASS
Turlock Unified School District	Stanislaus County / Merced Count	Measure Y	\$ 7,725,000	55.0%	55.4%	44.6%	PASS
Oak Park Unified School District	Ventura County	Measure H	\$ 71,100,000	66.7%	55.1%	44.9%	FAIL
Merced Union High School District	Merced County	Measure E	\$ 104,000,000	55.0%	53.3%	46.7%	FAIL
Liberty Union High School District	Contra Costa County	Measure K	\$ 85,000,000	55.0%	53.2%	46.8%	FAIL
Rancho Santiago Community College District	Orange County	Measure O	\$ 393,000,000	55.0%	53.2%	46.8%	FAIL
Loomis Union School District	Placer County	Measure M	\$ 19,500,000	55.0%	53.0%	47.0%	FAIL
Susanville School District	Lassen County	Measure P	\$ 6,250,000	55.0%	52.1%	48.0%	FAIL
Victor Valley Community College District	Los Angeles County / San Bernard	Measure X	\$ 338,000,000	55.0%	51.4%	48.6%	FAIL
West Hills Community College District	Fresno-Madera-Monterey-Kings	Measure W	\$ 49,400,000	55.0%	50.9%	49.1%	FAIL
Cold Spring School District	Santa Barbara County	Measure K2006	\$ 14,500,000	55.0%	50.6%	49.4%	FAIL
El Segundo Unified School District	Los Angeles County	Measure Q	\$ 19,000,000	55.0%	50.0%	50.0%	FAIL
Tipton Elementary School	Tulare County	Measure V	\$ 2,800,000	55.0%	47.7%	52.3%	FAIL
Jacoby Creek School District	Humboldt County	Measure Y	\$ 2,500,000	55.0%	46.3%	53.7%	FAIL
Oakdale Joint Unified School District	Stanislaus County / San Joaquin C	Measure C	\$ 37,500,000	55.0%	45.1%	54.9%	FAIL

Sources and acknowledgements: County elections offices, Smart Voter (<http://www.smartvoter.org>), and helpful collaboration of the staff at CalTax. mjgc