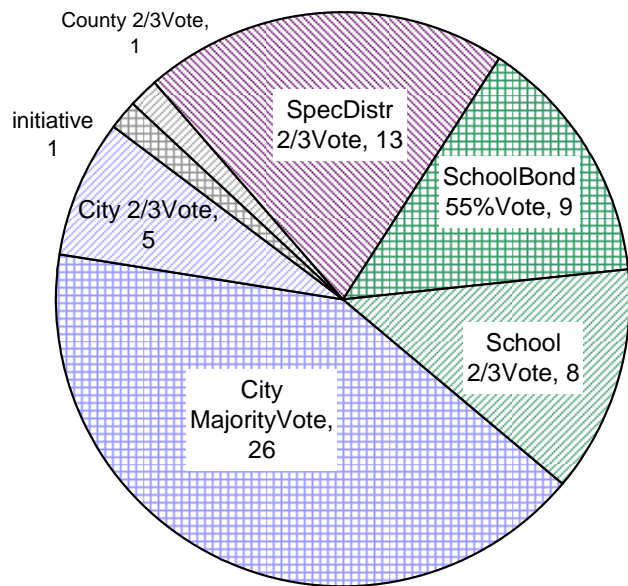


Local Revenue Measures November 2007

It's an off year – no state or federal races – but voters in California considered a variety of local bonds and taxes – and most said “yes.” In California, the November 6, 2007 election included 63 local measures¹ related to local agency taxes, fees and financing. Of these measures, 32 concerned city taxes, fees or financing; one concerned a county; and 13 concerned special districts. There were 17 school measures including school bonds and parcel taxes. Among the 32 city measures, five were special taxes requiring 2/3 voter approval, 26 concerned general taxes requiring majority voter approval, and one was an initiative repeal of a fee. The county and special district measures were all 2/3 supermajority measures.

Supermajority vote requirements again proved formidable for special districts, although five of the six city/county measures requiring 2/3 vote passed, the only failing city measure a library bond in Sunnyvale that garnered over 59% yes votes. The other failing measures were either in small, more politically conservative rural or mountain areas or for non-public safety uses. Seven of the ten failing supermajority measures failed to even garner majority voter approval.

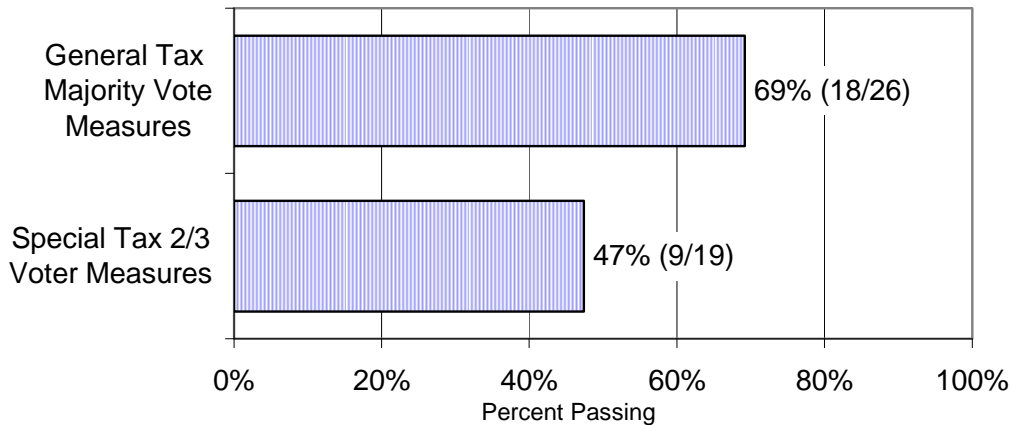
Proposed Local Revenue Measures November 2007



Local Revenue Measures Nov 2007

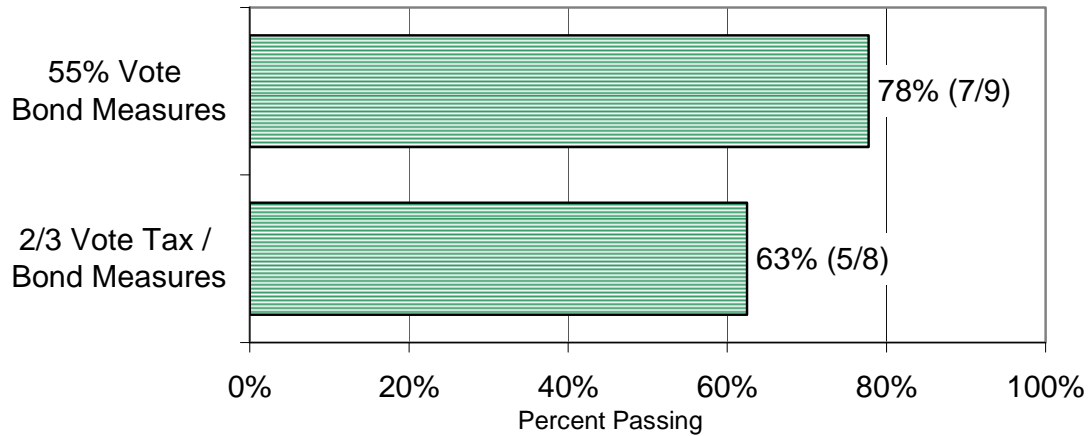
	Total	Pass	Passing%
City Majority Vote	26	18	69%
City 2/3 Vote	5	4	80%
City initiative to repeal	1	0	0%
County 2/3 Vote	1	1	100%
Special District (2/3)	13	4	31%
School Bond 55%	9	7	78%
School 2/3 Vote	8	5	63%
Total	63	39	62%

City / County / Special District Tax & Bond Measures Nov 2007



¹ Includes city, county, special district and local school measures.

School Tax & Bond Measures Nov 2007



Transient Occupancy (Hotel/Motel) Taxes

Two cities proposed to increase hotel/motel taxes (Transient Occupancy Taxes) by 2% from their existing 10% rate to 12%. Both taxes are general purposes taxes requiring majority voter approval. Both passed easily.

Transient Occupancy Tax Measures

<u>Agency Name</u>	<u>County</u>	<u>Rate</u>	<u>%Needed</u>	<u>YES%</u>	<u>NO%</u>	
City of Desert Hot Springs	Riverside County	Measure J +2%=10%to12%	50.0%	65.8%	34.3%	PASS
City of Palo Alto	Santa Clara County	Measure M +2%=10%to12%	50.0%	80.1%	19.9%	PASS

Business License Taxes

Three cities proposed increases to their Business License Taxes. These are general taxes requiring majority voter approval. The City of Pacific Grove tied the passage of their Business License tax proposal to the passage of companion proposals to increase parcel taxes and sales taxes. All of that city's measures failed, including this proposal to lift the \$3000 cap on business license taxes for six years. The measures in Redlands and South San Francisco passed easily.

Business License Tax Measures

<u>Agency Name</u>	<u>County</u>	<u>Sunset</u>	<u>%Needed</u>	<u>YES%</u>	<u>NO%</u>	
City of South San Francisco	San Mateo County	Measure B	50.0%	73.0%	27.0%	PASS
City of Redlands	San Bernardino County	Measure F	50.0%	70.5%	29.5%	PASS
City of Pacific Grove	Monterey County	Measure O 6 yrs	50.0%	48.1%	51.9%	FAIL

Transaction and Use Taxes

Nine cities asked their voters to consider transactions and use tax add-ons to the local sales tax. Seven were general taxes, requiring majority approval, two were 2/3 supermajority special taxes earmarked for public safety services.

Hollister and Delano passed their 1 cent general purpose taxes. San Bruno’s ½ cent failed narrowly as did measures in Imperial County (Brawley, Calexico) and San Juan Bautista. Also failing was a Pacific Grove measure which was paired with two other tax increase measures – all failing. The ½ cent 2/3 vote special taxes dedicated to police and fire services in Ceres and Selma passed.

The successful new taxes will become operative on April 1, 2008.

Transactions and Use Tax: General Tax Measures (Majority voter approval required)

<u>Agency Name</u>	<u>County</u>		<u>Sunset</u>	<u>%Needed</u>	<u>YES%</u>	<u>NO%</u>	
City of Hollister	San Benito County	Measure T	5 yrs	50.0%	66.0%	34.0%	PASS
City of Delano	Kern County	Measure I	10 yrs	50.0%	53.5%	46.5%	PASS
City of San Bruno	San Mateo County	Measure F		50.0%	49.1%	50.9%	FAIL
City of San Juan Bautista	San Benito County	Measure C		50.0%	48.1%	51.9%	FAIL
City of Pacific Grove	Monterey County	Measure Q	6 yrs	50.0%	47.5%	52.5%	FAIL
City of Brawley	Imperial County	Measure W	10 yrs	50.0%	46.3%	53.7%	FAIL
City of Calexico	Imperial County	Measure Y	15 yrs	50.0%	43.9%	56.1%	FAIL

Special Transactions & Use Tax Measures (2/3 voter approval required)

<u>Agency Name</u>	<u>County</u>		<u>Sunset</u>	<u>%Needed</u>	<u>YES%</u>	<u>NO%</u>	
City of Selma	Fresno County	Measure S		66.7%	86.5%	13.6%	PASS
City of Ceres	Stanislaus County	Measure H		66.7%	74.3%	25.7%	PASS

Utility User Taxes

Ten cities asked their voters to modify their existing Utility User Taxes (UUT). The measures all endeavored to respond to changes in telecommunications technology, billing practices and federal law, by modernizing their UUT ordinances to clearly and lawfully cover wireless telecommunications. Two of the measures (Emeryville, Rialto) modernized the city UUT without any reduction. Seven measures reduced an existing city UUT on telecommunications. The city of South Pasadena was the only agency proposing to increase it’s UUT rate - by 3% (to 8%) for a five year period - and accompanied this measure with an advisory measure requesting voter opinion regarding dedicating the tax to infrastructure (65%) and employee compensation (35%). The South Pasadena UUT increase applies to telecommunications, electric, gas, cable TV, and water utilities.

All ten UUT measures were successful, including the rate increase in South Pasadena.

Utility User Tax Measures - Majority Voter Approval (General Purpose)

<u>Agency Name</u>	<u>County</u>	<u>Rate</u>	<u>Sunset</u>	<u>YES%</u>	<u>NO%</u>	
City of Emeryville	Alameda County	Measure A (no change 5.5%)		86.1%	13.9%	PASS
City of Los Altos	Santa Clara County	Measure O 3.5% to 3.2%		84.3%	15.7%	PASS
City of Redwood City	San Mateo County	Measure D 5% to 4%		80.6%	19.4%	PASS
City of Hermosa Beach	Los Angeles County	Measure H 6% to 5.5%		72.0%	28.1%	PASS
City of Benicia	Solano County	Measure S 4% to 3.5%		70.7%	29.3%	PASS
City of Gilroy	Santa Clara County	Measure A 5% to 4.5%		64.1%	35.9%	PASS
City of Rialto	San Bernardino County	Measure D (no change 8%)		63.6%	36.4%	PASS
City of Buenaventura	Ventura County	Measure C7 5% to 4.5%		63.5%	36.5%	PASS
City of El Monte	Los Angeles County	Measure A 7% to 6.5%		62.8%	37.2%	PASS
City of South Pasadena	Los Angeles County	Measure UT +3%=5%to8%	5 yrs	53.5%	46.5%	PASS
City of South Pasadena	Los Angeles County	Measure AV 65%infrastructure/35%EmployeeSalaries		75.2%	24.8%	PASS

Parcel Taxes: Cities and Special Districts

There were 15 parcel taxes proposed by 13 special districts and two cities on the ballot. Eight were for fire or ambulance districts, five for parks or recreation centers, and one for libraries. The City of Pacific Grove proposed a parcel tax for general purposes with its passage dependent on the passage of two companion measures for a business license tax increase and a sales tax increase.

Four of the 15 measures achieved the 2/3 voter approval threshold. Three others garnered more than 55% but failed.

City and Special District Parcel Taxes (2/3 vote)

<u>Agency Name</u>	<u>County</u>	<u>Measure</u>	<u>Sunset</u>	<u>YES%</u>	<u>NO%</u>	
Hammond Fire Zone County Service Area #4	Siskiyou County	Measure K		79.8%	20.2%	PASS Safety
Hamilton Branch Fire Protection District	Plumas County	Measure C		76.5%	23.5%	PASS Safety
Peninsula Fire Protection District	Plumas County	Measure D	3 yrs	74.2%	25.8%	PASS Safety
City of Davis	Yolo County	Measure P		73.1%	26.9%	PASS Library
Colma Fire Protection District	San Mateo County	Measure H	6 yrs	67.1%	32.9%	PASS Safety
Spreckels Memorial District	Monterey County	Measure H	5 yrs	65.0%	35.0%	FAIL Rec
Mesa Park District	Marin County	Measure C	4 yrs	57.8%	42.2%	FAIL Rec
Rim-of-the-World Recreation & Park District	San Bernardino Count	Measure C		56.8%	43.2%	FAIL Rec
Jenny Lind Veterans Memorial District	Calaveras County	Measure C	10 yrs	50.0%	50.0%	FAIL Rec
Sierra Valley Fire Protection District	Plumas County	Measure F		45.7%	54.4%	FAIL Safety
South County Ambulance Zone	Tuolumne County	Measure S	10 yrs	42.9%	57.1%	FAIL Safety
Miwuk-Sugarpine Fire Protection District	Tuolumne County	Measure R	15 yrs	42.2%	57.8%	FAIL Safety
Almanor Recreation & Park District	Plumas County	Measure A		41.7%	58.3%	FAIL Rec
Don Pedro Ambulance Zone	Tuolumne County	Measure T	10 yrs	37.8%	62.2%	FAIL Safety

City and Special District Parcel Taxes (majority vote)

City of Pacific Grove	Monterey County	Measure P	6 yrs	42.6%	57.4%	FAIL General
-----------------------	-----------------	-----------	-------	-------	-------	--------------

General Obligation Bonds: Cities, Counties and Special Districts

Voters considered three bond measures. The Calaveras County and the City of Sunnyvale measures increase ad valorem property taxes. The city of San Francisco library measure uses funds out of the existing tax rate.

Only the Sunnyvale library measure failed. The Calaveras County measure for jail/safety-dispatch facilities narrowly passed.

City, County and Special District Bond Measures (2/3 vote)

<u>Agency Name</u>	<u>County</u>		<u>YES%</u>	<u>NO%</u>		
City of San Francisco		Proposition D	74.5%	25.5%	PASS	Library
Calaveras County		Measure J	67.0%	33.0%	PASS	Jail/Dispatch
City of Sunnyvale	Santa Clara County	Measure B	59.3%	40.7%	FAIL	Library

Other City Fiscal Matters

Voters in the City of South San Francisco approved the conversion of the city’s business license tax on off-street parking operations to a parking tax (on those who park). In so doing, the tax will apply to a large facility operated by the San Francisco Airport Authority.

Fairfield voters rejected a proposal to ratify certain transfers from the city water fund as taxes. Rancho Palos Verdes voters turned back an initiative to repeal a city storm drain fee and instead approved a city-sponsored proposal to revise the fee and reduce its term.

Other Fiscal Measures (majority vote)

<u>Agency Name</u>	<u>County</u>	<u>Title</u>	<u>Rate</u>	<u>YES%</u>	<u>NO%</u>	
City of South San Francisco	San Mateo County	Measure C ParkingTax vs BusnTax	8%replacing 8%BusnTax	63.1%	36.9%	PASS
City of Fairfield	Solano County	Measure Q Ratify existing tax	2% WaterFund Trnsfr	46.0%	54.0%	FAIL
City of Rancho Palos Verdes	Los Angeles County	Measure C Storm Drain Fee		55.2%	44.8%	PASS
City of Rancho Palos Verdes	Los Angeles County	Measure D Repeal of Storm Drain Fee		44.1%	55.9%	FAIL

School Parcel Taxes

Of the six parcel tax measures proposed by school districts, only one failed to get the required 2/3 voter approval. Extensions of existing taxes garnered the most support.

School Parcel Taxes (2/3 voter approval)

Agency Name	County	Measure No	Rate	YES%	NO%	
Davis Joint Unified School District	Yolo County	Measure Q	extend \$100/parcel	72.9%	27.1%	PASS
Lafayette School District	Contra Costa County	Measure J	extend \$313/parcel	72.6%	27.4%	PASS
Las Virgenes Unified School District	Los Angeles County - V	Measure E	extend \$98/parcel	78.2%	21.8%	PASS
Mammoth Unified School District	Mono County	Measure S	\$59/parcel	68.4%	31.6%	PASS
Reed Union School District	Marin County	Measure A	\$319/parcel	68.2%	31.8%	PASS
Sonoma Valley Unified School District	Sonoma County	Measure E	\$91/parcel	57.0%	43.0%	FAIL

School Bonds

There were 11 school bond measures on the ballot for a total of \$710.5 million in proposed bond authorizations. Two of the measures required a 2/3 approval for passage because they did not meet Proposition 39 requirements. The others needed 55% approval. Voters authorized \$351.7 million of local school bonds in approving seven measures. Both 2/3 vote measures failed. Absent the 55% vote threshold permitted by Proposition 39, just one of these measures would have passed.

School Bond Measures

Agency Name	County	Measure No	Amount	%Needed	YES%	NO%	
Lennox Elementary School District	Los Angeles County	Measure L	\$10.7m	55.0%	76.5%	23.5%	PASS
Burlingame School District	San Mateo County	Measure A	\$48.3m	55.0%	64.6%	35.4%	PASS
Denair Unified School District	Stanislaus County	Measure K	\$13m	55.0%	63.4%	36.6%	PASS
Alvord Unified School District	Riverside County	Measure H	\$196m	55.0%	62.0%	38.0%	PASS
Walnut Valley Unified School District	Los Angeles County	Measure S	\$64.6m	55.0%	60.6%	39.4%	PASS
Hart-Ransom School District	Stanislaus County	Measure G	\$3.9m	55.0%	60.4%	39.6%	PASS
Walnut Valley Unified School District	Los Angeles County	Measure Y	\$15.2m	55.0%	56.2%	43.8%	PASS
Washington Unified School District	Yolo County	Measure S	\$59m	55.0%	50.4%	49.6%	FAIL
Antelope Valley High School District	Los Angeles County - Kern County	Measure W	\$240m	55.0%	50.0%	50.0%	FAIL
Wasco Union High School District	Kern County	Measure G	\$45m	66.7%	60.7%	39.4%	FAIL
Muroc Unified School District	Kern County - San Bernardino County	Measure H	\$14.8m	66.7%	54.0%	46.1%	FAIL

For more information: Michael Coleman 530-758-3952. coleman@cal.net

Sources: County elections offices, City of San Juan Butista.

