

Local Revenue Measures November 2008

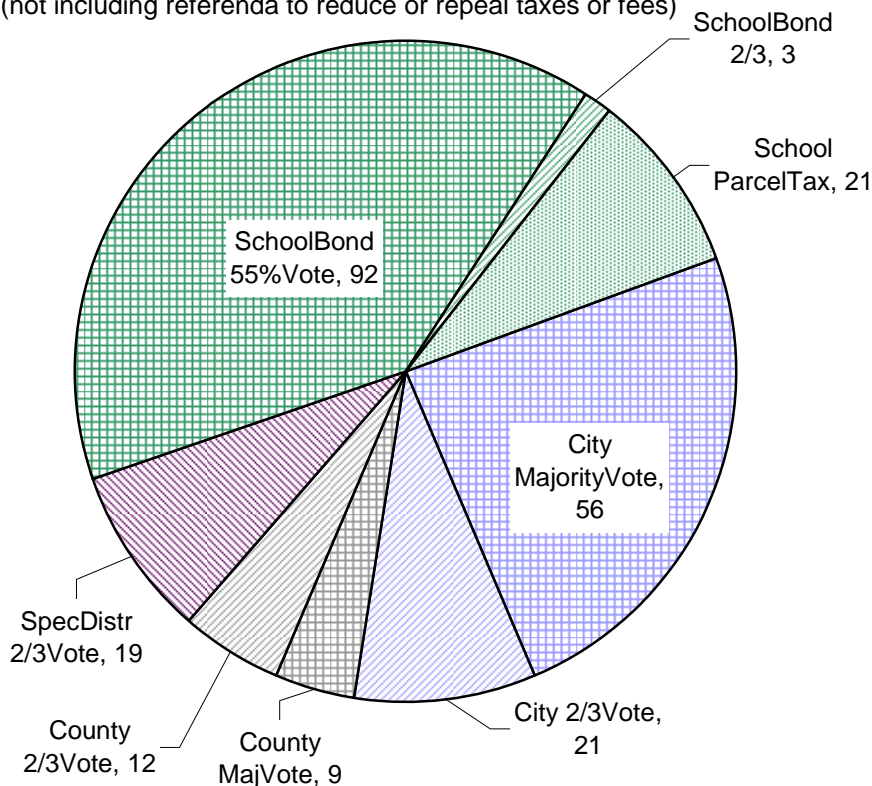
In the November 4, 2008 presidential election, California voters decided the fate of over 380 local measures including 239 concerning taxes, fees or bonds for cities, counties, special districts and schools.¹ There were 95 school bond measures seeking approval of a total of nearly \$22.5 billion in elementary, high school and community college bonds. There were also 21 school parcel tax measures requiring two-thirds voter approval.

Among the non-school local fiscal measures most (81) concern cities; with 20 concerning counties and 21 special district. Among the city measures, most (56) were majority vote general tax measures. Four city measures were referenda to repeal existing taxes or fees, and 21 are special taxes or bonds requiring two-thirds voter approval. Among the county measures, nine were majority vote general taxes, and 12 were two-thirds vote bonds or special taxes. The special district measures were all two-thirds supermajority measures, except for one referendum to repeal a special district fee.

As in prior elections, majority vote measures proved much more successful than special taxes requiring two-thirds vote supermajority approval. Forty-five of 65 general taxes passed (69%), while just 28 of 52 non-school special taxes passed (54%). School parcel taxes fared better with 81% passing. More than nine out of ten 55%-vote school bonds passed. Across most categories, approval rates of local revenue measures are as high or higher than those of similar measures since 2001.

Proposed Local Revenue Measures Nov2008

(not including referenda to reduce or repeal taxes or fees)

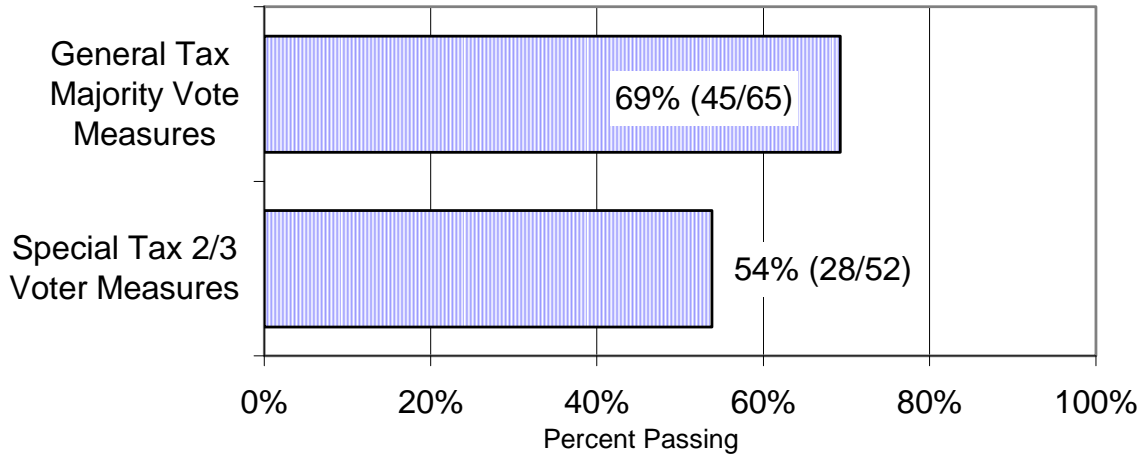


¹ Includes a proposal to incorporate the City of Rossmoor in Orange County and five citizen referenda.

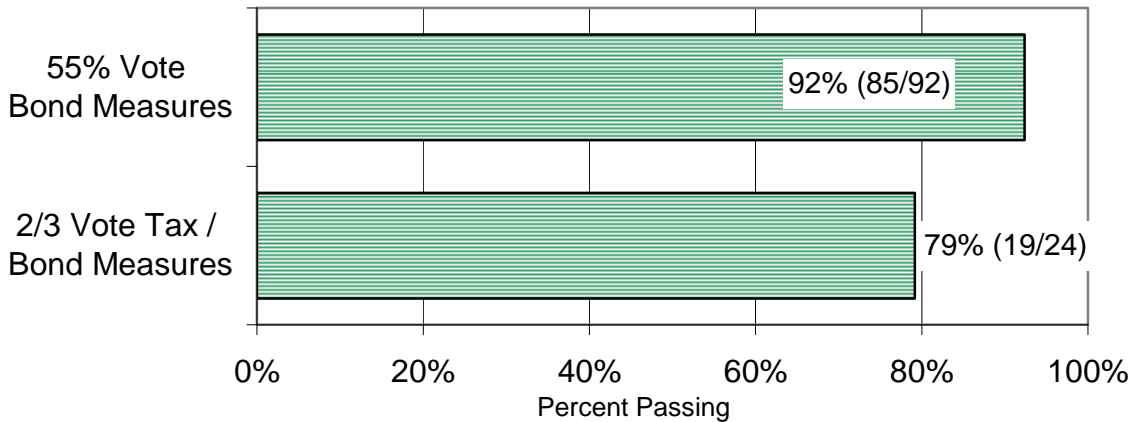
Local Revenue Measures Nov 2008

	Total	Pass	Passing%
City Majority Vote	56	40	71%
City 2/3 Vote	21	11	52%
County Majority Vote	9	5	56%
County 2/3 Vote	12	7	58%
Special District 2/3 Vote	19	10	53%
School Bond 55%	92	85	92%
School Bond 2/3 Vote	3	2	67%
School Parcel Taxes 2/3	21	17	81%
Total	233	177	76%
Initiatives to Repeal	5	2	40%
City Incorporation	1	0	0%

City / County / Special District Tax & Bond Measures Nov2008



School Tax & Bond Measures Nov2008



Transaction and Use Taxes – General Purpose

Nineteen cities asked their voters to consider sales tax add-ons (AKA transactions and use taxes) for general purposes. The proposals ranged from increases of ¼ percent to 1 percent and require majority voter approval. Two measures (Capitola, West Sacramento) asked voters to extend existing tax rates. Fifteen of the 19 proposals passed, including both extensions.

The cities of West Sacramento and Colusa paired their measures with companion advisory measures regarding the use of the funds. West Sacramento’s measure for streets & flood control passed. Colusa’s measure for police and fire benefits failed.

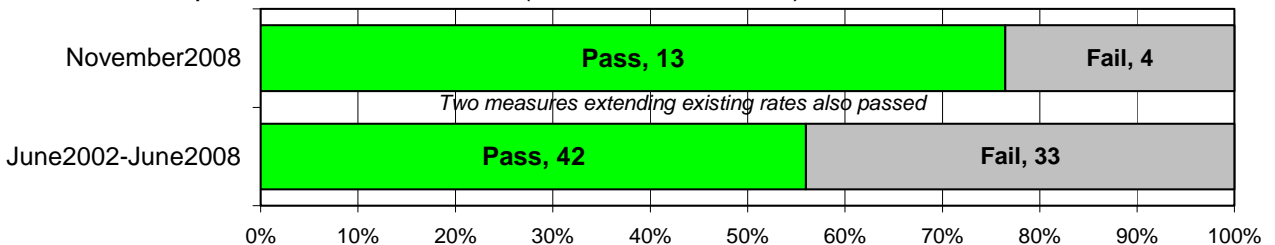
The success rate for majority-vote general-purpose add-on sales taxes was better than that of similar measures since 2001. The successful new taxes will become operative on April 1, 2009.

A citizen-led referendum to repeal National City’s 1 cent transaction and use tax failed.

Transactions and Use Tax: General Tax Measures (Majority voter approval required)

<u>Agency Name</u>	<u>County</u>	<u>Rate</u>	<u>Sunset</u>	<u>YES%</u>	<u>NO%</u>	
Town of Truckee	Nevada County	Measure V 1/2cent	20yrs	84.5%	15.5%	PASS
City of Port Hueneme	Ventura County	Measure W 1/2cent		71.5%	28.5%	PASS
City of El Monte	Los Angeles County	Measure GG 1/2cent	5yrs	71.4%	28.6%	PASS
City of Arvin	Kern County	Measure L 1cent		70.8%	29.2%	PASS
City of Campbell	Santa Clara County	Measure O 1/4cent		70.3%	29.8%	PASS
City of Pico Rivera	Los Angeles County	Measure P 1cent		68.3%	31.7%	PASS
City of Capitola	Santa Cruz County	Measure D 1/4cent	extend (2010-2017) 7yrs	66.2%	33.8%	PASS
City of Oxnard	Ventura County	Measure O 1/2cent	20yrs	65.6%	34.4%	PASS
City of Arcata	Humboldt County	Measure G 3/4cent		63.5%	36.5%	PASS
City of West Sacramento	Yolo County	Measure V 1/4cent from 1/2 cent	extend (2013 to 2033) 20yrs	57.5%	42.5%	PASS
City of West Sacramento	Yolo County	Measure U	ADVISORY Streetcar/FloodControl	64.4%	35.6%	PASS
City of Eureka	Humboldt County	Measure D 1/4cent	repeals 3% UUT	56.3%	43.7%	PASS
City of La Mesa	San Diego County	Prop L 3/4cent	20yrs	55.5%	44.5%	PASS
City of La Habra	Orange County	Measure T 1/2cent	20yrs	54.0%	46.0%	PASS
City of Trinidad	Humboldt County	Measure I 3/4cent	4yrs	52.2%	47.8%	PASS
City of El Cajon	San Diego County	Prop J 1/2cent	20yrs	51.8%	48.2%	PASS
City of Gustine	Merced County	Measure N 3/4cent		48.5%	51.5%	FAIL
City of Maywood	Los Angeles County	Measure MC 1cent		47.8%	52.2%	FAIL
City of Colusa	Colusa County	Measure A 1/4cent		42.7%	57.3%	FAIL
City of Colusa	Colusa County	Measure B	ADVISORY Police&Fire Benefits	49.6%	50.4%	FAIL
City of Marysville	Yuba County	Measure O 1/2cent		37.3%	62.7%	FAIL
City of National City	San Diego County	Prop M 1cent	REPEAL	42.7%	57.3%	FAIL

General Purpose Add-On Sales Tax (Transactions & Use) Increases



Transaction and Use Taxes – Special Purpose

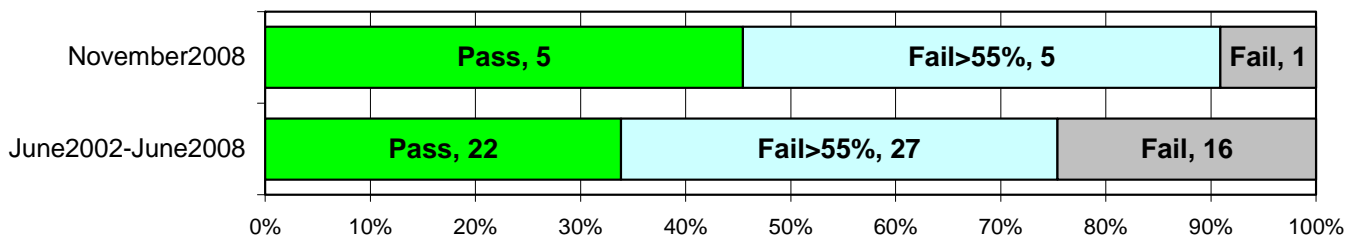
Voters in four cities and ten counties considered transactions and use tax measures for specific purposes. All but one measure received over 55% “yes” votes but these special tax measures require two-thirds voter approval for passage. Seven of the 13 measures passed² including measures in Imperial and Santa Barbara counties to extend existing taxes for countywide transportation improvements. Countywide transportation measures failed in the counties of Stanislaus, and Monterey despite achieving over 60% “yes” votes.

The passage rate for these tax increase measures was also better than that of similar measures since 2001. The successful new taxes will become operative on April 1, 2009.

Special Transactions & Use Tax Measures (2/3 voter approval required)

<u>Agency Name</u>	<u>County</u>	<u>Measure</u>	<u>Rate</u>	<u>Sunse</u>	<u>YES%</u>	<u>NO%</u>	<u></u>
County of Imperial	Imperial County	Measure D	1/2cent	extend 40yrs	83.5%	16.5%	PASS
County of Santa Barbara	Santa Barbara County	Measure A	1/2cent	extend 30yrs	78.6%	21.4%	PASS
Sonoma Marin Area Rail T	Sonoma County / Marin County	Measure Q	1/4cent	20yrs	69.5%	30.5%	PASS
County of Amador	Amador County	Measure M	1/2cent		69.1%	30.9%	PASS
City of Galt	Sacramento County	Measure R	1/2cent		68.0%	32.0%	PASS
County of Los Angeles	Los Angeles County	Measure R	1/2cent	30yrs	67.9%	32.1%	PASS
County of Santa Clara	Santa Clara County	Measure B	1/8cent	30yrs	66.7%	33.3%	PASS
County of Stanislaus	Stanislaus County	Measure S	1/2cent	20yrs	65.9%	34.1%	FAIL
County of Fresno	Fresno County	Measure L	1/4cent to 1/2 cent	16yrs	62.4%	37.6%	FAIL
County of Monterey	Monterey County	Measure Z	1/2cent	20yrs	62.2%	37.8%	FAIL
City of Ridgecrest	Kern County	Measure N	3/4cent	10yrs	56.3%	43.7%	FAIL
City of Barstow	San Bernardino County	Measure D	3/4cent		56.2%	43.8%	FAIL
City of Alturas	Modoc County	Measure K	1/2cent		47.9%	52.1%	FAIL

Special Purpose Add-On Sales Tax (Transactions & Use) Measures (2/3 vote)



Utility User Taxes

There were 23 measures to increase or expand utility user taxes. Thirteen cities and the County of Los Angeles asked voters to modify their existing Utility User Taxes (UUTs) on telecommunications to cover new telecommunications technologies just like traditional telephone service while expanding or maintaining existing rates. Nine measures proposed

Utility User Tax Measures - Nov 2008

	<u>Proposed</u>	<u>Passed</u>
Expand what is taxed & reduce rate	8	8
Expand what is taxed & maintain rate	6	6
New or increase	9	3
	23	17

² One measure spanned two counties: Marin and Sonoma (Measure Q – rail transit)

to increase UUT rates, including 2 from the proposed City of Rossmoor, and Holtville's dedicated to police services, making it a 2/3 vote special tax.

All fourteen measures to expand existing UUTs passed, whether maintaining or reducing the rate. But just three of the nine UUT rate increase proposals were approved: Sebastopol, Cathedral City, and San Gabriel.

In Seaside, voters turned back a citizen referendum to repeal the city's 6% utility user tax.

Utility User Tax Measures

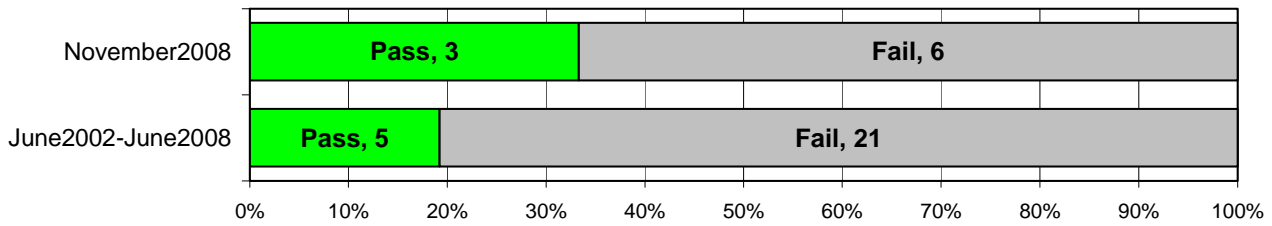
<u>Agency Name</u>	<u>County</u>	<u>Rate</u>	<u>%Need</u>	<u>YES%</u>	<u>NO%</u>	
City of Inglewood	Los Angeles County	Measure UUT 10%to8%	expand	50.0%	84.2%	15.8% PASS
City of San Leandro	Alameda County	Measure RR 6%to5.7%	expand	50.0%	83.8%	16.2% PASS
City of San Jose	Santa Clara County	Measure K 5%to4.5%	expand	50.0%	79.4%	20.6% PASS
City of Lakewood	Los Angeles County	Measure L maintain3%	expand	50.0%	78.9%	21.1% PASS
City of Moreno Valley	Riverside County	Measure P 6%to5.75%	expand	50.0%	78.7%	21.4% PASS
City of Hawthorne	Los Angeles County	Measure V maintain5%	expand	50.0%	73.4%	26.6% PASS
City of Santa Barbara	Santa Barbara County	Measure G 6%to5.75%	expand	50.0%	70.6%	29.4% PASS
City of Cathedral City	Riverside County	Measure L 3%	new	50.0%	68.0%	32.0% PASS
City of San Gabriel	Los Angeles County	Measure SG 6%to8%	increase	50.0%	66.1%	33.9% PASS
City of Indio	Riverside County	Measure K maintain5%	expand	50.0%	66.0%	34.0% PASS
City of Lynwood	Los Angeles County	Measure II 10%to9%	expand	50.0%	65.4%	34.7% PASS
City of Lynwood	Los Angeles County	Measure HH	ADVISORY	50.0%	59.7%	40.3% PASS
City of Sacramento	Sacramento County	Measure O 7.5%to7%	expand	50.0%	64.2%	35.8% PASS
County of Los Angeles	Los Angeles County	Measure U 5%to4.5%	expand	50.0%	62.9%	37.1% PASS
City of Stockton	San Joaquin County	Measure U maintain7%	expand	50.0%	61.1%	38.9% PASS
City of Sebastopol	Sonoma County	Measure M 4%gas&electric	new 6yrs	50.0%	59.4%	40.6% PASS
City of Long Beach	Los Angeles County	Measure G maintain5%	expand	50.0%	59.9%	40.1% PASS
City of Santa Monica	Los Angeles County	Measure SM maintain10%	expand	50.0%	51.4%	48.6% PASS
City of Holtville	Imperial County	Measure C 5%to9%	increase Police	66.7%	57.2%	42.8% FAIL
City of Hemet	Riverside County	Measure O 5%	new	50.0%	45.2%	54.8% FAIL
City of Morgan Hill	Santa Clara County	Measure G 2%	new	50.0%	35.0%	65.0% FAIL
Proposed City of Rossmoor	Orange County	Measure U2 7%electr.gas,water	increase	50.0%	29.3%	70.7% FAIL
City of Pomona	Los Angeles County	Measure PC 9%to10%	increase 26 months	50.0%	27.6%	72.4% FAIL
Proposed City of Rossmoor	Orange County	Measure U3 9%electr.gas,water	increase	50.0%	20.2%	79.8% FAIL
City of Seaside	Monterey County	Measure E repeal6%	repeal	50.0%	42.9%	57.1% FAIL

There were also five measures asking voters to validate charges as taxes that had previously been imposed as regulatory fees for 911 services and had come under legal challenge. Voters agreed in San Leandro, San Jose and San Francisco, but rejected the idea in Watsonville and Santa Cruz County.

Utility User Tax Measures - 911 Fees to Taxes

<u>Agency Name</u>	<u>County</u>	<u>Rate</u>	<u>%Need</u>	<u>YES%</u>	<u>NO%</u>	
City of San Leandro	Alameda County	Measure SS \$24.72/line		66.7%	77.9%	22.1% PASS
City of San Jose	Santa Clara County	Measure J \$1.57/line-replacing\$1.75fee		50.0%	77.5%	22.5% PASS
San Francisco	San Francisco	Measure O \$2.75/mo/line, higher on commercial		50.0%	66.3%	33.7% PASS
County of Santa Cruz	Santa Cruz County	Measure B \$1.47/line/month		50.0%	48.7%	51.3% FAIL
City of Watsonville	Santa Cruz County	Measure C \$2.05/line/month		50.0%	45.9%	54.1% FAIL

Utility User Tax Increases



Transient Occupancy (Hotel) Taxes

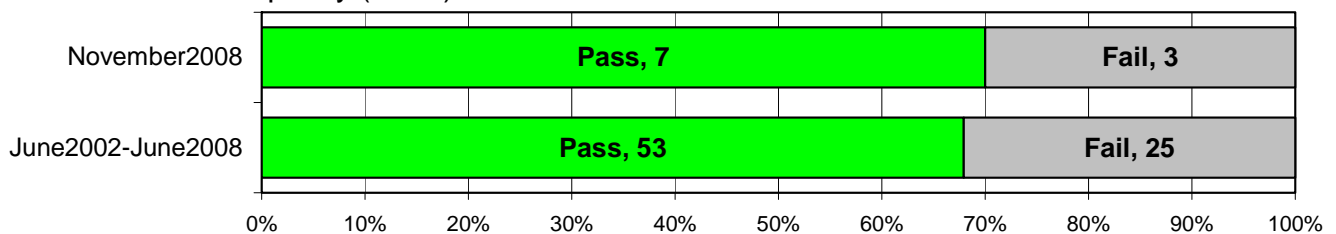
Voters in eleven cities and the County of Siskiyou considered increasing their Transient Occupancy (Hotel) Tax. All were majority-vote general purpose taxes except for the City of Encinitas which pledged its 2% rate on vacation rentals to beach maintenance. The City of Big Bear Lake accompanied its proposal with a companion advisory measure to use the funds for the renovation of various public facilities.

Seven of the 12 measures passed. Voters in Kerman, one of the few cities in California without a TOT, rejected a new 8% rate by a single vote: 1,139 “yes” to 1,140 “no.”

Transient Occupancy Tax Tax Measures

Agency Name	County	Rate	%Needed	YES%	NO%	
City of Kingsburg	Fresno County	Measure A 8% to 12%	50.0%	75.6%	24.4%	PASS
Town of Windsor	Sonoma County	Measure N 8% to 12%	50.0%	70.2%	29.8%	PASS
City of Encinitas	San Diego County	Prop K +2% on Vacation Rent Beach Mntnc	66.7%	70.0%	30.0%	PASS
City of Fremont	Alameda County	Measure MM 8% to 10%	50.0%	65.5%	34.5%	PASS
City of Eureka	Humboldt County	Measure E 9% to 10%	50.0%	62.6%	37.4%	PASS
City of Del Mar	San Diego County	Prop H 10.5% to 13%	50.0%	62.5%	37.5%	PASS
City of Big Bear Lake	San Bernardino County	Measure Y 6% to 7% @ 1/1/09, to 8% @ 1/1/10	50.0%	60.2%	39.8%	PASS
City of Big Bear Lake	San Bernardino County	Measure YY ADVISORY Facilities Renovation	50.0%	78.6%	21.4%	PASS
City of Kerman	Fresno County	Measure T 8% 1 vote margin	50.0%	50.0%	50.0%	FAIL
City of Solvang	Santa Barbara County	Measure B 10% to 11%	50.0%	49.3%	50.8%	FAIL
County of Siskiyou	Siskiyou County	Measure M 8% to 10%	50.0%	44.8%	55.2%	FAIL
City of Victorville	San Bernardino County	Measure C 7% to 10%	50.0%	38.4%	61.6%	FAIL
City of Selma	Fresno County	Measure R 6% to 10%	50.0%	35.8%	64.2%	FAIL

Transient Occupancy (Hotel) Tax Measures



Parcel Taxes

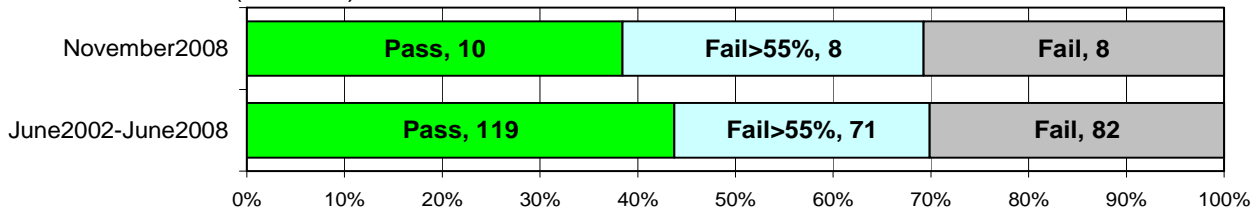
There were 26 non-school parcel taxes proposed: nine city, one county and 16 special districts. Parcel taxes require approval of a 2/3 supermajority. Ten passed, eight failing with over 55% “yes” votes. This was a similar success rate to other parcel tax measures since 2001. Parcel taxes for fire and/or police ranging from \$45 to \$153 per parcel passed in seven jurisdictions. A \$48/parcel tax for transit passed in Alameda/Contra Costa and a \$28/parcel tax for beach and river restoration passed in Santa Cruz.

Among the failing measures were many police and fire service taxes, as well as several for streets or parks/recreation.

City and Special District Parcel Taxes (2/3 vote)

<u>Agency Name</u>	<u>County</u>	<u>Rate(SingleFamRes)</u>	<u>Purpose</u>	<u>YES%</u>	<u>NO%</u>	
Piru Cemetery District	Ventura County	Measure M \$25/parcel	Cemetery	86.7%	13.3%	PASS
City of Santa Cruz	Santa Cruz County	Measure E \$28/SFparcel, \$94/others, \$10/undvlpd.	Beaches/Rivers	76.4%	23.7%	PASS
McCloud Community Services District	Siskiyou County	Measure T \$153/parcel	Fire	76.1%	23.9%	PASS
Gold Ridge Fire Protection District	Sonoma County	Measure O \$45/parcel	Fire	75.7%	24.3%	PASS
County Service Area 40	Kern County	Measure K \$70/parcel	Fire/EMS	75.4%	24.6%	PASS
El Medio Fire Protection District	Butte County	Measure B \$58/parcel	Fire/EMS	72.4%	27.6%	PASS
City of Union City	Alameda County	Measure UU \$95to\$112/pc extend	Police/Fire	72.5%	27.5%	PASS
City of Berkeley	Alameda County	Measure GG \$.04083/sf	fire/ems	71.7%	28.3%	PASS
Alameda-Contra Costa Transit District	Alameda/Contra Costa Co	Measure VV \$48/parcel	Transit	71.6%	28.4%	PASS
Twin Cities Police Authority	Marin County	Measure E \$109/parcel \$20M bond	Police	69.3%	30.7%	PASS
City of Los Angeles	Los Angeles County	Measure A \$36/parcel	GangPrevention	66.3%	33.7%	FAIL
City of Albany	Alameda County	Measure EE Incr existing \$18/yr by 4%/yr beginning FY10-11	EmergencyMedic	64.0%	36.0%	FAIL
County of San Diego	San Diego County	Prop A \$52/parcel	Fire	63.6%	36.4%	FAIL
Lake Shastina Community Services Di	Siskiyou County	Measure R \$97/parcel	Police	62.0%	38.0%	FAIL
Zone306 CSA P-6	Contra Costa County	Measure F \$108/parcel	Police	60.2%	39.8%	FAIL
City of Parlier	Fresno County	Measure S \$300/parcel	Police & Fire	60.0%	40.0%	FAIL
Cameron Estates Community Services	El Dorado County	Measure H incr.by\$25to\$500	Streets	55.7%	44.3%	FAIL
City of San Leandro	Alameda County	Measure TT \$48/parcel	Police	55.8%	44.2%	FAIL
City of Oakland	Alameda County	Measure NN \$107(incr to \$267 over 3yr	Police	55.0%	45.1%	FAIL
Weaverville/Douglas City Parks and R	Trinity County	Measure U ad valorem*	pool	53.1%	46.9%	FAIL
City of Long Beach	Los Angeles County	Measure I \$120/parcel	various	52.9%	47.1%	FAIL
County of Lassen	Lassen County	Measure R \$25/parcel	SwimmingPool	52.1%	47.9%	FAIL
Arrowbear Park County Water District	San Bernardino County	Measure U \$45/parcel	Fire equip	49.0%	51.0%	FAIL
Greater Hayfork Valley Park and Recr	Trinity County	Measure V \$20/parcel	Park/Rec	45.1%	54.9%	FAIL
Post Mountain Public Utilities District	Trinity County	Measure T \$35/parcel	roads	41.3%	58.7%	FAIL
Scott Valley Fire and Emergency Resp	Siskiyou County	Measure N \$40/parcel	Fire/EMS	41.2%	58.8%	FAIL

Parcel Taxes (2/3 vote)



Property Transfer Taxes

Charter cities may adopt and increase property transfer taxes with voter approval. Three were proposed for general purposes, requiring majority voter approval. Voters in San Francisco and Alameda passed their measures. Measure DD in Albany failed.

Property Transfer Taxes

<u>Agency Name</u>	<u>County</u>	<u>Measure Na</u>	<u>Rate</u>	<u>YES%</u>	<u>NO%</u>	
San Francisco	San Francisco	Measure N	incr from 0.75% to 1.5% on property over \$5M	69.0%	31.0%	PASS
City of Alameda	Alameda County	Measure P	\$5.40to\$12.00per\$1,000	20yrs 50.7%	49.3%	PASS
City of Albany	Alameda County	Measure DD	\$11.50to\$14.50per\$1,000	44.0%	56.0%	FAIL

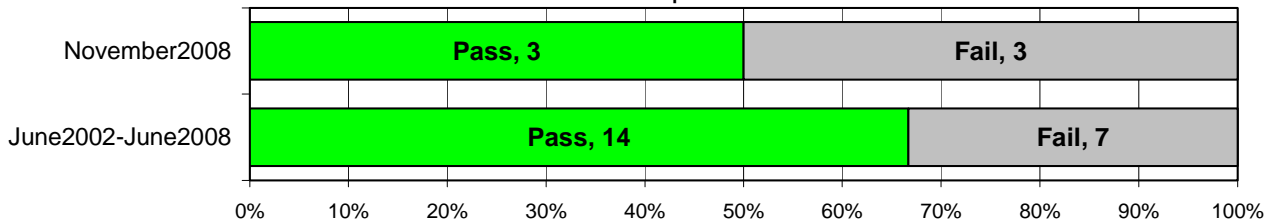
Business License Taxes

Six proposals to revise and increase Business License Taxes were considered in five locales. All are majority vote general taxes except Brisbane’s Measure T, a 2/3 vote special tax dedicated to public facility improvements. Half passed with both San Mateo County measures failing.

Business License Tax Measures

<u>Agency Name</u>	<u>County</u>	<u>Rate</u>	<u>leeded</u>	<u>YES%</u>	<u>NO%</u>	
San Francisco	San Francisco	Measure Q	50.0%	74.1%	25.9%	PASS
City of Richmond	Contra Costa County	Measure T	50.0%	72.3%	27.8%	PASS
City of Brisbane	San Mateo County	Measure T	0.075%	66.7%	70.3%	29.7% PASS
County of San Mateo	San Mateo County	Measure Q	8%onParking	50.0%	47.9%	52.1% FAIL
County of San Mateo	San Mateo County	Measure R	2.5%onVehRentals	50.0%	47.5%	52.5% FAIL
City of Oakley	Contra Costa County	Measure L	50.0%	42.5%	57.5%	FAIL

Business License Tax Measures - General Purpose



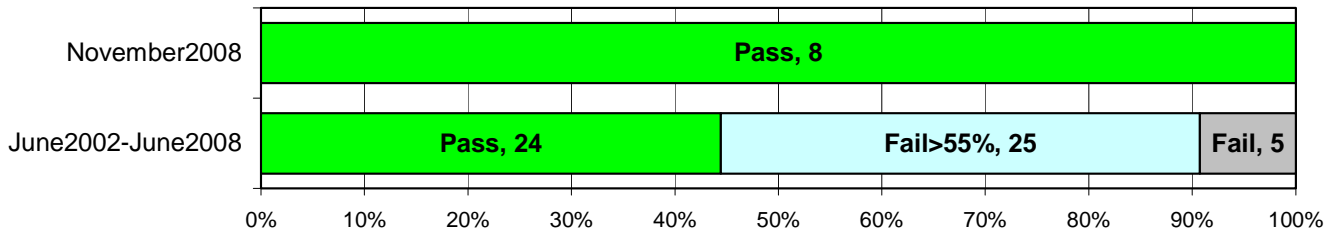
General Obligation Bonds

Non-school local general obligation bond measures require 2/3 supermajority voter approval and involve the approval of a “tax override,” a higher ad-valorem (property-value-based) tax rate to pay off the approved bonds. There were eight non-school local G.O. bond measures for hospitals (3), libraries (4) and parks (2) totaling \$1.675 billion in municipal financing. The largest is San Francisco’s \$888 million measure for its hospital system. All passed, a surprisingly high success rate given historic passage rates and the current condition of the economy.

City, County and Special District Bond Measures (2/3 vote)

<u>Agency Name</u>	<u>County</u>	<u>Measure</u>	<u>Amount</u>			<u>YES%</u>	<u>NO%</u>	
San Francisco	San Francisco	Measure A	\$0.0059 per\$100AV	\$887.4M	Hospital	84.3%	15.7%	PASS
Sonoma Valley Health Care Distric	Sonoma County	Measure P	\$0.0014 per\$100AV	\$35M	Hospital	80.8%	19.2%	PASS
County of Santa Clara	Santa Clara County	Measure A	\$0.0014 per\$100AV	\$84M	Hospital	78.0%	22.0%	PASS
East Bay Regional Park District	Alameda/Contra Costa	Measure WW	\$0.001 per \$100AV	\$500M	Parks	71.4%	28.6%	PASS
City of Palo Alto	Santa Clara County	Measure N	\$0.02874 per\$100AV	\$76M	Library	69.5%	30.5%	PASS
City of Martinez	Contra Costa County	Measure H	\$0.018 per\$100AV	\$30M	Parks/Library	68.4%	31.6%	PASS
City of Gilroy	Santa Clara County	Measure F	\$0.0116 per\$100AV	\$37M	Library	68.1%	31.9%	PASS
City of Berkeley	Alameda County	Measure FF	\$0.018 per\$100/AV	\$26M	Library	67.7%	32.3%	PASS

Local G.O. Bond Measures - Non-school (2/3 vote)



City Incorporation and Other Measures of Note

Over 70% of voters in the community of Rossmoor in Orange County said “no” to a proposal to become California’s 481st city. The companion utility tax increase proposals needed to make the city financially viable probably did not help the idea and also failed (see “utility user taxes” above).

Residents of the cities of Santee and Buena Park voted to adopt city charters rather than remain “general law” cities, but charter city proposals in Davis and Rosemead were defeated.

Charter City			<u>YES%</u>	<u>NO%</u>	
<u>Agency Name</u>	<u>County</u>	<u>Measure</u>			
City of Santee	San Diego County	Prop P	69.7%	30.3%	PASS
City of Buena Park	Orange County	Measure P	58.1%	41.9%	PASS
City of Davis	Yolo County	Measure N	45.7%	54.3%	FAIL
City of Rosemead	Los Angeles County	Measure CC	37.2%	62.8%	FAIL

Voters in Pacific Grove approved a measure to provide 401k-style “defined contribution” retirement plans to employees instead of defined benefit pensions. A Yorba Linda measure was approved eliminating the use of eminent domain for “private economic development purposes.” In Chula Vista, voters approved a measure to elect, rather than have the City Council appoint, their City Attorney. Voters in Orange County overwhelmingly approved a measure requiring voter approval of any increase in county employee benefits.

Other Measures of Note

<u>Agency Name</u>	<u>County</u>	<u>Measure Narr</u>	<u>Tax/Fee</u>	<u>YES%</u>	<u>NO%</u>	
City of Pacific Grove	Monterey County	Measure Y	EmployeeCompensation	56.3%	43.7%	PASS
City of Yorba Linda	Orange County	Measure BB	eminent domain	79.0%	21.0%	PASS
City of Chula Vista	San Diego County	Prop Q	ElectCityAttorney	59.5%	40.6%	PASS
County of Orange	Orange County	Measure J	EmployeeCompensation	75.2%	24.8%	PASS

Referenda to Repeal Water Rate Increases

Two out of three referenda to repeal increases in water/wastewater rates passed.

Water/Wastewater Rate Repeals

<u>Agency Name</u>	<u>County</u>		<u>Tax/Fee</u>	<u>YES%</u>	<u>NO%</u>	
City of Petaluma	Sonoma County	Measure K	Reduce Water/WastewaterRates	45.8%	54.2%	FAIL
City of Rohnert Park	Sonoma County	Measure L	Reduce Water/WastewaterRates	52.9%	47.1%	PASS
North San Joaquin Water Conservation District	San Joaquin County	Measure V	RepealGroundwaterCharge	54.9%	45.1%	PASS

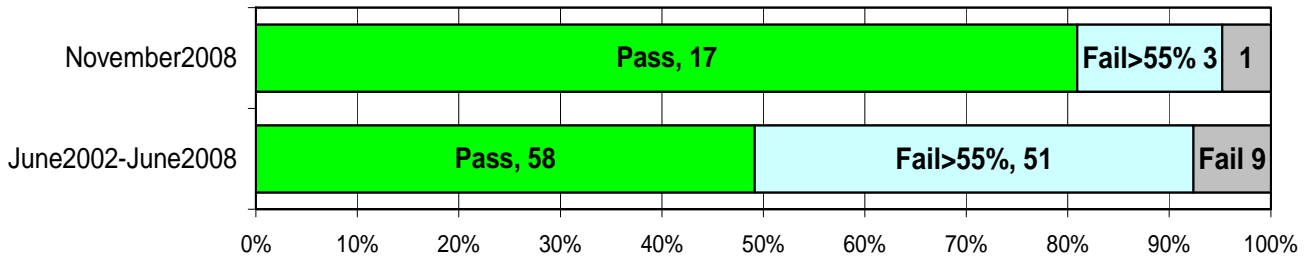
School Parcel Taxes

Parcel taxes were on the ballot in 21 school districts, all but one achieving 55% “yes” vote. But a 2/3 supermajority approval is needed for a parcel tax. Seventeen passed.

School Parcel Taxes (2/3 voter approval)

<u>Agency Name</u>	<u>County</u>	<u>Measure No</u>	<u>Rate/year</u>	<u>Sun</u>	<u>YES%</u>	<u>NO%</u>	
West County Unified School District	Contra Costa County	Measure D	7.2cents/sf extend	5yrs	79.2%	20.8%	PASS
Campbell Union High School District	Santa Clara County	Measure R	\$84/parcel extend	5yrs	78.8%	21.3%	PASS
Live Oak School District	Santa Cruz County	Measure A	\$84/parcel	9yrs	76.7%	23.3%	PASS
Livermore Valley Joint Unified School Distric	Alameda/Contra Costa Co	Measure M	\$138/parcel extend	5yrs	76.1%	23.9%	PASS
Pacific Grove Unified School District	Monterey County	Measure X	\$35/parcel	5yrs	75.8%	24.2%	PASS
Davis Joint Unified School District	Yolo/Solano County	Measure W	\$120/parcel	3yrs	75.5%	24.5%	PASS
Mill Valley School District	Marin County	Measure A	\$193/parcel	4yrs	74.4%	25.6%	PASS
Evergreen School District	Santa Clara County	Measure T	\$90/parcel	5yrs	73.2%	26.8%	PASS
Franklin-McKinley School District	Santa Clara County	Measure U	\$72/parcel	9yrs	73.0%	27.0%	PASS
Bayshore Elementary School District	San Mateo County	Measure Y	\$96/parcel	6yrs	72.3%	27.7%	PASS
Dublin Unified School District	Alameda County	Measure L	\$96/parcel	5yrs	72.1%	28.0%	PASS
Berrysessa Union School District	Santa Clara County	Measure W	\$79/parcel	5yrs	71.9%	28.1%	PASS
Pittsburg Unified School District	Contra Costa County	Measure C	\$65/parcel	7yrs	71.7%	28.3%	PASS
Santa Barbara Elementary School District	Santa Barbara County	Measure I	\$27/parcel	4yrs	71.6%	28.4%	PASS
Belmont-Redwood Shores School District	San Mateo County	Measure U	\$78/parcel	7yrs	71.3%	28.7%	PASS
Santa Barbara High School District	Santa Barbara County	Measure H	\$23/parcel	4yrs	70.7%	29.3%	PASS
Martinez Unified School District	Contra Costa County	Measure B	\$50/parcel	5yrs	69.3%	30.7%	PASS
Ojai Unified School District	Ventura County	Measure P	\$89/parcel	7yrs	65.9%	34.1%	FAIL
San Carlos School District	San Mateo County	Measure S	\$75/parcel+3%/yr		65.6%	34.4%	FAIL
Oakland Unified School District	Alameda County	Measure N	\$120/parcel	10yrs	61.5%	38.5%	FAIL
Alta-Dutch Flat Union School District	Placer County	Measure T	\$45/parcel	4yrs	54.7%	45.4%	FAIL

School Parcel Taxes



School Bonds

There were 95 school bond measures on the ballot for a total of \$22.44 billion in bond authorizations. All but three measures met the criterion for the measure to require 55% approval rather than 2/3. The Centinela Valley, Planada Elementary and Plumas Lake school district measures required 2/3 supermajority approval.

Eighty-seven (87) of the 95 measures passed (totaling \$22.2 billion).

School Bond Measures

Agency Name	County	Measure Nar	Amount	%Needed	YES%	NO%	
Lakeside Union School District	Kern County	Measure I	\$22.5M	55.0%	77.6%	22.4%	PASS
South Bay Union Elementary School District	San Diego County	Prop X	\$59.4M	55.0%	76.4%	23.6%	PASS
Rosemead School District	Los Angeles County	Measure O	\$30M	55.0%	74.9%	25.1%	PASS
Alhambra Unified Neighborhood Elementary	Los Angeles County	Measure MM	\$50M	55.0%	74.9%	25.1%	PASS
Pasadena Unified School District	Los Angeles County	Measure TT	\$350M	55.0%	74.5%	25.5%	PASS
Pomona Unified School District	Los Angeles County	Measure PS	\$235M	55.0%	74.5%	25.5%	PASS
Oak Grove School District	Santa Clara County	Measure S	\$125M	55.0%	74.2%	25.8%	PASS
El Monte Union High School District	Los Angeles County	Measure D	\$148M	55.0%	74.2%	25.8%	PASS
Torrance Unified School District	Los Angeles County	Measure Y	\$265M	55.0%	74.1%	26.0%	PASS
John Swett High School	Contra Costa County	Measure A	\$20M	55.0%	73.4%	26.6%	PASS
San Lorenzo Unified School District	Alameda County	Measure O	\$83M	55.0%	73.3%	26.7%	PASS
Colton Joint Unified School District	San Bernardino/ Riverside	Measure G	\$225M	55.0%	73.3%	26.7%	PASS
Lemon Grove Elementary School District	San Diego County	Prop W	\$28M	55.0%	72.8%	27.2%	PASS
El Monte City School District	Los Angeles County	Measure KC	\$75M	55.0%	72.5%	27.5%	PASS
Savanna Elementary School District	Orange County	Measure N	\$24.935M	55.0%	72.5%	27.5%	PASS
Whittier Union High School District	Los Angeles County	Measure W	\$75M	55.0%	72.2%	27.8%	PASS
Long Beach Unified School District	Los Angeles County	Measure K	\$1,200M	55.0%	72.1%	27.9%	PASS
Ceres Unified School District	Stanislaus County	Measure U	\$60M	55.0%	71.4%	28.6%	PASS
College of the Sequoias Community College District	Tulare/Kings County	Measure J	\$60M	55.0%	71.3%	28.7%	PASS
Torrance Unified School District	Los Angeles County	Measure Z	\$90M	55.0%	71.2%	28.8%	PASS
Richland School District	Kern County	Measure J	\$23M	55.0%	71.2%	28.8%	PASS
Centinela Valley Union High School District	Los Angeles County	Measure CV	\$98M	66.7%	70.8%	29.2%	PASS
Central School District	San Bernardino County	Measure A	\$31M	55.0%	70.7%	29.3%	PASS
Southwestern Community College District	San Diego County	Prop R	\$389M	55.0%	70.6%	29.4%	PASS
Santa Paula Union High School District	Ventura County	Measure Q	\$39M	55.0%	70.4%	29.6%	PASS
Mojave Unified School District	Kern County	Measure G	\$14M	55.0%	70.4%	29.6%	PASS
Stanislaus Union School District	Stanislaus County	Measure T	\$39.8M	55.0%	70.1%	29.9%	PASS
Los Angeles Community College District	Los Angeles County	Measure J	\$3,500M	55.0%	70.1%	29.9%	PASS
Mt. San Antonio Community College District	Los Angeles & Orange Co	Measure RR	\$353M	55.0%	70.0%	30.1%	PASS
Millbrae School District	San Mateo County	Measure X	\$30M	55.0%	69.7%	30.3%	PASS
Tracy Unified School District	San Joaquin County	Measure S	\$43.1M	55.0%	69.6%	30.4%	PASS
Bishop Union Elementary School District	Inyo County	Measure A	\$3M	55.0%	69.6%	30.4%	PASS
Cypress School District	Orange County	Measure M	\$53.6M	55.0%	69.2%	30.8%	PASS
Klamath-Trinity Joint Unified School District	Humboldt / Trinity Count	Measure H	\$5.95M	55.0%	69.2%	30.8%	PASS
Planada Elementary School District	Merced County	Measure O	\$2.9M	66.7%	69.1%	30.9%	PASS
Los Angeles Unified School District	Los Angeles County	Measure Q	\$7,000M	55.0%	69.1%	30.9%	PASS
Bellevue Union School District	Sonoma County	Measure J	\$19M	55.0%	68.8%	31.2%	PASS

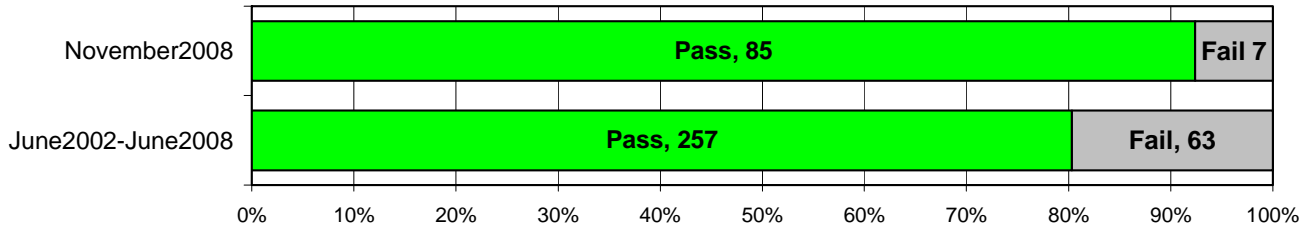
School Bond Measures (continued)

<u>Agency Name</u>	<u>County</u>	<u>Measure Nar</u>	<u>Rate</u>	<u>%Neede</u>	<u>YES%</u>	<u>NO%</u>	
San Diego Unified School District	San Diego County	Prop S	\$2,100M	55.0%	68.2%	31.8%	PASS
Helendale School District	San Bernardino County	Measure X	\$20M	55.0%	68.2%	31.9%	PASS
Southern Kern Unified School District	Kern County	Measure H	\$24M	55.0%	67.8%	32.2%	PASS
El Segundo Unified School District	Los Angeles County	Measure M	\$14M	55.0%	67.3%	32.7%	PASS
Terra Bella Union Elementary School District	Tulare County	Measure K	\$3.3M	55.0%	67.2%	32.8%	PASS
Victor Valley Union High School District	San Bernardino County	Measure V	\$500M	55.0%	67.2%	32.8%	PASS
Gilroy Unified School District	Santa Clara County	Measure P	\$150M	55.0%	66.7%	33.3%	PASS
Victor Elementary School District	San Bernardino County	Measure E	\$150M	55.0%	66.6%	33.4%	PASS
Cascade Union Elementary School District	Shasta County	Measure C	\$12.4M	55.0%	66.2%	33.8%	PASS
Patterson Joint Unified School District	Stanislaus / Santa Clara C	Measure V	\$50M	55.0%	65.7%	34.3%	PASS
Susanville Elementary School District	Lassen County	Measure S	\$9M	55.0%	65.6%	34.4%	PASS
Moorpark Unified School District	Ventura County	Measure S	\$39.5M	55.0%	65.4%	34.6%	PASS
College of the Sequoias Community College Distri	Tulare County	Measure I	\$47M	55.0%	65.1%	34.9%	PASS
Wheatland School District	Yuba County	Measure R	\$5.7M	55.0%	65.1%	34.9%	PASS
Los Alamitos Unified School District	Orange County	Measure K	\$126M	55.0%	65.0%	35.0%	PASS
Beverly Hills Unified School District	Los Angeles County	Measure E	\$334M	55.0%	64.9%	35.1%	PASS
Lakeside Union Elementary School District	San Diego County	Prop V	\$79.55M	55.0%	64.6%	35.4%	PASS
Newman-Crows Landing Unifi ed School District	Stanislaus County	Measure R	\$25M	55.0%	64.3%	35.7%	PASS
Acalanes Union High School District	Contra Costa County	Measure E	\$93M	55.0%	64.2%	35.8%	PASS
West Hills Community College District	Fresno/Madera/SanBenit	Measure C	\$11.6M	55.0%	64.1%	35.9%	PASS
West Hills Community College District	Fresno/Kings/Madera/Sar	Measure E	\$70.6M	55.0%	63.4%	36.6%	PASS
Westminster School District	Orange County	Measure O	\$130M	55.0%	63.0%	37.0%	PASS
Westside Union School District	Los Angeles County	Measure WS	\$63.5M	55.0%	63.0%	37.0%	PASS
Central Unified School District	Fresno County	Measure B	\$152M	55.0%	63.0%	37.0%	PASS
Merced Union High School District	Merced County	Measure M	\$149.45M	55.0%	62.6%	37.4%	PASS
Santa Monica Community College District	Los Angeles County	Measure AA	\$295M	55.0%	62.1%	38.0%	PASS
Marysville Joint Unified School District	Yuba / Butte Counties	Measure P	\$47M	55.0%	61.9%	38.1%	PASS
Beaumont Unified School District	Riverside & San Bernardi	Measure Z	\$125M	55.0%	61.8%	38.2%	PASS
Happy Valley Union Elementary School	Shasta County	Measure E	\$3.8M	55.0%	61.7%	38.4%	PASS
Center Unified School District	Sacramento,Placer Counti	Measure N	\$500M	55.0%	61.5%	38.5%	PASS
Rim of the World Unified School District	San Bernardino County	Measure W	\$23.34M	55.0%	61.5%	38.5%	PASS
Manhattan Beach Unified School District	Los Angeles County	Measure BB	\$67.48M	55.0%	61.1%	39.0%	PASS
Bonita Unified School District	Los Angeles County	Measure AB	\$83.56M	55.0%	60.8%	39.2%	PASS
Victor Valley Community College District	Los Angeles & San Berna	Measure JJ	\$297.5M	55.0%	60.7%	39.3%	PASS
Cold Spring School District	Santa Barbara County	Measure C	\$2.44M	55.0%	60.4%	39.6%	PASS
William S. Hart Union High School District	Los Angeles County	Measure SA	\$300M	55.0%	60.4%	39.6%	PASS
Bret Harte Union High School District	Calaveras County	Measure K	\$18M	55.0%	59.6%	40.4%	PASS
Lake Tahoe Unified School District	El Dorado County	Measure G	\$15.4M	55.0%	59.4%	40.6%	PASS
Oroville Union High School District	Butte County	Measure G	\$12M	55.0%	59.2%	40.8%	PASS
Escondido Union High School District	San Diego County	Prop T	\$98M	55.0%	59.0%	41.0%	PASS
Tustin Unified School District	Orange County	Measure L	\$95M	55.0%	58.5%	41.5%	PASS
Del Norte County School District	Del Norte County	Measure A	\$25M	55.0%	57.6%	42.4%	PASS
Siskiyou Union High School District	Siskiyou County	Measure Q	\$12.5M	55.0%	57.4%	42.6%	PASS
Gateway Unified School District	Shasta County	Measure G	\$19M	55.0%	57.0%	43.0%	PASS
Los Rios Community College District	Sacramento,ElDorado,Sol	Measure M	\$475M	55.0%	57.0%	43.0%	PASS

School Bond Measures (continued)

<u>Agency Name</u>	<u>County</u>	<u>Measure Nar</u>	<u>Rate</u>	<u>%Neede</u>	<u>YES%</u>	<u>NO%</u>	
Oak Park Unified School District	Ventura County	Measure R	\$29.445M	55.0%	57.0%	43.0%	PASS
Grossmont Union High School District	San Diego County	Prop U	\$417M	55.0%	56.6%	43.4%	PASS
Gold Oak Union School District	El Dorado County	Measure E	\$8.95M	55.0%	56.1%	43.9%	PASS
Acton-Agua Dulce Unified School District	Los Angeles County	Measure CF	\$13M	55.0%	55.8%	44.2%	PASS
Pacheco Union School District	Shasta County	Measure B	\$11M	55.0%	55.7%	44.3%	PASS
Plumas Lake School District	Yuba County	Measure Q	\$20M	66.7%	54.8%	45.2%	FAIL
Columbia School District	Shasta County	Measure D	\$9.5M	55.0%	54.1%	45.9%	FAIL
Colfax School District	Placer County	Measure Q	\$2.5M	55.0%	53.6%	46.4%	FAIL
Sierra Unified School District	Fresno County	Measure W	\$10M	55.0%	51.0%	49.1%	FAIL
Tahoe Truckee Unified School District	Placer,Nevada Counties	Measure U	\$93.53M	55.0%	49.1%	50.9%	FAIL
Sierra Unified School District	Fresno County	Measure V	\$12M	55.0%	48.6%	51.4%	FAIL
Mammoth School District	Mono County	Measure K	\$65M	55.0%	47.7%	52.3%	FAIL
Biggs Unified School District	Butte County	Measure E	\$6.9M	55.0%	45.7%	54.3%	FAIL

School Bonds (55%)



For more information: Michael Coleman 530-758-3952. coleman@cal.net

Source: County elections offices.

mc