

Local Revenue Measures in California November 2012 Results


The November 6, 2012 presidential election featured 368 local measures in California on questions including land use development, government organization, bond authorizations and tax increases. Among these were 240 measures seeking approval for taxes, bonds or fees, including three by initiative. Three other measures sought by initiative to reduce previously approved taxes.

This volume of local measures is quite comparable to the number of local measures on each of the last two presidential election ballots in California. In November 2008, there were 233 revenue measures including 116 school bonds and taxes. In November 2004, there were 249 revenue measures including 86 school bonds or taxes.

K-12 schools districts and community colleges requested total of \$14.429 billion in 106 separate bond measure authorizations for school bonds to construct facilities, acquire equipment and make repairs and upgrades. There were 25 measures to increase or extend school parcel taxes.

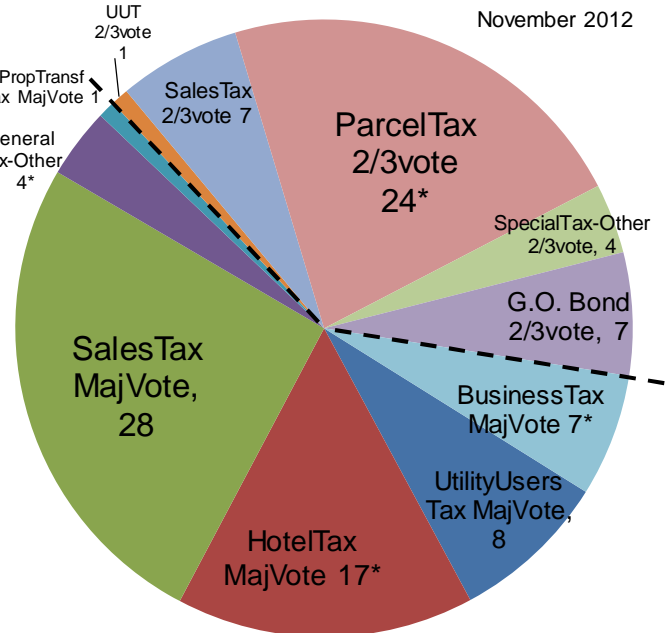
Among the 109 non-school local revenue measures were seven general obligation bond measures and 36 special taxes and parcel taxes requiring two-thirds voter approval. There were 35 proposals to extend or increase transactions and use taxes (so-called add-on sales taxes) and 24 proposals to increase or extend non-school parcel taxes.

Proposed Local Revenue Measures November 2012



© 2012 Michael Coleman

Types of Non-School Local Tax Measures



*Vacaville's Measure M combined a business license tax, parcel tax and hotel tax. It is counted here as a "General Tax - other"

© 2012 Michael Coleman

Overall Passage Rates

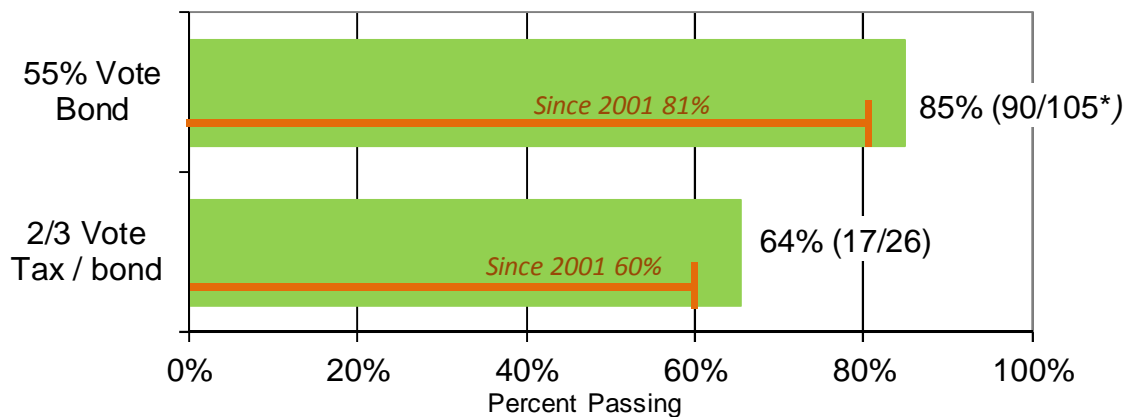
Following post-election night canvases and recounts, five additional 55% school bond measures and one additional two-thirds vote school parcel tax were declared passing. This brings the total number of passing measures to 178 of the 240 tax/revenue measures proposed.

Local Revenue Measures November 2012

| | Total | Pass | Passing% |
|--|------------|------------|------------|
| City General Tax (Majority Vote) | 60 | 48 | 80% |
| County General Tax (Majority Vote) | 6 | 4 | 67% |
| City Special Tax or G.O. bond (2/3 Vote) | 15 | 5 | 33% |
| County (Special Tax) 2/3 Vote | 12 | 7 | 58% |
| Special District (2/3) | 16 | 7 | 44% |
| School Parcel Tax 2/3 | 25 | 16 | 64% |
| School Bond 2/3 | 1 | 1 | 100% |
| School Bond 55% | 105 | 90 | 86% |
| Total | 240 | 178 | 74% |
| Redux by initiative | 3 | 0 | 0% |

The rate of passage of school measures slightly exceeded historic passage rates. Final results indicate 90 of the 105 55% school bonds passed. The one two-thirds vote school bond passed as well as 16 of the 25 school parcel taxes.

School Tax & Bond Measures November 2012

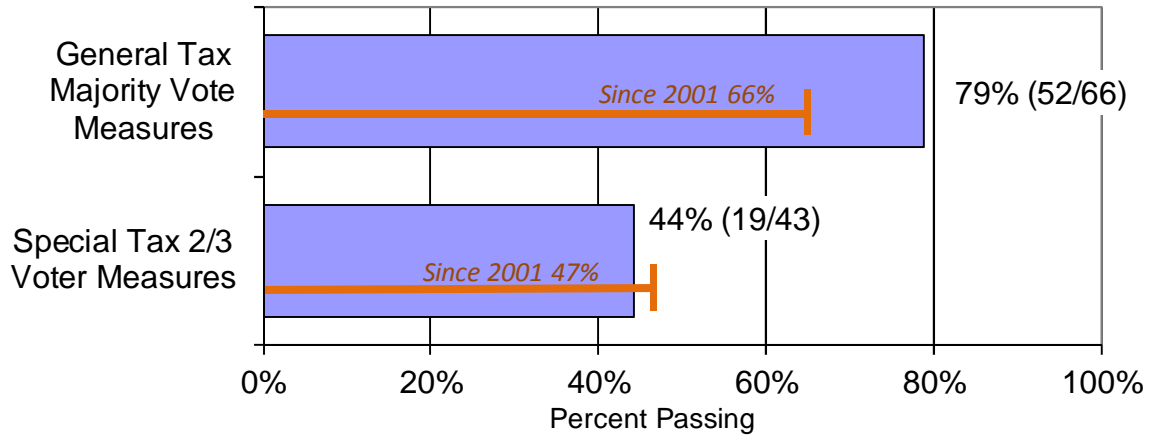


*One school bond required two-thirds approval. It passed.

Local non-school majority vote tax measures did somewhat better this election than in prior years with 52 of 66 passing. Among the failing measures were three taxes proposed in San Diego County cities as a part of marijuana dispensary initiatives. These taxes on the sale of marijuana probably could not have been implemented had they passed.

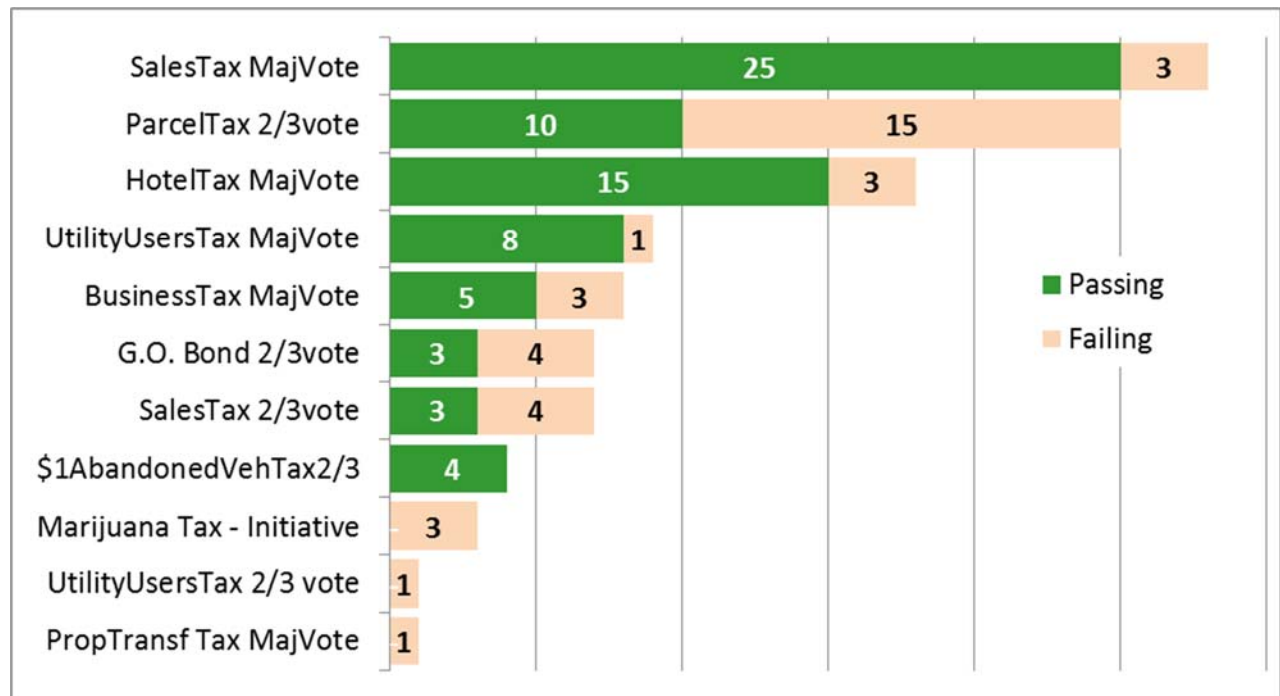
Among the 43 non-school special taxes, parcel taxes and bonds requiring two-thirds voter approval, 19 passed, a very similar passage rate compared to past elections.

City / County / Special District Tax & Bond Measures November 2012



General purpose tax measures fared especially well, especially add-on sales taxes (local transactions and use taxes). Parcel taxes and G.O. bonds had a much more difficult time, mostly, it appears, due to the two-thirds supermajority vote thresholds. Five of the 25 non-school parcel taxes failed to even garner 50% yes votes.

Passing and Failing City / County / Special District Measures by Type November 2012



Local Add-On Sales Taxes (Transaction and Use Taxes)

Twenty five cities and three counties proposed general purpose majority vote add-on sales tax rates ranging from 1/8 percent in Santa Clara County to one percent in several cities. Voters approved all but three of these measures.

Transactions and Use Tax (Add-on Sales Tax) - General Tax - Majority Approval

| <u>Agency Name</u> | <u>County</u> | <u>Rate</u> | <u>Sunset</u> | <u>YES%</u> | <u>NO%</u> | |
|-----------------------|----------------|-------------------------------------|---------------|--------------|--------------|-------------|
| Albany | Alameda | Measure F 1/2 cent | | 79.0% | 21.0% | PASS |
| Culver City | Los Angeles | Measure Y 1/2percent | 10 yrs | 76.6% | 23.4% | PASS |
| Lathrop | San Joaquin | Measure C 1cent | | 76.0% | 24.1% | PASS |
| Salinas | Monterey | Measure E 1/2cent extend | | 75.7% | 24.3% | PASS |
| Carmel | Monterey | Measure D 1cent | 10yrs | 75.4% | 24.6% | PASS |
| Nevada City | Nevada | Measure L 3/8cent | 5yrs | 74.2% | 25.8% | PASS |
| Sebastopol | Sonoma | Measure Y 1/2cent | 8yrs | 70.8% | 29.2% | PASS |
| Williams | Colusa | Measure G 1/2cent extend | | 70.5% | 29.5% | PASS |
| Rio Vista | Solano | Measure O 3/4cent | 5yrs | 70.2% | 29.8% | PASS |
| Moraga | Contra Costa | Measure K 1cent | 20yrs | 70.1% | 29.9% | PASS |
| Orinda | Contra Costa | Measure L 1/2cent | 10yrs | 69.1% | 30.9% | PASS |
| Vacaville | Solano | Measure M 1/4cent | 5yrs | 69.0% | 31.0% | PASS |
| Commerce | Los Angeles | Measure A 1/2percent | | 67.3% | 32.7% | PASS |
| Fairfield | Solano | Measure P 1cent | 5yrs | 66.5% | 33.6% | PASS |
| Grass Valley | Nevada | Measure N 1/2cent | 10yrs | 66.3% | 33.7% | PASS |
| La Mirada | Los Angeles | Measure I 1cent | 5yrs | 66.0% | 34.0% | PASS |
| County of San Mateo | San Mateo | Measure A 1/2cent | 10years | 64.6% | 35.5% | PASS |
| Sacramento | Sacramento | Measure U 1/2cent | 6yrs | 63.1% | 36.9% | PASS |
| Paso Robles | San Luis Obis | Measure E 1/2cent | 12yrs | 59.0% | 41.0% | PASS |
| | | Measure F Advisory | | 71.3% | 28.7% | PASS |
| Hollister | San Benito | Measure E 1cent extend | 5yrs | 57.4% | 42.6% | PASS |
| County of Santa Clara | Santa Clara | Measure A 1/8cent | 10yrs | 56.3% | 43.7% | PASS |
| Trinidad | Humboldt | Measure G 3/4cent 4/1/2013 for 4yrs | | 55.4% | 44.6% | PASS |
| Healdsburg | Sonoma | Measure V 1/2cent | 10yrs | 55.4% | 44.6% | PASS |
| Half Moon Bay | San Mateo | Measure J 1/2 cent | 3yrs | 53.9% | 46.1% | PASS |
| Capitola | Santa Cruz | Measure O 1/4cent | | 50.8% | 49.2% | PASS |
| Yucca Valley | San Bernaridir | Measure U 1cent | | 48.2% | 51.8% | FAIL |
| County of Plumas | Plumas | Measure D 1/4cent | 4yrs | 36.2% | 63.8% | FAIL |
| Maricopa (224 voters) | Kern | Measure R 1cent | 10yrs | 32.6% | 67.4% | FAIL |

There were seven add-on sales tax measures earmarked for specific purposes. Five of these were county-wide measures. All seven received over 60% yes votes, but four fell short of the two-thirds approval needed including transportation measures in Alameda and Los Angeles and two measures related to roads and water quality in Lake County.

Transactions and Use Tax (Add-on Sales Tax) - Special Tax - Two-Thirds Approval

| Agency Name | County | Rate | Purpose | Sunset | YES% | NO% | |
|-----------------------|---------------|----------------------------|---|---------------|--------------|--------------|-------------|
| County of Napa | Napa | Measure T 1/2cent | streets (was flood) extend 25yrs after 2018 | | 74.4% | 25.6% | PASS |
| County of Marin | Marin | Measure A 1/4cent | openspace | | 73.6% | 26.4% | PASS |
| County fo Fresno | Fresno | Measure B 1/8cent | Library | extend 16yrs | 71.8% | 28.3% | PASS |
| County of Alameda | Alameda | Measure B1 1/2c+1/2c=1cent | transportation | extends&incr | 65.5% | 34.5% | FAIL |
| County of Los Angeles | Los Angeles | Measure J 1/2cent | transportation | extend 30yrs | 64.7% | 35.3% | FAIL |
| County of Lake | Lake | Measure E 1/2cent | water quality | | 62.2% | 37.8% | FAIL |
| Clearlake | Lake | Measure G 1cent | streets/roads | | 61.1% | 38.9% | FAIL |

Transient Occupancy (Hotel) Taxes

There were eighteen measures to increase or expand Transient Occupancy (Hotel) Taxes. All but three passed. Plymouth voters also approved a companion advisory measure that expresses the preference that “the additional revenues be used primarily for the purpose of repairing and maintaining the city’s roadways.”

Transient Occupancy Tax Tax Measures: All General Majority Vote

| Agency Name | County | Rate | YES% | NO% | |
|----------------------|---------------|--------------------------|--------------|--------------|-------------|
| Santa Cruz | Santa Cruz | Measure Q +1%to11% | 82.1% | 17.9% | PASS |
| Vacaville | Solano | Measure L +2%TOT* | 80.1% | 19.9% | PASS |
| Carpinteria | Santa Barbara | Measure E +2%to12% | 77.6% | 22.4% | PASS |
| Menlo Park | San Mateo | Measure K +2%to12% | 73.6% | 26.4% | PASS |
| County of Santa Cruz | Santa Cruz | Measure N +1.5%to11% | 72.1% | 27.9% | PASS |
| Goleta | Santa Barbara | Measure H +2%to12% | 71.5% | 28.5% | PASS |
| Exeter | Tulare | Measure M +4%to8% | 66.2% | 33.8% | PASS |
| Garden Grove | Orange | Measure Y +1.5%to14.5% | 66.1% | 33.9% | PASS |
| County of Amador | Amador | Measure Q +4%to10% | 60.5% | 39.5% | PASS |
| Coronado | San Diego | Proposition F +2%to10% | 60.5% | 39.5% | PASS |
| Plymouth | Amador | Measure R +4%to10% | 57.5% | 42.5% | PASS |
| | | Measure S Advisory | 65.0% | 35.0% | PASS |
| Solvang | Santa Barbara | Measure Z +2%to12% | 57.2% | 42.8% | PASS |
| Santee | San Diego | Proposition U +4%to10% | 56.6% | 43.4% | PASS |
| Buellton | Santa Barbara | Measure D +2%to12% | 54.8% | 45.2% | PASS |
| Willows | Glenn | Measure Q +2%to12% | 52.9% | 47.2% | PASS |
| Pomona | Los Angeles | Measure V +2%to12% | 48.2% | 51.8% | FAIL |
| County of Plumas | Plumas | Measure C +2%to11% | 41.1% | 58.9% | FAIL |
| Red Bluff | Tehama | Measure A 10% camping/RV | 39.6% | 60.4% | FAIL |

*measure is an "excise tax" also includes BLT, etc.

Utility User Taxes

Voters in ten cities considered measures to increase or expand utility user taxes. Several of the proposals were to modernize existing taxes on telecommunications and among these, five proposed a reduction in the tax rate as a part of effectively expanding the tax base to wireless communications. Chico is one of very few cities to have rejected this approach at the polls.

Among the ten measures, only Citrus Heights earmarked the tax for specific purposes. But voters rejected the proposed increase.

Voters in Arcata approved a novel UUT, a 45% tax on excessive electricity use aimed at home grow houses.

Utility User Taxes

| <u>Agency Name</u> | <u>County</u> | <u>Rate</u> | <u>%Needed</u> | <u>YES%</u> | <u>NO%</u> | |
|--------------------|-----------------|---|-----------------|-------------|--------------|--------------------------|
| Berkeley | Alameda | Measure Q same7.5% | expand/reduce | 50.0% | 84.5% | 15.5% PASS |
| San Luis Obispo | San Luis Obispo | Measure D to4.8%from5% | expand/reduce | 50.0% | 83.5% | 16.5% PASS |
| Downey | Los Angeles | Measure D 5%to4.8% | expand/reduce | 50.0% | 79.4% | 20.6% PASS |
| Pinole | Contra Costa | Measure M 8% | extend | 50.0% | 78.7% | 21.3% PASS |
| Los Alamitos | Orange | Measure DD 6%to5% | expand/reduce | 50.0% | 69.5% | 30.5% PASS |
| Arcata | Humboldt | Measure I 45% on excessive electric use | new | 50.0% | 69.0% | 31.0% PASS |
| Bellflower | Los Angeles | Measure P 2% | increase | 50.0% | 61.3% | 38.7% PASS |
| Needles* | San Bernardino | Measure T +2.5%-2.5% fee=no change | validate/extend | 50.0% | 51.4% | 48.6% PASS |
| Chico | Butte | Measure J 5%to4.5% | expand/reduce | 50.0% | 46.9% | 53.2% FAIL |
| Citrus Heights | Sacramento | Measure K +1.75%to4.25% | increase | 66.7% | 44.2% | 55.8% FAIL |

Business License Taxes

There were eight business license tax measures, including two proposals to tax sugared beverages, a new idea among local measures in California. A proposal to increase local taxes on “businesses engaged in the manufacture, piping, refining, storage and wholesale distribution of petroleum products” failed in Rialto. The sugared beverage taxes were resoundingly rejected. Companion measures in both cities that expressed the preferred use of the funds for particular programs did not help. Six other measures passed easily.

Business License Tax Measures: Majority Vote General

| <u>Agency Name</u> | <u>County</u> | <u>Rate</u> | <u>YES%</u> | <u>NO%</u> | |
|--------------------|----------------|----------------------------|--------------|--------------|-------------|
| Vacaville* | Solano | Measure L | 80.1% | 19.9% | PASS |
| Rancho Cordova | Sacramento | Measure L cardrooms | 79.3% | 20.7% | PASS |
| Needles | San Bernardino | Measure S tax on Marijuana | 79.3% | 20.7% | PASS |
| Artesia | Los Angeles | Measure M general incr | 78.0% | 22.0% | PASS |
| San Francisco | San Francisco | Proposition E gross repts | 70.6% | 29.4% | PASS |
| Rialto | San Bernardino | Measure V on petrol busn | 47.1% | 52.9% | FAIL |

*measure is an "excise tax" also includes TOT, parcel tax

Sugared Beverage Taxes

| <u>Agency Name</u> | <u>County</u> | <u>YES%</u> | <u>NO%</u> | |
|--------------------|---------------|-------------|------------|--------------------------|
| Richmond | Contra Costa | Measure N | 33.1% | 66.9% FAIL |
| El Monte | Los Angeles | Measure H | 23.2% | 76.8% FAIL |

Property Transfer Tax

A proposal to increase the property transfer tax in Pomona failed. Pomona pursued the ill-advised approach of placing multiple tax measures on the ballot at once: a hotel tax, a parcel tax (2/3 vote), and this property transfer tax. All failed.

Property Transfer Taxes

| <u>Agency Name</u> | <u>County</u> | <u>Measure Na</u> | <u>Rate</u> | <u>YES%</u> | <u>NO%</u> | |
|--------------------|---------------|-------------------|-----------------------|-------------|--------------|-------------|
| Pomona | Los Angeles | Measure W | from \$1.10 to \$2.20 | 24.6% | 75.4% | FAIL |

Parcel Taxes and Special Taxes (non-school)

There were 25 parcel taxes including 13 in special districts, ten in cities, and two in counties. Under a state constitutional provision included in Proposition 13 (1978), parcel taxes require two-thirds supermajority approval. Ten of 25 measures passed. Among these ten, six extended – but did not increase – existing parcel taxes.

An initiative measure to revise and reduce a fire parcel tax in Newcastle was rejected by voters in that community. The measure received 61% approval but required two-thirds approval.

City, County and Special District Parcel Taxes (2/3 vote)

| <u>Agency Name</u> | <u>County</u> | <u>Amount</u> | <u>Purpose</u> | <u>YES%</u> | <u>NO%</u> | |
|--|-----------------|---------------|----------------|---------------------|--------------|--------------------------|
| Vacaville* | Solano | Measure L | \$58/parcel | general -extend | 80.1% | 19.9% PASS |
| Circle XX Community Services District | Calaveras | Measure D | +\$100to\$400 | roads | 78.3% | 21.7% PASS |
| Santa Monica Mountains Rec Conserv Au | Los Angeles | Measure HH | \$24/parcel | open space | 76.2% | 23.8% PASS |
| Santa Clara Valley Water District | Santa Clara | Measure B | \$56/parcel | water -extend | 72.7% | 27.4% PASS |
| Ross | Marin | Measure D | \$950/parcel | general -extend/rec | 72.3% | 27.7% PASS |
| Groveland Community Services District | Tuolumne | Measure G | \$70/parcel | EMS -extend | 69.4% | 30.6% PASS |
| Piedmont | Alameda | Measure Y | varies | general -extend | 68.7% | 31.3% PASS |
| Santa Monica Mountains Rec Conserv Au | Los Angeles | Measure MM | \$19/Parcel | open space | 68.1% | 32.0% PASS |
| Cayucos Fire Protection District | San Luis Obispo | Measure C | \$25/parcel | Fire/EMS -extend | 67.9% | 32.1% PASS |
| Wildomar | Riverside | Measure Z | \$28/parcel | parks/rec | 66.8% | 33.2% PASS |
| Mesa Parks Firehouse Community Park A | Marin | Measure E | \$49/parcel | parks/rec | 65.4% | 34.6% FAIL |
| County of Alameda | Alameda | Measure A1 | \$12/parcel | zoo | 62.7% | 37.3% FAIL |
| Rancho Adobe Fire Protection District | Sonoma | Measure Z | +\$60/parcel | Fire/EMS | 62.6% | 37.4% FAIL |
| Petaluma | Sonoma | Measure X | \$52/parcel | parks/rec | 61.1% | 38.9% FAIL |
| Pomona | Los Angeles | Measure X | \$37/parcel | Library | 60.2% | 39.8% FAIL |
| Berkeley | Alameda | Measure O | \$0.00779/sqft | pools | 59.7% | 40.4% FAIL |
| Guadalupe | Santa Barbara | Measure I | \$20/parcel | libraries | 56.5% | 43.5% FAIL |
| McCloud Community Services District | Siskiyou | Measure Q | \$12/parcel | Library | 52.7% | 47.3% FAIL |
| Contra Costa County Fire Protection Dist | Contra Costa | Measure Q | \$75/sfu | Fire/EMS | 52.5% | 47.6% FAIL |
| Black Mountain Fire and Emergency Res | Siskiyou | Measure P | \$30/parcel | Fire/EMS | 50.0% | 50.0% FAIL |
| Spalding Community Services District | Lassen | Measure V | \$70/parcel | Fire/EMS | 46.4% | 53.6% FAIL |
| County of El Dorado | El Dorado | Measure L | \$17.58/parcel | Library -extend | 44.3% | 55.7% FAIL |
| Laguna Beach | Orange | Measure CC | \$120/parcel | open space | 44.1% | 55.9% FAIL |
| Lassen Community Library District | Lassen | Measure W | \$28/parcel | Library | 42.7% | 57.3% FAIL |
| Indian Wells | Riverside | Measure R | \$171/parcel | lighting/landscapi | 26.8% | 73.2% FAIL |

Abandoned Vehicle Abatement Taxes

Four counties had measures to extend \$1 per motor vehicle charges to fund abandoned vehicle abatement programs. These charges were once imposed by the County Boards of Supervisors as fees without a vote of the people. The passage of Proposition 26 in 2010 requires voter approval as taxes of any extension of these charges. All four measures passed.

| Abandoned Vehicle Abatement Tax | | | | | | |
|---|-----------|---------|--------------|-------|-------------|--------|
| (Fees prior to Prop26 of 2010) - 2/3 voter approval required | | | | | | |
| County of Mendocino | Measure G | \$1/veh | 78.8% | 21.2% | PASS | extend |
| County of Butte | Measure H | \$1/veh | 73.4% | 26.6% | PASS | extend |
| County of Calaveras | Measure B | \$1/veh | 70.9% | 29.1% | PASS | extend |
| County of Amador | Measure U | \$1/veh | 68.8% | 31.2% | PASS | extend |

General Obligation Bonds

There were seven local general obligation bond measures in three cities and three special districts. The three passing measures are all in the San Francisco Bay Area. Voters in Berkeley approved a bond for critical drainage and water quality improvements but turned failed to garner the two-thirds approval needed for a parks improvement bond. A hospital bond in Fremont and a parks and environmental clean-up bond in San Francisco also passed.

City, County and Special District Bond Measures (2/3 vote)

| <u>Agency Name</u> | <u>County</u> | <u>Amount</u> | <u>YES%</u> | <u>NO%</u> | | |
|---|---------------|----------------------------|--------------------|--------------|--------------|-------------|
| Berkeley | Alameda | Measure M \$30 million | drainage/waterqua | 73.3% | 26.7% | PASS |
| Washington Township Health Care Distri | Alameda | Measure Z \$186 million | hospital | 73.0% | 27.0% | PASS |
| San Francisco | San Francisco | Proposition B \$195million | park/rec/env-clean | 72.0% | 28.0% | PASS |
| Berkeley | Alameda | Measure N \$19.4million | park/rec | 62.1% | 37.9% | FAIL |
| El Medio Fire Protection District | Butte | Measure M \$1million | fire | 56.5% | 43.5% | FAIL |
| Rio Dell | Humboldt | Measure J \$2million | streets | 54.9% | 45.1% | FAIL |
| Truckee Donner Recreation and Park Dist | Nevada/Placer | Measure J \$8.52million | parks/rec | 54.1% | 45.9% | FAIL |

School Parcel Taxes

School parcel taxes fared better than non-school parcel taxes. The ballot included 25 local school parcel taxes. Sixteen passed. San Leandro USD's tax passed by 24 votes after training in the election night tally. Historically, around four out of five school parcel tax measures are approved.

School Parcel Taxes (2/3 voter approval)

| <u>Agency Name</u> | <u>County</u> | | <u>Rate</u> | <u>YES%</u> | <u>NO%</u> | |
|---|----------------|---------------|--------------|--------------|--------------|-------------|
| Berryessa Union School District | Santa Clara | Measure K | \$79/parcel | 77.3% | 22.7% | PASS |
| Arcata Elementary School District | Humboldt | Measure E | \$49/parcel | 77.3% | 22.7% | PASS |
| West Contra Costa Unified School District | Contra Costa | Measure G | 7.2c/sf | 74.7% | 25.4% | PASS |
| Little Lake City USD | Los Angeles | Measure TT | \$48/parcel | 74.1% | 25.9% | PASS |
| San Francisco Community College | San Francisco | Proposition A | \$79/parcel | 72.5% | 27.5% | PASS |
| West Sonoma County Union High School District | Sonoma | Measure K | \$48/parcel | 72.3% | 27.7% | PASS |
| Shoreline Unified School District | Marin/Sonoma | Measure C | \$185/parcel | 71.5% | 28.5% | PASS |
| Sebastopol Union School District | Sonoma | Measure O | \$76/parcel | 71.4% | 28.6% | PASS |
| Mill Valley School District | Marin | Measure B | \$196/parcel | 70.4% | 29.6% | PASS |
| Santa Barbara Elementary SD | Santa Barbara | Measure B | \$48/parcel | 69.6% | 30.4% | PASS |
| Centinela Valley Union High School District | Los Angeles | Measure CL | 2c/sf | 69.5% | 30.5% | PASS |
| Davis Joint Unified School District | Yolo/Solano | Measure E | \$204/parcel | 68.9% | 31.1% | PASS |
| Santa Barbara Unified SD | Santa Barbara | Measure A | \$45/parcel | 68.6% | 31.4% | PASS |
| Martinez Unified School District | Contra Costa | Measure C | \$55/parcel | 67.7% | 32.3% | PASS |
| Ventura Unified School District | Ventura | Measure Q | \$59/parcel | 67.1% | 32.9% | PASS |
| San Leandro Unified School District | Alameda | Measure L | \$39/parcel | 66.8% | 33.3% | PASS |
| Pacific Grove Unified School District | Monterey | Measure A | \$65/parcel | 66.4% | 33.6% | FAIL |
| Fort Ross School District | Sonoma | Measure L | \$48/parcel | 65.4% | 34.6% | FAIL |
| Contra Costa Community College | Contra Costa | Measure A | \$11/parcel | 64.8% | 35.2% | FAIL |
| Three Rivers School District | Tulare | Measure I | \$60/parcel | 61.6% | 38.4% | FAIL |
| Chabot-Las Positas Community College | Alameda/Contra | Measure I | \$28/parcel | 62.5% | 37.5% | FAIL |
| San Bruno Park SD | San Mateo | Measure G | \$199/parcel | 58.5% | 41.5% | FAIL |
| Westside Union SD | Los Angeles | Measure WP | \$96/parcel | 53.6% | 46.4% | FAIL |
| Mohave Unified School District | Kern | Measure N | \$42/parcel | 50.4% | 49.6% | FAIL |
| Pleasant Ridge Union School District | Nevada | Measure K | \$92/parcel | 36.7% | 63.3% | FAIL |

Fiscal Referenda

Local voters in effect rejected three citizen advanced measures to overturn or alter existing taxes. The approval of Measure AA in Huntington Beach validates the city's taxes extended to the annexed area of Sunset Beach.

Referenda concerning municipal fees or taxes

| <u>Agency Name</u> | <u>Rate</u> | <u>YES%</u> | <u>NO%</u> | |
|------------------------------------|---|--------------|--------------|-------------|
| Newcastle Fire Protection District | Measure K retain existing tax structure | 61.5% | 38.5% | FAIL |
| Huntington Beach | Measure Z retain PropProp13 Property Tax rate for employee retirement | 49.6% | 50.4% | FAIL |
| Huntington Beach | Measure AA retain taxes on annexed Sunset Beach area | 84.0% | 16.0% | PASS |

School Bonds

There were 106 school bond measures on the ballot for a total of over \$14.429 billion in bonds. All but one required 55% approval. Final tabulations show 91 of the measures passed for bonds totaling \$13.279 billion, among these a \$2.8 billion bond in San Diego.

School Bond Measures

| Agency Name | County | | Amount | YES% | NO% | |
|---|----------------|---------------|----------------|--------------|------------|------|
| Inglewood USD | Los Angeles | Measure GG | \$90million | 85.9% | 14.1% | PASS |
| Oakland Unified School District | Alameda | Measure J | \$475million | 84.9% | 15.1% | PASS |
| Earlimart School District | Tulare | Measure H | \$3.6million | 81.3% | 18.7% | PASS |
| Alum Rock Union School District | Santa Clara | Measure J | \$125million | 78.8% | 21.2% | PASS |
| Pacific Elementary School District | Santa Cruz | Measure M | \$0.83million | 78.0% | 22.0% | PASS |
| Ocean View School District | Ventura | Measure P | \$4.2million | 77.4% | 22.6% | PASS |
| Jefferson Elementary SD | San Mateo | Measure I | \$67.5million | 76.2% | 23.8% | PASS |
| Little Lake City USD | Los Angeles | Measure EE | \$18million | 75.8% | 24.2% | PASS |
| Hueneme Elementary School District | Ventura | Measure T | \$19.6million | 75.7% | 24.3% | PASS |
| McFarland Unified School District | Kern | Measure M | \$25million | 75.2% | 24.8% | PASS |
| Arcata Elementary School District | Humboldt | Measure F | \$7million | 74.8% | 25.2% | PASS |
| South Bay Union School District | San Diego | Proposition Y | \$26million | 74.3% | 25.7% | PASS |
| Soledad Unified School District | Monterey | Measure C | \$40million | 73.7% | 26.3% | PASS |
| Mt. Pleasant School District | Santa Clara | Measure L | \$25million | 73.6% | 26.4% | PASS |
| Jefferson Union High SD | San Mateo | Measure E | \$41.9million | 73.5% | 26.5% | PASS |
| Mendota Unified School District | Fresno | Measure M | \$19million | 73.3% | 26.7% | PASS |
| Palmdale SD | Los Angeles | Measure DD | \$220million | 72.8% | 27.2% | PASS |
| Washington Unified School District | Fresno | Measure W | \$22million | 72.5% | 27.5% | PASS |
| Covine-Valley USD | Los Angeles | Measure CC | \$129million | 72.4% | 27.6% | PASS |
| Stockton Unified School District | San Joaquin | Measure E | \$156million | 72.1% | 28.0% | PASS |
| Whittier Elementary SD | Los Angeles | Measure Z | \$55million | 71.9% | 28.1% | PASS |
| Bellflower USD | Los Angeles | Measure BB | \$79million | 71.6% | 28.4% | PASS |
| Delhi Unified School District | Merced | Measure E | \$8million | 70.8% | 29.2% | PASS |
| East Side Union High School District | Santa Clara | Measure I | \$120million | 70.5% | 29.5% | PASS |
| San Jose Unified School District | Santa Clara | Measure H | \$290million | 70.3% | 29.8% | PASS |
| Cerritos CCD | Los Angeles | Measure G | \$350million | 69.9% | 30.1% | PASS |
| San Bernardino City Unified | San Bernardino | Measure N | \$250million | 69.6% | 30.4% | PASS |
| Folsom Cordova Unified School District | Sacramento | Measure P | \$68million | 69.4% | 30.6% | PASS |
| Rancho Santiago Community College Dist | Orange | Measure Q | \$198million | 69.3% | 30.7% | PASS |
| Standard School District | Kern | Measure Q | \$11.2million | 69.2% | 30.8% | PASS |
| Lancaster USD | Los Angeles | Measure L | \$63million | 68.8% | 31.2% | PASS |
| Sacramento City Unified School District | Sacramento | Measure Q | \$346million | 68.8% | 31.3% | PASS |
| Roseland School District | Sonoma | Measure N | \$7million | 68.2% | 31.8% | PASS |
| Sanger Unified School District | Fresno | Measure S | \$50million | 68.1% | 31.9% | PASS |
| Hemet Unified School District | Riverside | Measure U | \$49million | 68.0% | 32.0% | PASS |
| Santa Monica-Malibu USD | Los Angeles | Measure ES | \$385million | 67.7% | 32.3% | PASS |
| El Camino CCD | Los Angeles | Measure E | \$350million | 67.6% | 32.4% | PASS |
| Rowland USD | Los Angeles/Or | Measure R | \$158.8million | 67.6% | 32.4% | PASS |
| Somis Union School District | Ventura | Measure S | \$9million | 67.4% | 32.6% | PASS |
| Chula Vista Elementary School District | San Diego | Proposition E | \$90million | 66.9% | 33.1% | PASS |

| School Bond Measures (continued) | | | | | | |
|---|-----------------|---------------|-----------------|--------------|------------|-------------|
| Agency Name | County | | Amount | YES% | NO% | |
| Pajaro Valley Unified School Dis | Santa Cruz / Mo | Measure L | \$150million | 66.7% | 33.3% | PASS |
| San Carlos SD | San Mateo | Measure H | \$72million | 66.7% | 33.3% | PASS |
| Sacramento City Unified School | Sacramento | Measure R | \$68million | 66.6% | 33.4% | PASS |
| Burlingame Elementary SD | San Mateo | Measure D | \$56million | 66.4% | 33.6% | PASS |
| Visalia Unified School District | Tulare | Measure E | \$60.1million | 66.1% | 33.9% | PASS |
| Oxnard School District | Ventura | Measure R | \$90million | 65.6% | 34.4% | PASS |
| Brawley Elementary SD | Imperial | Measure S | \$7.5million | 65.3% | 34.7% | PASS |
| Gravenstein Union School Distr | Sonoma | Measure M | \$6million | 65.1% | 34.9% | PASS |
| Coachella Valley Unified School | Riverside/Imper | Measure X | \$41million | 64.6% | 35.4% | PASS |
| Castaic USD | Los Angeles | Measure QS | \$51million | 64.5% | 35.5% | PASS |
| Caruthers Unified School Distric | Fresno | Measure C | \$12million | 64.3% | 35.7% | PASS |
| Morgan Hill Unified School Dist | Santa Clara | Measure G | \$198.25million | 64.0% | 36.0% | PASS |
| Panama-Buena Vista Union Sch | Kern | Measure P | \$147million | 63.7% | 36.3% | PASS |
| West Contra Costa Unified Sch | Contra Costa | Measure E | \$360million | 63.5% | 36.5% | PASS |
| Redondo Beach USD | Los Angeles | Measure Q | \$63million | 63.4% | 36.7% | PASS |
| Chico Unified School District | Butte | Measure E | \$78million | 63.3% | 36.7% | PASS |
| Temple City USD | Los Angeles | Measure S | \$128.8million | 63.1% | 36.9% | PASS |
| Temecula Valley Unified School | Riverside | Measure Y | \$165million | 63.0% | 37.0% | PASS |
| Escalon Unified School District | San Joaquin | Measure B | \$19.5million | 63.0% | 37.0% | PASS |
| Nuvview Union School District | Riverside | Measure V | \$4million | 63.0% | 37.0% | PASS |
| Chaffey Joint Union High Schoc | San Bernardino | Measure P | \$848million | 62.9% | 37.1% | PASS |
| Solano Community College Dist | Yolo/Solano | Measure Q | \$348million | 62.3% | 37.7% | PASS |
| Wilmar Union School District | Sonoma | Measure P | \$4million | 62.3% | 37.7% | PASS |
| Alvord Unified School District | Riverside | Measure W | \$79million | 61.8% | 38.2% | PASS |
| Antioch Unified School District | Contra Costa | Measure B | \$56.5million | 61.6% | 38.5% | PASS |
| Westside Union SD | Los Angeles | Measure WR | \$18.5million | 61.4% | 38.6% | PASS |
| Kings Canyon Joint Unified Sch | Fresno/Tulare | Measure K | \$40million | 60.8% | 39.2% | PASS |
| Wheatland Union High School I | Yuba | Measure U | \$9million | 60.8% | 39.2% | PASS |
| San Diego Unified School Distri | San Diego | Proposition Z | \$2800million | 60.3% | 39.8% | PASS |
| La Habra City School District | Orange | Measure O | \$31million | 60.2% | 39.8% | PASS |
| Fortuna High School District | Humboldt | Measure D | \$10million | 60.0% | 40.0% | PASS |
| Perris Union High School Distric | Riverside | Measure T | \$153.42million | 59.5% | 40.5% | PASS |
| Spreckels Union School District | Monterey | Measure B | \$7million | 59.0% | 41.0% | PASS |
| Tustin Unified School District | Orange | Measure S | \$135million | 58.8% | 41.2% | PASS |
| San Juan Unified School District | Sacramento | Measure N | \$350million | 58.3% | 41.7% | PASS |
| St. Helena Unified School Distric | Napa | Measure C | \$30million | 57.6% | 42.4% | PASS |
| Templeton Unified School Distri | San Luis Obispo | Measure H | \$35million | 57.3% | 42.7% | PASS |
| Lindsay Unified School District | Tulare | Measure L | \$16million | 57.1% | 42.9% | PASS |
| West Hills Community College I | Fresno/Kings | Measure L | \$12.655million | 56.8% | 43.2% | PASS |
| Ripon Unified School District | San Joaquin | Measure G | \$25.2million | 56.6% | 43.4% | PASS |
| Grossmont-Cuyamaca Communi | San Diego | Proposition V | \$398million | 56.5% | 43.5% | PASS |
| Cajon Valley Union School Dist | San Diego | Proposition C | \$88.4million | 56.4% | 43.6% | PASS |
| Weaver Union School District | Merced | Measure G | \$9million | 56.1% | 43.9% | PASS |
| Coast Community College Distri | Orange | Measure M | \$698million | 56.0% | 44.1% | PASS |

School Bond Measures (continued)

| Agency Name | County | | Amount | YES% | NO% | |
|--|--------------------------|----------------------------|----------------|--------------|--------------|-------------|
| Anderson Union High School District | Shasta | Measure C | \$12.3million | 55.9% | 44.1% | PASS |
| Lynwood USD | Los Angeles | Measure K | \$93million | 55.7% | 44.3% | PASS |
| San Dieguito Union High School District | San Diego | Proposition A ^A | \$449million | 55.5% | 44.5% | PASS |
| Sonora Union High School District | Tuolumne | Measure J | \$23million | 55.3% | 44.8% | PASS |
| Dehesa School District | San Diego | Proposition D | \$3million | 55.2% | 44.8% | PASS |
| San Ramon Valley Unified School District | Contra Costa | Measure D | \$260million | 55.2% | 44.8% | PASS |
| Summerville Union High School District | Tuolumne | Measure H | \$8million | 55.1% | 45.0% | PASS |
| MiraCosta Community College District | San Diego | Proposition EE | \$497million | 54.8% | 45.2% | FAIL |
| Del Mar Union School District | San Diego | Proposition CC | \$76.8million | 54.3% | 45.7% | FAIL |
| Ocean View School District | Orange | Measure P | \$198million | 53.9% | 46.1% | FAIL |
| Willows Unified School District | Glenn | Measure P | \$14.7million | 53.8% | 46.2% | FAIL |
| Yucaipa-Calimesa Joint Unified School District | Riverside/San Bernardino | Measure O | \$98million | 50.6% | 49.4% | FAIL |
| Fountain Valley School District | Orange | Measure N | \$23.5million | 49.8% | 50.2% | FAIL |
| Ramona Unified School District | San Diego | Proposition R | \$66million | 49.5% | 50.5% | FAIL |
| Porterville Unified School District | Tulare | Measure J | \$90million | 48.6% | 51.4% | FAIL |
| Butteville Union School District | Siskiyou | Measure R | \$3.5million | 46.3% | 53.7% | FAIL |
| Santa Ynez Valley High SD | Santa Barbara | Measure L | \$19.84million | 46.2% | 53.8% | FAIL |
| Knightsen Elementary School District | Contra Costa | Measure H | \$3million | 45.1% | 54.9% | FAIL |
| College SD | Santa Barbara | Measure K | \$12million | 44.1% | 55.9% | FAIL |
| Mountain Empire Unified School District | San Diego | Proposition G | \$30.8million | 43.9% | 56.1% | FAIL |
| Elk Hills School District (114 voters) | Kern | Measure O | \$6.2million | 43.0% | 57.0% | FAIL |
| Gridley Unified School District | Butte | Measure G | \$11million | 36.7% | 63.3% | FAIL |

Other Measures of Interest re: Local Government Finance and Governance

Appointed City Clerk, Treasurer, Administrator

There were ten proposals to make clerk or treasurer/auditor offices to professional appointments of the agency elected governing board.

| Appointed City Clerk / City Treasurer / etc. | | | YES% | NO% | |
|---|-----------|-------------------------------|--------------|--------------|-------------|
| Agency Name | | | | | |
| County of Yolo | Measure H | Appt/Consolid Auditor/Control | 65.8% | 34.2% | PASS |
| Chico | Measure L | appt clerk | 64.4% | 35.6% | PASS |
| Sutter Creek | Measure T | appt clerk | 61.4% | 38.6% | PASS |
| Exeter | Measure N | appt clerk | 52.5% | 47.5% | PASS |
| Exeter | Measure O | appt treasurer | 49.5% | 50.5% | FAIL |
| Lincoln | Measure H | appt treasurer | 48.4% | 51.6% | FAIL |
| Concord | Measure J | appt treasurer | 47.1% | 52.9% | FAIL |
| County of San Mateo | Measure C | appt controller | 40.5% | 59.5% | FAIL |
| Taft | Measure S | appt clerk | 30.3% | 69.7% | FAIL |
| County of Los Angeles | Measure A | Appt Assessor - Advisory | 22.3% | 77.8% | FAIL |

Charter Cities

Voters in three cities considered becoming charter cities.

| Charter City | | YES% | NO% | |
|---------------------|---------------|--------------|--------------|-------------|
| City | | | | |
| Escondido | Proposition P | 47.1% | 52.9% | FAIL |
| Costa Mesa | Measure V | 40.7% | 59.3% | FAIL |
| Grover Beach | Measure I | 50.2% | 49.8% | PASS |

Local Ballot Box Reaction to Citizens United

Five local measures were approved declaring that corporations are not persons. The Richmond measure reads: "Should Richmond's congressional representatives be instructed to propose, and Richmond's state legislators instructed to ratify, an amendment to the United States Constitution to provide that corporations are not entitled to the Constitutional rights of real people, and that there should be limits on all spending in political campaigns, including ballot measures and "independent" expenditures?"

| Corporations are Not Persons | | | | |
|-------------------------------------|---------------|--------------|------------|-------------|
| Agency Name | | YES% | NO% | |
| Chico | Measure K | 58.1% | 41.9% | PASS |
| Arcata | Measure H | 81.6% | 18.4% | PASS |
| Richmond | Measure P | 72.4% | 27.6% | PASS |
| San Francisco | Proposition G | 80.7% | 19.3% | PASS |
| County of Mendocino | Measure F | 73.3% | 26.7% | PASS |

Observations

At the local government level, voters can usually connect the direct consequences of the passage or failure of a tax measure to specific public services or facilities – rather than just dollar values. This confidence and understanding in what the money will do is essential to passing a measure. By contrast, a source of the failure of many statewide tax measures has been voter uncertainty about what the funds will truly be used for, that the government has done reasonably the best it can with the revenues it already receives, and what the consequences are of passage or failure in terms of specific important public services and facilities.

The success of most city majority vote general purpose tax proposals in this election demonstrates this. Most of the successful city or county measures were majority vote general purpose taxes in cities where a majority of the voters were apparently confident that the money is necessary and trusted their local elected leaders to use it well. They had seen enough of the city's efforts to balance their budgets with existing resources and believed those efforts were sincere and that the additional tax revenue is necessary and worth paying.

On the other hand, very few non-school super-majority taxes are passing these days except for extensions of existing taxes.

But supermajority vote parcel taxes for schools continue to pass – about two out of three succeed – consistent with what we have seen historically. As for school bonds, 91 of 106 bond measures passed, slightly exceeding historic passage rates.

For more information: Michael Coleman 530-758-3952. coleman@muni1.com

Source: County elections offices.

mc