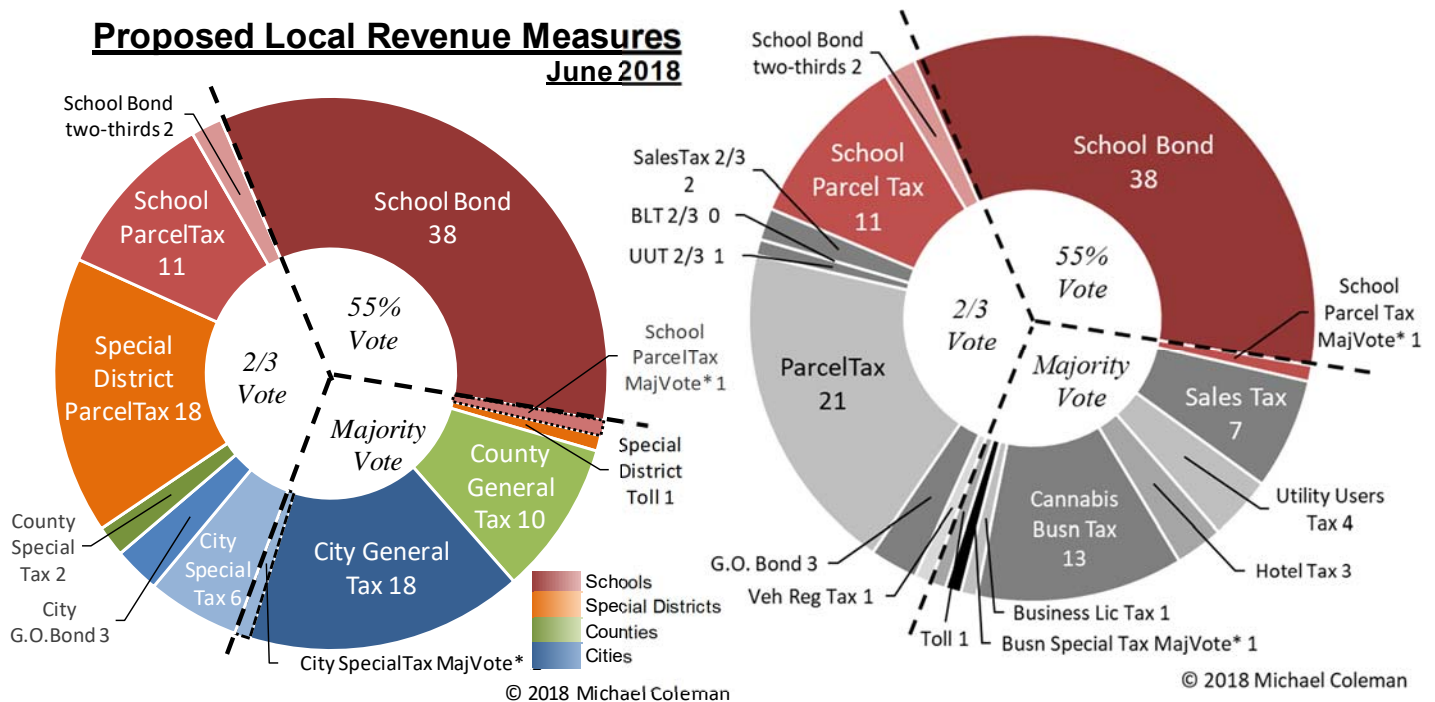


Local Revenue Measure Results June 2018

Voters cast ballots on 165 local measures in the election held June 5, 2018. Among these were 111 measures affecting local taxes, fees or charges. There were 52 school measures including 12 school parcel taxes and 40 bond measures seeking a total of \$3.9 billion in school construction bond financing.

There were 59 city, county and special district fiscal measures including 31 majority vote measures¹ and 28 special taxes requiring two-thirds voter approval. Among the majority vote measures were the multicounty bridge toll in the San Francisco Bay area, 13 cannabis business taxes, seven sales tax increases, four utility user taxes, and three hotel taxes.

Proposed Local Revenue Measures June 2018



Passage Rates

The large amount of mail-in and provisional ballots that must be counted in the weeks following election day means that the final results of all contests are not known for up to a month from the election date. Several measures flipped in result as mail ballots were counted after election night, most from fail to pass. With all ballots now processed and tabulated, 85 of the 111 fiscal measures passed.

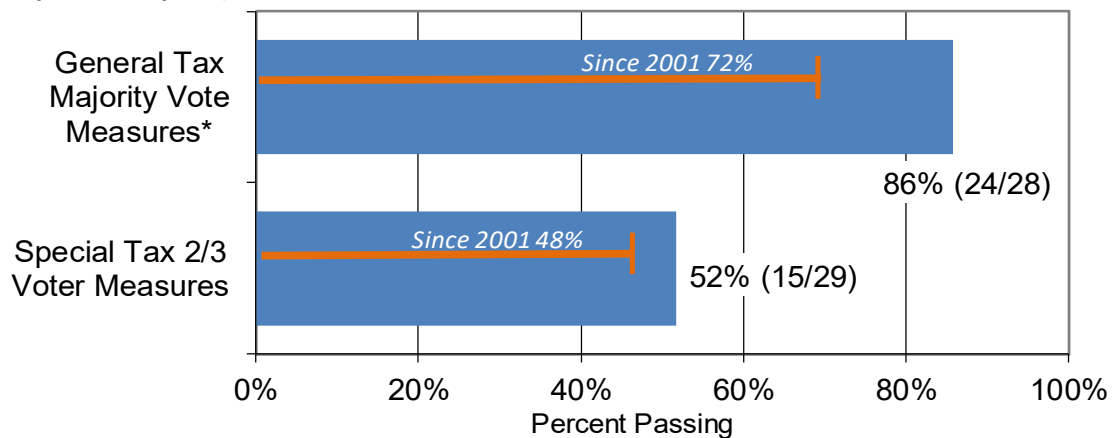
The passage rate of local non-school majority vote tax measures exceeded passage rates in prior years. Twenty-seven of the 31 majority vote measures passed, including all 13 cannabis taxes.¹ All 18 city majority vote measures passed except for a new 4% Utility Users Tax (UUT) on electric, gas and telecommunications in the Parlier (Fresno County). Passing city taxes included seven cannabis business excise taxes, a general business operations tax revision in Rolling Hills Estates (Los Angeles County), a 2 percent hotel tax increase in Monrovia (Los Angeles County), five new add-on sales taxes (Transactions and Use Tax), and three UUT extensions.

¹ Among the majority vote measures are two unique and controversial special taxes placed on the ballot via initiative and asserted by the City of San Francisco as requiring only simple majority approval. Measure C is business tax with earmarked proceeds and Measure G is a school parcel tax. Litigation is to be expected.

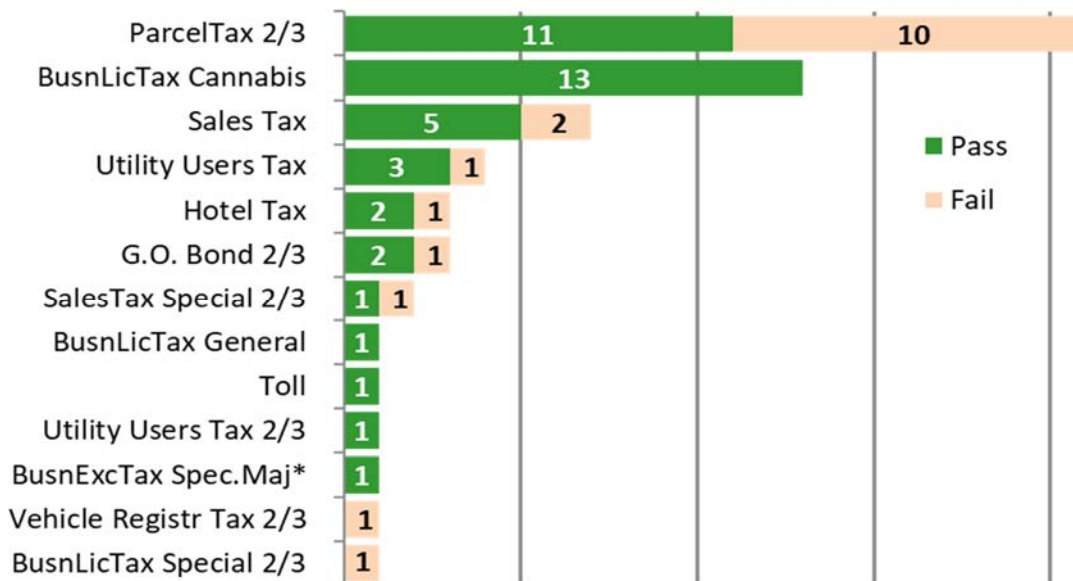
Several of the ten county general tax measures did not fare so well. There were six successful county cannabis business excise taxes and San Benito County voters increased their hotel tax by 4 percent, but sales taxes failed in Lassen and Lake as did a proposal to expand Mendocino County’s hotel tax to private campgrounds and RV parks.

Among the two-thirds vote city, county and special district special tax and bond measures, 15 of 29 passed. Nine of the 18 Special District taxes passed, all parcel taxes except a UUT in Isla Vista (Santa Barbara County). Both county special taxes failed, a ½ cent sales tax for childcare and early education in Alameda County and the extension of a \$1 per registration vehicle tax for abandoned vehicle cleanup in San Benito County. Davis voters turned down a \$99+ parcel tax for streets and roads but approved the extension of a \$49+ parks parcel tax. San Francisco voters turned down a tax on property rental businesses for housing and homeless services, but narrowly approved (with just over 50 percent) a controversial competing measure with twice the rate and the proceeds used for early childhood education.¹

City / County / Special District Tax & Bond Measures June 2018



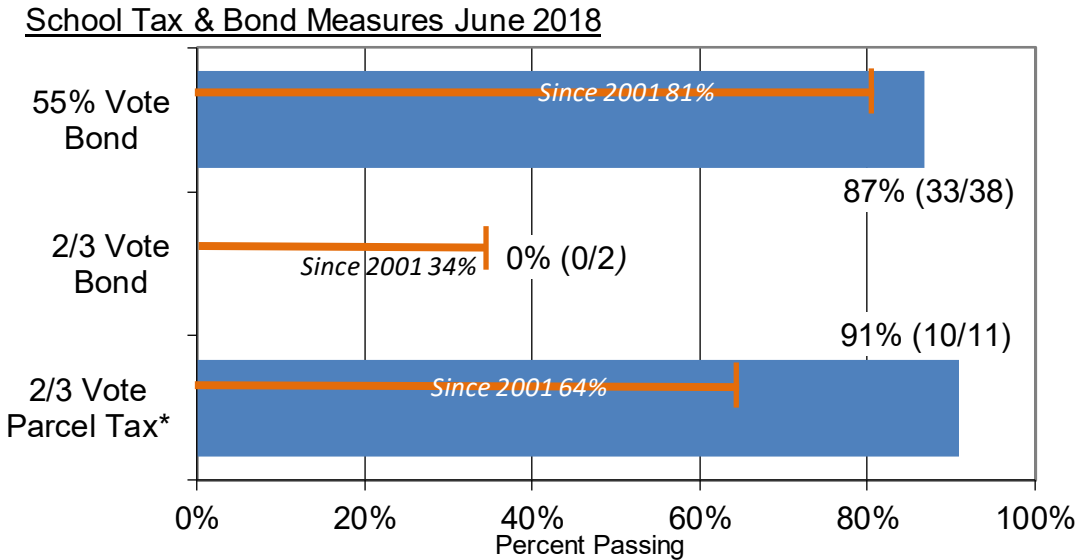
*Does not include San Francisco Measure C, a majority vote special tax via initiative which passed pending legal challenge. Does not include the Bay Area Toll Authority majority vote toll measure (not a tax) which passed.



Local Revenue Measures June 2018			
	<u>Total</u>	<u>Pass</u>	<u>Passing%</u>
City General Tax (Majority Vote)	18	17	94%
County General Tax (Majority Vote)	10	7	70%
City Special Tax -Majority Vote*	1	1	100%
City SpecialTax or G.O.bond (2/3 Vote)	9	6	67%
County Spec.Tax, G.O.bond (2/3 Vote)	2	0	0%
Special District 2/3	18	9	50%
Special District Majority Vote Toll	1	1	100%
School ParcelTax 2/3	11	10	91%
School ParcelTax -Majority Vote*	1	1	100%
School Bond 2/3	2	0	0%
School Bond 55%	38	33	87%
Total	111	85	77%

* San Francisco Measure C, a business excise **special tax** qualified via initiative in this charter city, required only simple majority approval according to the City Attorney. Likewise, San Francisco Measure G, a **school parcel tax** qualified by initiative passed with a simple majority. Both will be litigated.

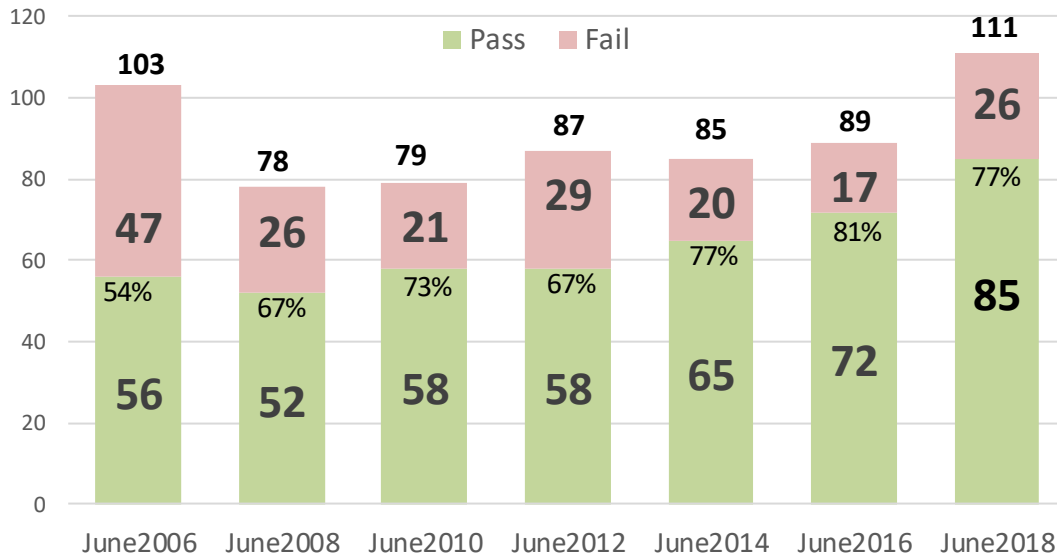
All eleven school parcel taxes were passed except in Eastside Union High School District in Santa Clara where a \$49 annual tax failed with 65.5 percent yes.* Thirty-three of the 40 school bond measures on the ballot passed for a total of over \$3.7 billion in local school construction bond authorizations.



*Does not include San Francisco Measure G, a majority vote school parcel tax via initiative which passed pending legal challenge.

The volume and make-up of measures on this election is somewhat higher than previous presidential and gubernatorial primaries. While the number passing is likely to increase when final tallies are in, the passage rate was lower than in the previous two primary elections.

California Local Tax and Bond Measures - Primary Elections



The higher number of proposed measures appears to be the result of 1) the legalization of cannabis and the related regulation and taxation of cannabis business (12 cannabis tax measures), and 2) more fire district parcel taxes (19) than seen previously in primary elections (6 to 12).

Local Revenue Measures in California

	June2006	June2008	June2010	June2012	June2014	June2016	June2018
City General Tax (Majority Vote)	6/7	11/14	12/14	10/11	8/8	13/13	17/18
County General Tax (Majority Vote)	1/3	1/1	2/2	4/7	/	0/2	7/10
Special Dist. Majority Fee or toll	/	/	/	1/1	/	/	1/1
City SpecialTax MajorityVote*	/	/	/	/	/	/	1/1
City SpecialTax, GObond (2/3 Vote)	4/8	2/5	5/9	2/8	8/11	7/10	6/9
County SpecialTax, GObond (2/3 Vote)	0/7	1/2	1/1	3/3	2/5	1/5	0/2
Special District (2/3)	5/9	5/10	7/11	4/10	9/12	2/6	9/18
School ParcelTax2/3	0/6	6/13	16/22	9/13	5/5	7/7	10/11
School ParcelTax MajorityVote*	/	/	/	/	/	/	1/1
School Bond 2/3	1/2	1/1	/	/	1/1	1/1	0/2
School Bond 55%	39/61	25/32	15/20	25/34	32/43	41/45	33/38
Total	56/103	52/78	58/79	58/87	65/85	72/89	85/111

* San Francisco Measure C, a business excise **special tax** qualified via initiative in this charter city, required only simple majority approval according to the City Attorney. Likewise, San Francisco Measure G, a **school parcel tax** qualified by initiative passed with a simple majority. Both will be litigated.

Local Add-On Sales Taxes (Transaction and Use Taxes)

Voters in five cities and two counties considered general purpose majority vote add-on sales tax rates ranging from ¼ percent to 1½ percent. The city measures passed. The county measures failed. Lassen County accompanied their countywide general sales tax measure with an advisory measure to use the proceeds for law enforcement to no avail.

Transactions and Use Tax (Add-on Sales Tax) - General Tax - Majority Approval

City	County	Measure	Rate		Sunset	YES%	NO%	
Corte Madera	Marin	Measure F	by 1/4cent to 3/4cent	increase	none	76.4%	23.6%	PASS
Huntington Park	Los Angeles	Measure S	1 cent	increase	none	74.4%	25.7%	PASS
Santa Cruz	Santa Cruz	Measure S	1/4 cent	increase	none	71.2%	28.8%	PASS
Grass Valley	Nevada	Measure E	by 1/2 cent to 1 cent	increase	none	59.7%	40.3%	PASS
Chula Vista	San Diego	Measure A	1/2 cent	increase	none	52.0%	48.0%	PASS
County of Lake - Unincorporated Area	Lake	Measure G	1 1/2 cents	increase	10 yrs	38.3%	61.7%	FAIL
County of Lassen	Lassen	Measure J	3/4 cent	increase	none	27.7%	72.3%	FAIL

Voters in City of Kingsburg and the County of Alameda considered sales tax measures with earmarked revenues. Under the rules of Proposition 13, this made the measures special taxes requiring two-thirds voter approval. The city measure – for public safety services - passed. The county measure – for childcare and early education – failed narrowly.

Transactions and Use Tax (Add-on Sales Tax) - Special Tax - Two-Thirds Approval

Agency Name	County		Rate	Purpose	Sunset	YES%	NO%	
Kingsburg	Fresno	Measure E	1 cent	police/fire	10 yrs	70.3%	29.7%	PASS
County of Alameda	Alameda	Measure A	1/2 cent	childcare, early education	30 yrs	66.2%	33.8%	FAIL

Transient Occupancy Taxes

There were three Transient Occupancy Tax (Hotel Tax) measures this election. Mendocino voters turned down a proposal to apply their 10 percent TOT to campgrounds and RV parks.

Transient Occupancy Tax Tax Measures: Majority Vote General Use

Agency Name	County		Rate		Sunset	YES%	NO%	
Monrovia	Los Angeles	Measure TT	by 2% to 12%	increase	none	66.0%	34.1%	PASS
County of San Benito	San Benito	Measure B	by 4% to 12%	increase	none	53.8%	46.2%	PASS
County of Mendocino	Mendocino	Measure G	10 percent	expand	none	46.5%	53.5%	FAIL

Utility User Taxes

There were four Utility User Tax measures this election, including two measures validating transfers from city utilities. Voters in Parlier rejected the a new 4% UUT on electric, gas and telecommunications. The Parlier city council accompanied Measure C with Measure D advising that the funds be used for fire protection.

Utility User Taxes - Majority Vote General Tax

<u>Agency</u>	<u>County</u>		<u>Rate</u>		<u>Sunset</u>	<u>YES%</u>	<u>NO%</u>	
Burbank	Los Angeles	Measure T	7% of gross revenues water & power	extend	none	81.1%	18.9%	PASS
Long Beach	Los Angeles	Measure M	12% of gross revenues water, sewer, gas	extend	none	53.6%	46.4%	PASS
Rialto	San Bernardino	Measure M	same 8% telecom, electric, gas, sewer, water, CATV	extend	none	58.1%	41.9%	PASS
Parlier	Fresno	Measure C	4% on electric, gas, telecom	new	none	40.8%	59.2%	FAIL

In their second attempt, the Isla Vista Community Services district convinced voters to approve a Utility User Tax. The special district tax required two-thirds approval.

Utility User Taxes - Two-Thirds Vote

<u>Agency Name</u>	<u>County</u>		<u>Tax/Fee</u>	<u>Rate</u>	<u>YES%</u>	<u>NO%</u>	
Isla Vista Community Services District	Santa Barbara	Measure R	UUT 2/3	8% gas, water, electric, sewer, garbage	81.5%	18.5%	PASS

Local Vehicle Registration Tax

Voters in San Benito County rejected a proposed extension of a \$1 per vehicle tax, the revenues used for cleanup of abandoned vehicles.

Abandoned Vehicle Abatement Tax (Fees prior to Prop26 of 2010) - 2/3 voter approval required

<u>Agency Name</u>	<u>Measure</u>	<u>Amount</u>		<u>YES%</u>	<u>NO%</u>	<u>Pass/Fail</u>
County of San Benito	Measure A	\$1/veh	extend	46.1%	53.9%	FAIL

Bridge Toll

San Francisco Bay Area voters approved a series of future bridge toll increases.

Bridge Toll - Majority Vote

<u>Agency Name</u>	<u>County</u>		<u>Rate</u>	<u>YES%</u>	<u>NO%</u>	
Bay Area Toll Authority	Alameda / Contra Costa / Marin / Napa / San Mateo / Santa Clara / Solano / Sonoma / San Francisco	Measure 3	+\$1 in 2019, +\$1 in 2022, +\$1 in 2025	53.4%	46.6%	PASS

Business License Tax – General

Voters in Rolling Hills estates approved a general update and revision to their business operations taxes.

Business License Tax Measures
General Business License Tax Revisions - Majority Vote General Use

<u>Agency Name</u>	<u>County</u>		<u>Rate</u>	<u>YES%</u>	<u>NO%</u>	
Rolling Hills Estates	Los Angeles	Measure A	0.4% gross rcpts	79.5%	20.5%	PASS

Cannabis – Local Excise Taxes

Voters in ten cities approved higher taxes on marijuana activities.

Cannabis Taxes - Majority Vote General Use

<u>Agency Name</u>	<u>County</u>		<u>Rate</u>	<u>YES%</u>	<u>NO%</u>	
Nevada City	Nevada	Measure F	8%grossRcpts, \$7/sf	85.1%	14.9%	PASS
Blythe	Riverside	Measure D	2%grossRcpts, \$3/sf +\$5k	83.8%	16.2%	PASS
San Rafael	Marin	Measure G	8% gross rcpts	82.5%	17.5%	PASS
Mammoth Lakes	Mono	Measure C	4%grossRcpts, 2%cultivation	82.3%	17.7%	PASS
County of Mono	Mono	Measure D	8%grossRcpts, \$3/sf	79.8%	20.2%	PASS
County of Yolo	Yolo	Measure K	5%grossRcpts, 4%cultivation	79.2%	20.8%	PASS
Merced	Merced	Measure Y	10%grossRcpts, \$25/sf	76.9%	23.1%	PASS
County of San Luis Obispo	San Luis Obispo	Measure B	10% gross rcpts	76.8%	23.2%	PASS
County of Santa Barbara	Santa Barbara	Measure T	6%grossRcpts, 4%cultivation	76.0%	24.0%	PASS
Pasadena	Los Angeles	Measure DD	6%grossRcpts, \$10/sf	76.1%	23.9%	PASS
Weed	Siskiyou	Measure K	10%grossRcpts, \$26/sf	68.8%	31.3%	PASS
County of Imperial	Imperial	Measure Y	8%grossRcpts, \$10/sf	67.1%	33.0%	PASS
County of San Benito	San Benito	Measure C	8%grossRcpts, \$17/sf	58.0%	42.0%	PASS

Business Operations Tax – Property Rental Businesses

San Franciscans considered two competing measures, one a majority vote special tax placed on the ballot via initiative and one a two-thirds vote special tax. Measure C, the initiative tax, narrowly achieved the simple majority that the City Attorney determined was needed for passage. It will be litigated.

Comercial Property Landlord Businesses Tax

<u>Agency Name</u>	<u>County</u>		<u>Rate</u>	<u>%Needed</u>	<u>YES%</u>	<u>NO%</u>	
San Francisco	San Francisco	Measure C	3.5% gross rcpts	50.0%	50.3%	49.7%	PASS
San Francisco	San Francisco	Measure D	1.7% gross rcpts	66.7%	44.6%	55.4%	FAIL

General Obligation Bonds

Voters in Foster City and Emeryville passed general obligation bonds. Claremont proponents failed to achieve the two-thirds vote supermajority needed for their \$23.5 million police station.

City, County and Special District General Obligation Bond Measures (2/3 vote)

<u>Agency Na</u>	<u>County</u>		<u>Amount</u>		<u>Rate</u>	<u>YES%</u>	<u>NO%</u>	
Foster City	San Mateo	Measure P	\$ 90,000,000	flood/levee	\$40/\$100k	81.0%	19.0%	PASS
Emeryville	Alameda	Measure C	\$ 50,000,000	affordable housing	\$49.12/\$100k	72.1%	27.9%	PASS
Claremont	Los Angeles	Measure SC	\$ 23,500,000	police station	\$30.33/\$100k	57.9%	42.1%	FAIL

Parcel Taxes (non-school)

There were twenty-one non-school parcel taxes including seventeen special district measures and four city measures. Eleven of these measures passed.

City, County and Special District Parcel Taxes (2/3 vote)

<u>Agency Name</u>	<u>County</u>		<u>Amount</u>	<u>Purpose</u>	<u>sunset</u>	<u>YES%</u>	<u>NO%</u>	
Holiday Lake Community Services District	El Dorado	Measure G	by \$150 to \$300/yr	streets/roads/landscape/lake	none	79.6%	20.5%	PASS
Fallen Leaf Lake Community Serv	El Dorado	Measure A	\$660+/yr	fire/ems	4 yrs	79.2%	20.8%	PASS
Oakland	Alameda	Measure D	\$75/yrSF	library	20 yrs	76.9%	23.1%	PASS
Southern Humboldt Community Healthcare District	Humboldt / Mendocino	Measure F	\$125/yrSF	hospital	10 yrs	73.4%	26.6%	PASS
Davis	Yolo	Measure H	\$49+/yr	parks	20 yrs	73.2%	26.8%	PASS
Sierra City Fire District	Sierra	Measure B	\$100/yr	fire/ems	none	72.7%	27.3%	PASS
Orinda	Contra Costa	Measure J	by \$30 to \$69/yr	library	none	71.7%	28.3%	PASS
Butler-Keys Community Services Lake		Measure F	\$50/yrSF	streets/roads	4 yrs	69.2%	30.8%	PASS
South County Ambulance Zone of Tuolumne		Measure L	by \$20 to \$90/yrSF	ems	none	69.0%	31.0%	PASS
Fort Bragg Rural Fire Protection	Mendocino	Measure D	to \$25 from \$18.75	fire	none	67.7%	32.3%	PASS
Monterey County Regional Fire District	Monterey	Measure H	\$0.18/sf cultivation	cannabis	none	67.0%	33.0%	PASS
Mendocino Coast Health Care Di	Mendocino	Measure C	\$144/yrSF	hospital	12 yrs	63.7%	36.3%	FAIL
Mammoth Lakes Fire Protection I	Mono	Measure A	\$79+/yrSF	fire	none	59.9%	40.1%	FAIL
Davis	Yolo	Measure I	\$99+/yr	streets/roads	10 yrs	57.2%	42.8%	FAIL
Downieville Fire Protection Dist	Sierra	Measure C	\$100/yr	fire/ems	none	53.7%	46.3%	FAIL
Cambria Community Services Di	San Luis Obispo	Measure A	\$62.15+/yrSF	fire	none	52.5%	47.5%	FAIL
Hughson Fire Protection District	Stanislaus	Measure U	\$130/yrSF	fire/ems	none	51.8%	48.2%	FAIL
Shasta Lake Fire Protection Distr	Shasta	Measure A	\$100+/yr	fire/ems	none	47.7%	52.3%	FAIL
Contra Costa County Service Are	Contra Costa	Measure S	\$812+/yr	police	none	44.0%	56.0%	FAIL
Lassen Library District	Lassen	Measure L	by \$22 to \$52/yr	library	none	35.8%	64.2%	FAIL
Ripon Consolidated Fire District	San Joaquin	Measure A	\$125/yrSF	fire	none	33.1%	66.9%	FAIL

School Bonds

There were 40 local school bonds on the ballot this election, including two requiring two-thirds voter approval and 38 that met the Proposition 39 (2000) criteria for 55% approval. Thirty-three passed, authorizing a total of \$3.724 Billion of school facility construction bonds. Both of the two-thirds vote measures failed.

School Bond Measures

<u>School District</u>	<u>County</u>	<u>Measure</u>	<u>Amount</u>	<u>Rate</u>	<u>YES%</u>	<u>NO%</u>	<u>Pass/Fail</u>
Mountain Elementary School District	Santa Cruz	Measure P	2,300,000	\$30/\$100k	75.7%	24.4%	PASS
Hawthorne School District	Los Angeles	Measure HSD	59,000,000	\$30/\$100k	73.8%	26.2%	PASS
Loma Prieta Joint Union School District	Santa Clara / Santa Cruz	Measure R	10,600,000	\$30/\$100k	72.4%	27.6%	PASS
Monterey Peninsula Unified School District	Monterey	Measure I	213,000,000	\$60/\$100k	69.9%	30.1%	PASS
Ravenswood City School District	San Mateo	Measure S	70,000,000	\$30/\$100k	69.7%	30.3%	PASS
Hueneme Elementary School District	Ventura	Measure B	34,200,000	\$30/\$100k	68.9%	31.1%	PASS
Los Banos Unified School District	Merced	Measure X	65,000,000	\$43/\$100k	68.2%	31.8%	PASS
Mountain View-Los Altos Union High School District	Santa Clara	Measure E	295,000,000	\$30/\$100k	68.0%	32.0%	PASS
Las Lomitas Elementary School District	San Mateo	Measure R	70,000,000	\$30/\$100k	67.9%	32.1%	PASS
San Lorenzo Unified School District	Alameda	Measure B	130,000,000	\$60/\$100K	67.8%	32.2%	PASS
Freshwater School District	Humboldt	Measure C	2,100,000	\$30/\$100k	66.3%	33.7%	PASS
Pacific Union School District	Humboldt	Measure E	5,600,000	\$30/\$100k	66.0%	34.1%	PASS
Rio Dell School District	Humboldt	Measure D	1,600,000	\$30/\$100k	65.9%	34.1%	PASS
Brittan Elementary School District	Sutter	Measure Y	4,000,000	\$30/\$100k	63.6%	36.4%	PASS
Harmony Union School District	Sonoma	Measure C	96,000,000	\$30/\$100k	63.2%	36.8%	PASS
West Sonoma County Union High School District	Sonoma	Measure A	910,000,000	\$30/\$100k	62.9%	37.1%	PASS
Mammoth Unified School District	Mono	Measure B	63,100,000	\$54.34/\$100k	62.6%	37.4%	PASS
Pacifica School District	San Mateo	Measure O	55,000,000	\$30/\$100k	62.6%	37.4%	PASS
Grass Valley School District	Nevada	Measure D	18,800,000	\$24/\$100k	62.1%	37.9%	PASS
Stockton Unified School District	San Joaquin	Measure C	156,380,000	\$49/\$100k	61.8%	38.2%	PASS
Redding School District	Shasta	Measure B	28,000,000	\$30/\$100k	61.6%	38.4%	PASS
Patterson Joint Unified School District	Santa Clara / Stanislaus	Measure V	33,852,058	\$60/\$100k	61.5%	38.5%	PASS
Alexander Valley Union School District	Sonoma	Measure B	6,000,000	\$28/\$100k	60.6%	39.4%	PASS
Beverly Hills Unified School District	Los Angeles	Measure BH	385,000,000	\$44/\$100k	60.6%	39.4%	PASS
El Tejon Unified School District	Ventura/Kern	Measure D	16,000,000	\$60/\$100k	58.0%	42.0%	PASS
Soledad Unified School District	Monterey	Measure G	25,210,000	\$57.78/\$100k	56.9%	43.1%	PASS
Laton Unified School District	Fresno	Measure B	7,000,000	\$60/\$100k	56.7%	43.3%	PASS
Oxnard Union High School District	Ventura	Measure A	350,000,000	\$30/\$100k	55.9%	44.1%	PASS
Jefferson Union High School District	San Mateo	Measure J	33,000,000	\$70/\$100k	55.8%	44.2%	PASS
Sierra Joint Community College District	El Dorado/ Placer/ Sacramento	Measure E	350,000,000	\$17/\$100k	55.5%	44.5%	PASS
Fortuna Elementary School District	Humboldt	Measure G	10,000,000	\$30/\$100k	55.5%	44.5%	PASS

School Bond Measures

<u>School District</u>	<u>County</u>	<u>Measure</u>	<u>Amount</u>	<u>Rate</u>	<u>YES%</u>	<u>NO%</u>	<u>Pass/F:</u>
Fortuna Elementary School District	Humboldt	Measure G	10,000,000	\$30/\$100k	55.5%	44.5%	PASS
Pleasant Valley School District	Ventura	Measure C	119,000,000	\$30/\$100k	55.2%	44.8%	PASS
Cabrillo Unified School District	San Mateo	Measure M	99,000,000	\$52/\$100k	55.1%	44.9%	PASS
Wiseburn Unified School District	Los Angeles	Measure W	29,000,000	\$19/\$100k	53.2%	46.8%	FAIL
Lompoc Unified School District	Santa Barbara	Measure Q	79,000,000	\$60/\$100k	50.8%	49.3%	FAIL
West Kern Community College Dist	Kern	Measure C	50,000,000	\$25/\$100k	48.4%	51.6%	FAIL
Owens Valley Unified School Distr	Inyo	Measure L	4,800,000	\$60/\$100k	45.0%	55.0%	FAIL
Lone Pine School District	Inyo	Measure K	6,000,000	\$60/\$100k	43.2%	56.8%	FAIL

School Bond Measures - Two-Thirds Vote

<u>Agency Name</u>	<u>County</u>	<u>Measure</u>	<u>Amount (millions)</u>	<u>Sunset</u>	<u>YES%</u>	<u>NO%</u>	<u>Pass/F:</u>
Westmorland Elementary School District	Imperial	Measure Z	10,000,000	\$98/\$100k	63.1%	36.9%	FAIL
Plumas Lake Elementary School District	Yuba	Measure G	20,000,000	\$72/\$100k	49.1%	50.9%	FAIL

School Parcel Taxes

There were twelve school parcel taxes this election. All passed except for a \$49 tax in the East Side Union High School District serving nineteen high schools in San Jose, Santa Clara County.

School Parcel Taxes (2/3 voter approval)

<u>Agency Name</u>	<u>County</u>	<u>Measure</u>	<u>Rate</u>	<u>Sunset</u>	<u>YES%</u>	<u>NO%</u>	<u>Pass/F:</u>
Happy Valley Elementary School District	Santa Cruz	Measure Q	\$99/yrSF	6 yrs	78.3%	21.7%	PASS
Ross Valley School District	Marin	Measure E	\$622+/yrSF	extend 8 yrs	75.5%	24.5%	PASS
Millbrae School District	San Mateo	Measure N	\$97/yrSF	5 yrs	74.7%	25.3%	PASS
Ravenswood City School District	San Mateo	Measure Q	\$196/yrSF	extend 8 yrs	74.4%	25.6%	PASS
Brisbane Elementary School District	San Mateo	Measure L	\$166/yrSF	extend 8 yrs	72.9%	27.1%	PASS
Hope School District	Santa Barbara	Measure S	\$79/yrSF	5 yrs	69.6%	30.4%	PASS
Manhattan Beach Unified School District	Los Angeles	Measure ME	\$225/yrSF	6 yrs	69.1%	30.9%	PASS
Belmont-Redwood Shores School District	San Mateo	Measure K	\$118/yrSF	5 yrs	67.7%	32.3%	PASS
Cambrian School District	Santa Clara	Measure H	\$84/yrSF	8 yrs	67.4%	32.6%	PASS
Little Lake City School District	Los Angeles	Measure LL	\$48/yrSF	extend 5 yrs	67.4%	32.6%	PASS
East Side Union High School District	Santa Clara	Measure G	\$49/yrSF	7 yrs	65.5%	34.5%	FAIL

San Francisco’s Measure G achieved the simple majority approval that the City Attorney determined was needed. The parcel tax placed on the ballot via initiative tax will be litigated.

School Parcel Tax - Majority Vote via Initiative

San Francisco Unified School District	San Francisco	Measure G	\$298+/yrSF	20 yrs	59.2%	40.8%	PASS
---------------------------------------	---------------	-----------	-------------	--------	-------	-------	------

Other Measures of Note

- Voters in San Diego County Service Area 113 (San Pasqual) repealed a road improvement parcel tax.
- Voters in City of Portola Valley (San Mateo County) approved a five year extension of a UUT rate reduction. Had the measure failed, the prior effective tax rate would have increased.
- Irvine voters approved a measure to require two-thirds vote of the city council to place any tax measure on the ballot.
- Three cities (Orland, Winters and Angels Camp) approved changing their elected city clerk and city treasurer positions to be appointed by their city councils.
- Richmond voters approved a ballot box budgeting measure to set aside a fixed percentage of general fund revenues for youth programs.
- Voters in the City of Santa Clara rejected a proposal to move to district elections with ranked choice voting.
- Measures to repeal term limits were turned down in National City and Pinole.

For more information: Michael Coleman 530-758-3952. coleman@muniwest.com

mc