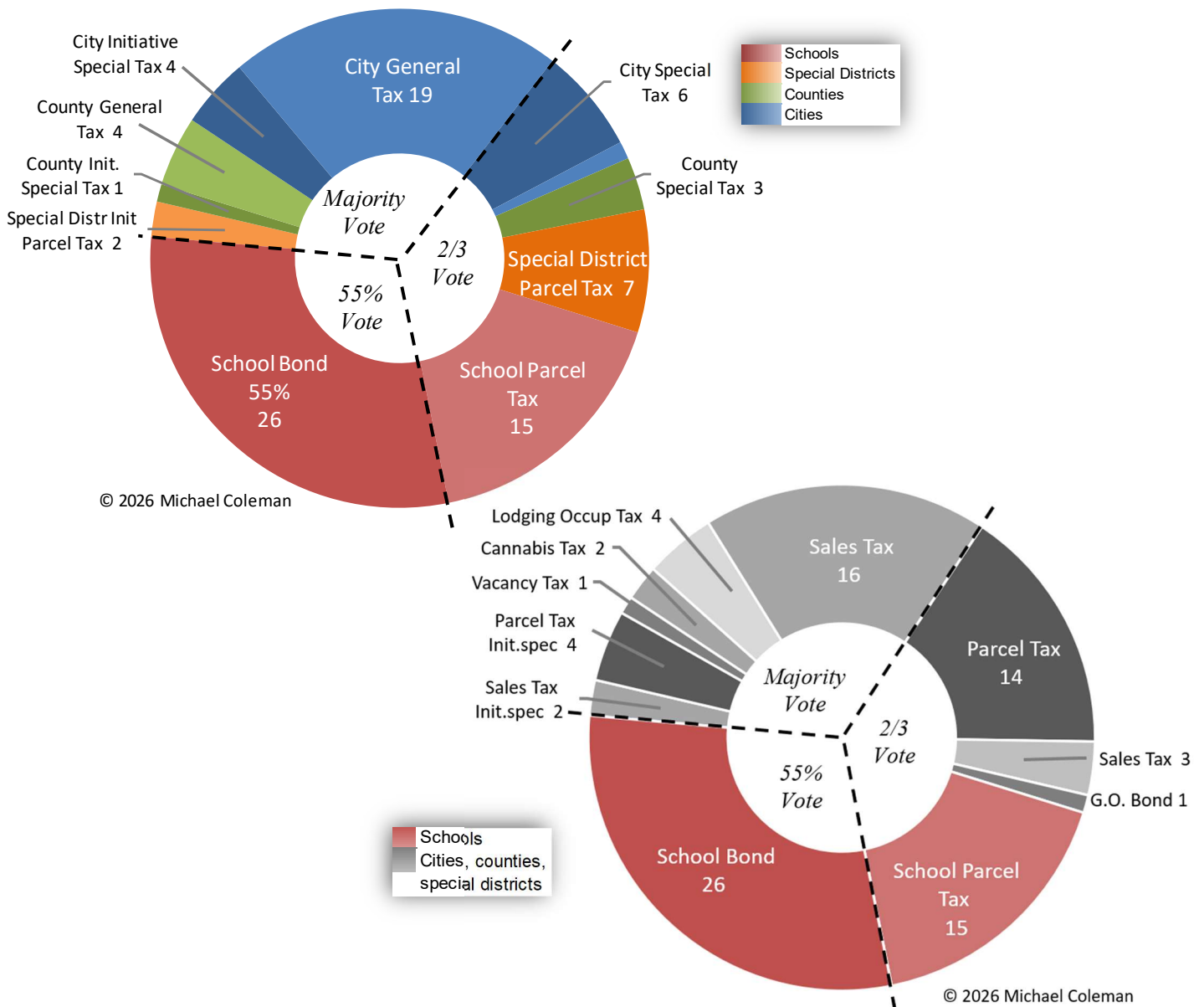


# Local Revenue Measure Results June 2026

There were over 110 local measures on the June 2, 2026 election in California. Among these were 88 measures affecting local taxes, fees or charges.

Among the 88 measures were 41 school measures including 26 school bond measures seeking a total of \$3.0 billion in school construction bond financing. There were 15 school parcel tax measures. There were 47 city, county and special district fiscal measures including 30 majority vote measures and 17 special taxes and bond measures requiring two-thirds voter approval. Among these were 21 add-on sales tax measures and 18 parcel taxes.

## Proposed Local Revenue Measures June 2026



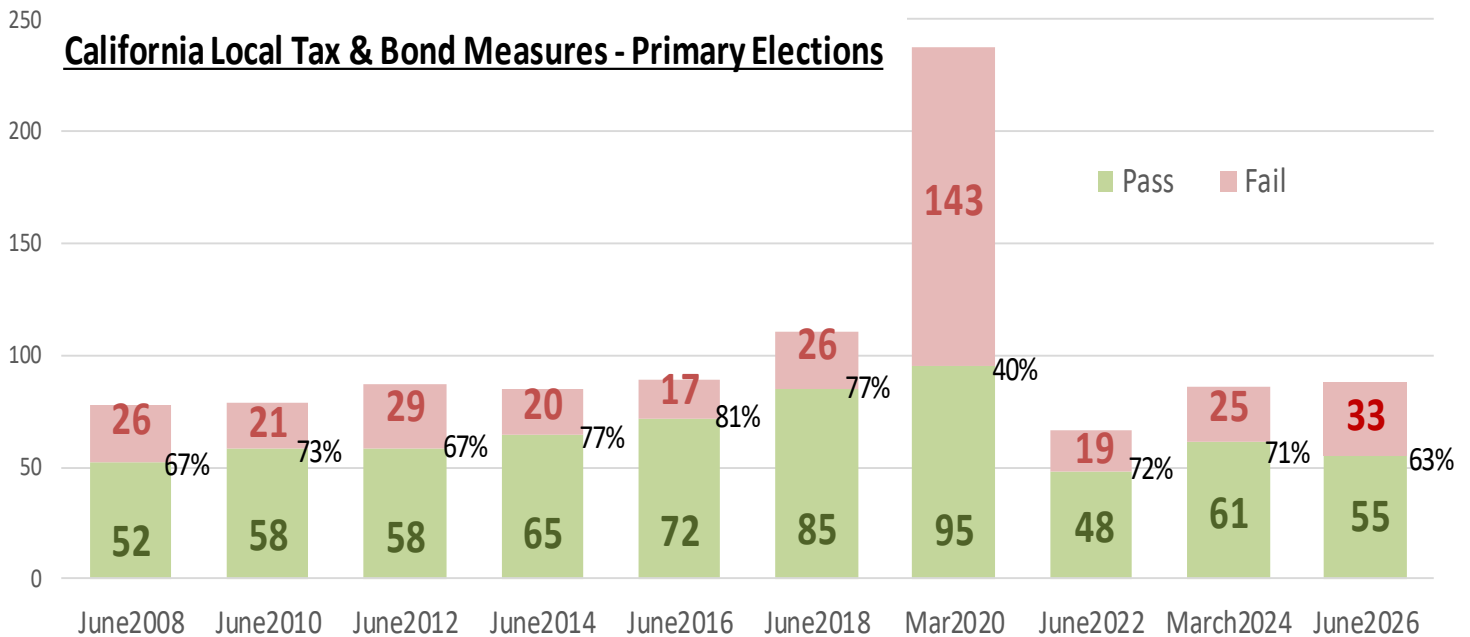
# Election Results

With all votes tabulated, 55 of the 88 tax or bond measures passed. This 63 percent passing rate is below most primary elections over the past 20 years.

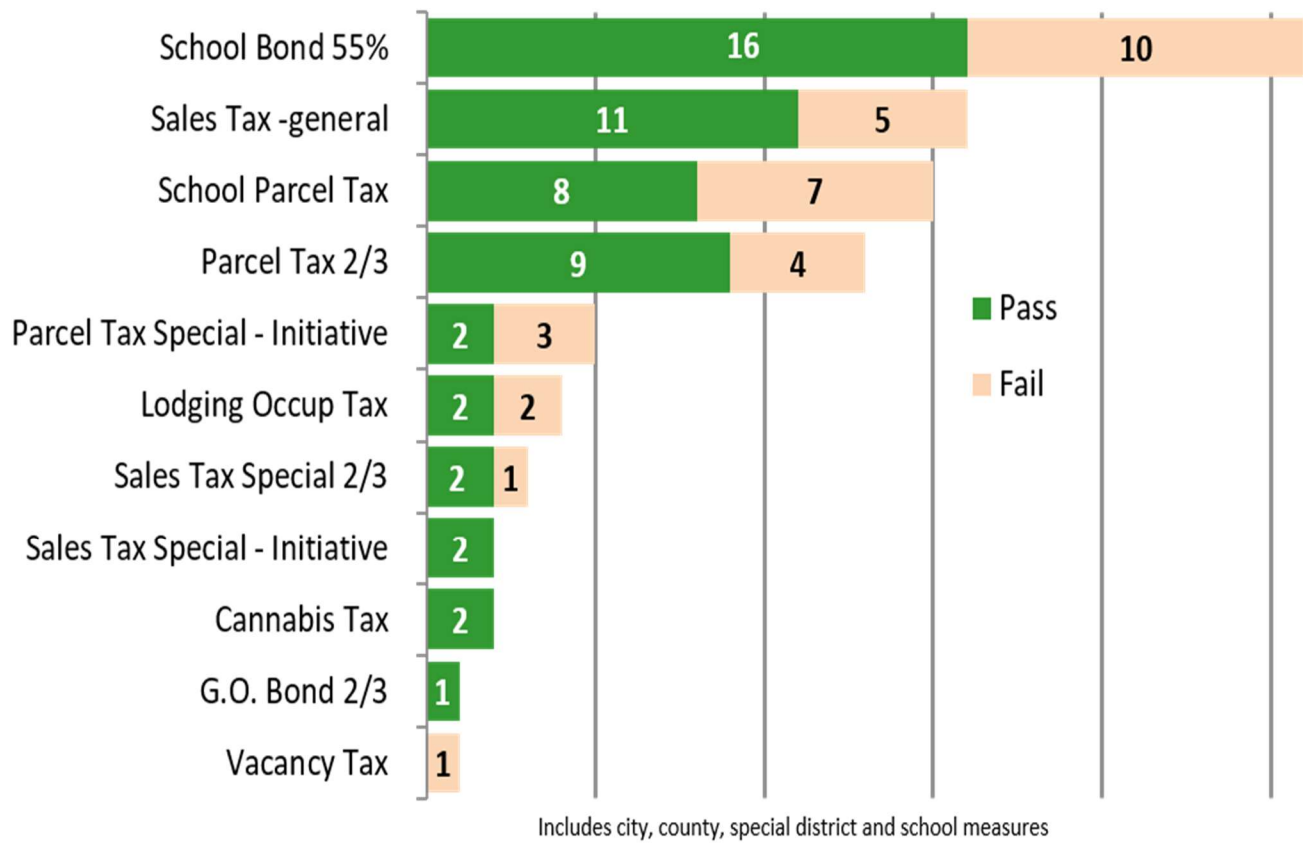
## Local Revenue Measures June 2026

	Total	Pass	Passing%
City General Tax (Majority Vote)	19	13	68%
County General Tax (Majority Vote)	4	2	50%
City Init. Special Tax (Majority Vote)*	4	1	25%
County Init. Special Tax (Majority Vote)*	1	1	100%
SpecDistrict Init. Tax -Majority Vote*	2	2	100%
City SpecialTax or G.O.bond (2/3 Vote)	7	4	57%
County Spec.Tax, G.O.bond (2/3 Vote)	3	3	100%
SpecDistrict Tax, G.O.bond (2/3 Vote)	7	5	71%
School ParcelTax (2/3 vote)	15	8	53%
School Bond (55% vote)	26	16	62%
<b>Total</b>	<b>88</b>	<b>55</b>	<b>63%</b>

*The City/County of San Francisco is counted as a city*



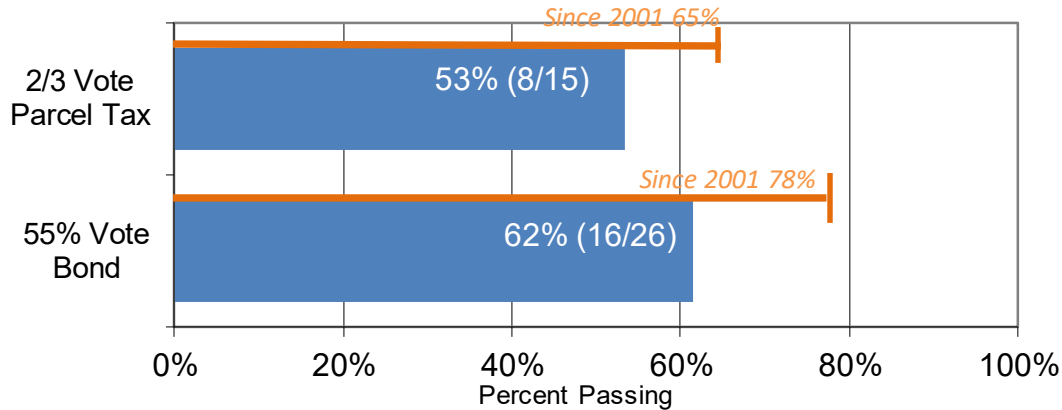
### California Local Tax & Bond Measures June 2026



# School Measures: Parcel Taxes and Bonds

Parcel taxes are non-*ad valorem* (rate per parcel) taxes. Proceeds from parcel taxes may be used to pay for operations.

School bonds are used for capital facilities and involve a borrowing that is paid back over time with an increase in the *ad valorem* property tax rate.



## School Parcel Taxes ✓

Parcel taxes are special taxes, requiring two-thirds voter approval.<sup>1</sup> In this election, there were 15 school parcel tax measures. Eight passed.

### School Parcel Taxes (2/3 voter approval)

Agency Name	County	Rate	Sunset	YES%	
Peralta Community College District	Alameda	Measure A \$48/yr extend	9 yrs	87.1%	PASS
Piedmont USD	Alameda	Measure H \$3,174/yr extend	none	82.4%	PASS
Lafayette Elementary SD	Contra Costa	Measure H \$585/yr extend	9 yrs	75.1%	PASS
Kentfield SD	Marin	Measure C \$1,990+/yr extend	10 yrs	75.0%	PASS
Ross Valley SD	Marin	Measure H \$1,282+/yr extend	10 yrs	73.7%	PASS
Mill Valley SD	Marin	Measure E \$1,754+/yr extend	8 yrs	73.6%	PASS
Moraga Elementary SD	Contra Costa	Measure I \$295/yr new	7 yrs	70.4%	PASS
Brisbane SD	San Mateo	Measure B \$166/yr extend	8 yrs	69.5%	PASS
Novato Unified SD	Marin	Measure G \$249/yr new	8 yrs	66.0%	FAIL
Walnut Creek Elementary SD	Contra Costa	Measure L \$95/yr new	9 yrs	64.7%	FAIL
Palo Alto Unified SD	Santa Clara	Measure B \$800/yr extend	4 yrs	62.4%	FAIL
Hayward USD	Alameda	Measure G \$98/yr new	5 yrs	62.3%	FAIL
Redwood City Elementary SD	San Mateo	Measure C \$17.50/sf/yr new	8 yrs	61.8%	FAIL
Mammoth Unified SD	Mono	Measure N \$99+/yr extend	7 yrs	57.9%	FAIL
Bellevue Union SD	Sonoma	Measure C \$49/yr new	4 yrs	54.0%	FAIL

<sup>1</sup> Exception for citizen initiative qualified measures.

## **School Bonds ✓**

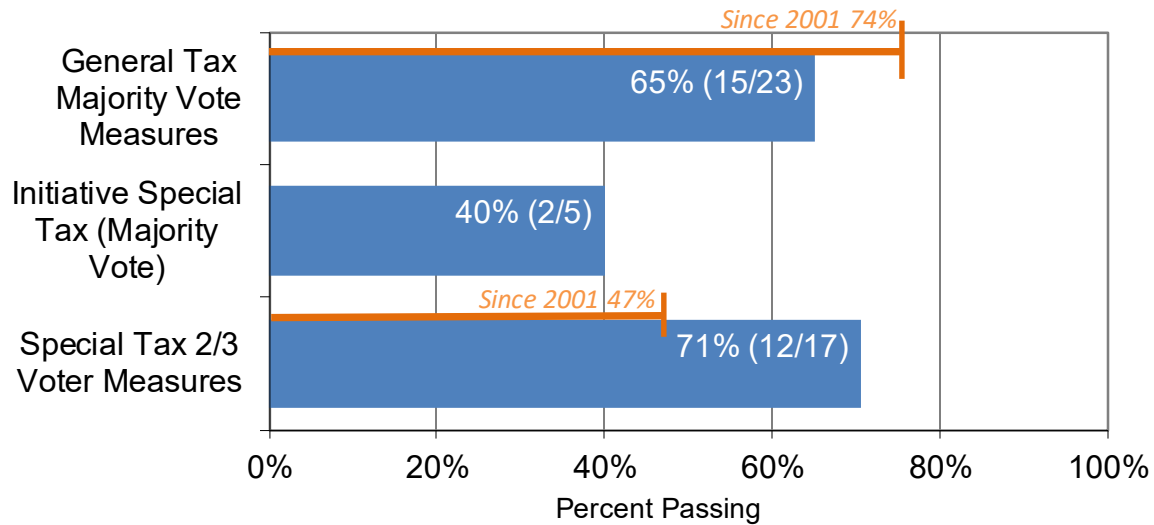
There were 26 local school bonds on the ballot this election, all requiring 55 percent approval, requesting over \$3.0 Billion in bond authorizations. Sixteen passed, approving a total of \$1.06 billion in bond financing for new school facilities.

### **School Bond Measures - 55% Approval**

<b>School District</b>	<b>County</b>	<b>Measure</b>	<b>Rate</b>	<b>Amount</b>	<b>YES%</b>	<b>NO%</b>	
South Pasadena Unified SD	Los Angeles	Measure SP	\$48/100k	128,000,000	<b>72.6%</b>	27.4%	<b>PASS</b>
Sausalito Marin SD	Marin	Measure I	\$8/100k	12,500,000	<b>68.8%</b>	31.2%	<b>PASS</b>
Ravenswood SD	San Mateo	Measure A	\$27.50/100k	70,000,000	<b>67.8%</b>	32.2%	<b>PASS</b>
Nevada City SD	Nevada	Measure H	\$30/100k	26,000,000	<b>66.7%</b>	33.3%	<b>PASS</b>
Larkspur-Corte Madera SD	Marin	Measure D	\$24/100k	44,000,000	<b>64.8%</b>	35.3%	<b>PASS</b>
La Canada Unified SD	Los Angeles	Measure LCF	\$29/100k	113,000,000	<b>61.6%</b>	38.4%	<b>PASS</b>
Lawndale Elementary SD	Los Angeles	Measure LL	\$30/100k	42,000,000	<b>60.8%</b>	39.2%	<b>PASS</b>
Trinidad Union SD	Humboldt	Measure B	\$30/100k	4,000,000	<b>58.5%</b>	41.5%	<b>PASS</b>
Compton Unified SD	Los Angeles	Measure CPT	\$60/100k	360,000,000	<b>58.4%</b>	41.6%	<b>PASS</b>
Frankly-McKinley SD	Santa Clara	Measure C	\$30/100k	142,000,000	<b>58.2%</b>	41.8%	<b>PASS</b>
Little Lake City Elementary SD	Los Angeles	Measure LR	\$30/100k	45,000,000	<b>57.6%</b>	42.4%	<b>PASS</b>
Little Lake City Elementary SD	Los Angeles	Measure LS	\$30/100k	45,000,000	<b>57.4%</b>	42.6%	<b>PASS</b>
Union Hill SD	Nevada	Measure J	\$30/100k	3,200,000	<b>57.1%</b>	42.9%	<b>PASS</b>
Weed Elementary SD	Siskiyou	Measure E	\$29/100k	4,900,000	<b>56.8%</b>	43.2%	<b>PASS</b>
Twin Hills Union Elementary SD	Sonoma	Measure A	\$30/100k	14,000,000	<b>56.7%</b>	43.3%	<b>PASS</b>
Weed Elementary SD	Siskiyou	Measure F	\$29/100k	4,900,000	<b>55.1%</b>	45.0%	<b>PASS</b>
Antelope Elementary SD	Shasta / Tehama	Measure T	\$30/100k	5,900,000	52.2%	<b>47.8%</b>	<b>FAIL</b>
Castro Valley Unified SD	Alameda	Measure B	\$52.50/100k	512,000,000	51.9%	<b>48.1%</b>	<b>FAIL</b>
Contra Costa CCD	Contra Costa	Measure G	\$10/100k	920,000,000	50.1%	<b>49.9%</b>	<b>FAIL</b>
Lakeport Unified SD	Lake	Measure B	\$53/100k	24,500,000	47.1%	<b>52.9%</b>	<b>FAIL</b>
Mendocino Lake CCD	Lake / Mendocino	Measure A	\$24/100k	98,000,000	45.4%	<b>54.6%</b>	<b>FAIL</b>
Bonita Unified SD	Los Angeles	Measure A	\$59/100k	256,000,000	45.2%	<b>54.8%</b>	<b>FAIL</b>
Oakley Union Elementary SD	Contra Costa	Measure K	\$30/100k	64,000,000	44.4%	<b>55.6%</b>	<b>FAIL</b>
Richmond Elementary SD	Lassen	Measure U	\$30/100k	1,400,000	44.1%	<b>55.9%</b>	<b>FAIL</b>
Sequoia Union Elementary SD	Tulare	Measure P	\$30/100k	3,400,000	44.1%	<b>55.9%</b>	<b>FAIL</b>
Oakley Union Elementary SD	Contra Costa	Measure J	\$28/100k	59,000,000	43.6%	<b>56.4%</b>	<b>FAIL</b>

## City, County and Special District Measures

Voters considered a variety of city, county and special district tax and bond measures.



### Local Add-On Sales Taxes (Transaction and Use Taxes) ✓

Voters considered thirteen city and three countywide general purpose majority vote add-on sales tax rates ranging from 0.25 percent to 1.25 percent. Eleven passed.

Transactions and Use Tax (Add-on Sales Tax) - General Tax - Majority Approval						
City	County	Measure	Rate	incr/ext	Sunset	YES%
Commerce	Los Angeles	Measure PC	1/4 cent	increase	none	73.0% <b>PASS</b>
Gardena	Los Angeles	Measure GG	1/4 cent	increase	none	64.9% <b>PASS</b>
San Marino	Los Angeles	Measure S	1 cent	increase	none	64.8% <b>PASS</b>
Fairfax	Marin	Measure J	1/4 cent	extend	none	62.9% <b>PASS</b>
Lomita	Los Angeles	Measure LW	1/4 cent	increase	none	61.8% <b>PASS</b>
La Puente	Los Angeles	Measure LP	1/2 cent	increase	(none)	61.3% <b>PASS</b>
Bell	Los Angeles	Measure BB	1 cent	increase	none	61.0% <b>PASS</b>
Perris	Riverside	Measure B	1 cent	increase	none	60.6% <b>PASS</b>
Bell Gardens	Los Angeles	Measure BG	1/4 cent	increase	(none)	56.8% <b>PASS</b>
Covina	Los Angeles	Measure CC	1/4 cent	increase	none	54.0% <b>PASS</b>
County of Los Angeles		Measure ER	1/2 cent	increase	5 yrs	50.6% <b>PASS</b>
Monterey	Monterey	Measure D	3/8 cent	increase	9 yrs	48.9% <b>FAIL</b>
Loma Linda	San Bernardino	Measure X	1 cent	increase	none	47.8% <b>FAIL</b>
County of Contra Costa		Measure B	5/8 cent	increase	5 yrs	42.6% <b>FAIL</b>
Riverside	Riverside	Measure Z	1.25 cent	extend	none	41.5% <b>FAIL</b>
County of Plumas		Measure B	1 cent	increase	12 yrs	29.9% <b>FAIL</b>

© 2026 Michael Coleman

There were also three add-on sales tax measures for specific purposes requiring two-thirds voter approval. Extensions of previously approved rates in Kingsburg and Truckee passed..

**Transactions and Use Tax (Add-on Sales Tax) - Special Tax - Two-Thirds Approval**

<u>Agency Name</u>	<u>County</u>		<u>Rate</u>	<u>Purpose</u>	<u>Term</u>		<u>YES%</u>	
Kingsburg	Fresno	Measure O	1 cent	fire/police	none	extend	76.5%	<b>PASS</b>
Truckee	Nevada	Measure K	1/2 cent	streets	none	extend	74.0%	<b>PASS</b>
Lompoc	Santa Barbara	Measure B	1/2 cent	streets	15 yrs	increase	46.6%	<b>FAIL</b>

Two add-on sales tax measures were placed on the ballot by citizens' initiative. Under recent court rulings, these measures require majority voter approval. The state constitutional requirement for a two-thirds vote for a special tax does not apply to a measure placed on the ballot by citizens' initiative.

Both measures passed. The Sonoma-Marín Measure B sales tax rate extension even exceeded the two-thirds approval level.

**Transactions and Use Tax (Add-on Sales Tax) - Initiative Special Tax - Majority Vote**

<u>Agency Name</u>	<u>County</u>		<u>Rate</u>	<u>Purpose</u>	<u>Term</u>		<u>YES%</u>	
Sonoma-Marín Area Rail Transit District		Measure B	1/4 cent	rail bike ped	30 yrs	extend	70.5%	<b>PASS</b>
Red Bluff	Tehama	Measure S	1 cent	streets	12 yrs	increase	60.4%	<b>PASS</b>

**Cannabis Business Operations Taxes ✓**

Voters in the City of Los Angeles and the County of San Benito approved revisions and increases to their cannabis business operations taxes.

**Cannabis Tax - Majority Vote General Use**

<u>Agency Name</u>	<u>County</u>		<u>YES%</u>	
Los Angeles	Los Angeles	Measure CB	72.0%	<b>PASS</b>
County of San Benito		Measure D	67.5%	<b>PASS</b>

**Lodging Occupancy Tax ✓**

There were four lodging occupancy tax increase measures on the ballot. Also called Transient Occupancy Tax (TOT) or Hotel Tax, these are all majority vote general purpose taxes.

**Lodging Occupancy Tax Measures: Majority Vote General Use**

<u>Agency Name</u>	<u>County</u>		<u>Rate</u>	<u>YES%</u>	
San Jose	Santa Clara	Measure A	by 2% to 6%	67.1%	<b>PASS</b>
Los Angeles	Los Angeles	Measure TC	extend 14% tax to online	57.7%	<b>PASS</b>
Los Angeles	Los Angeles	Measure TT	by 2% to 16%, 15% after 2028	47.1%	<b>FAIL</b>
Hanford	Kings	Measure T	by 4% to 12%	37.8%	<b>FAIL</b>

### **Parcel Taxes (non-school) ✓**

There were 13 non-school parcel taxes all placed on the ballot by city councils or special district governing boards. Nine attained the two-thirds voter approval needed to pass.

#### **City, County and Special District Parcel Taxes (2/3 vote)**

<b><u>Agency Name</u></b>	<b><u>County</u></b>		<b><u>Amount</u></b>	<b><u>Purpose</u></b>	<b><u>Term</u></b>	<b><u>YES%</u></b>	
Muir Beach CSD	Marin	Measure M	\$386+/yr	fire	10 yrs	89.2%	<b>PASS</b>
Fallen Leaf Lake CSD	El Dorado	Measure E	\$660/yr	fire ems	none	86.8%	<b>PASS</b>
County of El Dorado CSA 10F	El Dorado	Measure B	\$22.50+/sf/yr	library	20 yrs	75.5%	<b>PASS</b>
Shelter Cover Resort Imprv District	Humboldt	Measure A	by \$60 to \$140/yr	water/sewage/ electric	none	75.4%	<b>PASS</b>
San Rafael	Marin	Measure K	\$74.18+/yr	library	9 yrs	75.3%	<b>PASS</b>
Firehouse Community Park CSD	Marin	Measure L	\$150+/yr	park & rec	4 yrs	74.6%	<b>PASS</b>
Pasadena Glen CSD	Los Angeles	Measure B	\$800+/yr	streets	none	73.4%	<b>PASS</b>
County of El Dorado CFD 2000-1	El Dorado	Measure G		parks recr	30 yrs	72.4%	<b>PASS</b>
County of El Dorado CSA 10G	El Dorado	Measure C	\$25.50+/sf/yr	library	20 yrs	71.4%	<b>PASS</b>
Exeter Public Cemetery District	Tulare	Measure O	\$35/yr	cemetery		53.7%	<b>FAIL</b>
Soledad	Monterey	Measure A	\$233+/yr	fire ems	none	47.9%	<b>FAIL</b>
Gonzales	Monterey	Measure B	\$349+/yr	fire ems	none	47.6%	<b>FAIL</b>
Salida Fire Protection District	Stanislaus	Measure J	\$168/yr	fire ems		47.2%	<b>FAIL</b>

Five parcel tax measures were placed on the ballot by citizens' initiative. Under recent court rulings, these measures require majority voter approval. The state constitutional requirement for a two-thirds vote for a special tax does not apply to a measure placed on the ballot by citizens' initiative. The two measures special district passed.

#### **City, County and Special District Parcel Taxes - Initiative Special Tax - Majority Vote**

<b><u>Agency Name</u></b>	<b><u>County</u></b>		<b><u>Amount</u></b>	<b><u>Purpose</u></b>	<b><u>Term</u></b>	<b><u>YES%</u></b>	
Santa Clara Valley Open Space Authority	Santa Clara	Measure D	\$0.02/sf/yr	parks open-space	none	55.4%	<b>PASS</b>
Los Osos CSD	San Luis Obispo	Measure B	\$185/yr	parks recr	none	53.8%	<b>PASS</b>
Oakland	Alameda	Measure E	\$192/yr	fire police homeless	9 yrs	45.9%	<b>FAIL</b>
Palos Verdes Estates	Los Angeles	Measure PF	\$990+\$0.67/sf+	fire police	(none)	41.3%	<b>FAIL</b>
El Cerrito	Contra Costa	Measure C	\$0.17/sf/yr	library	30 yrs	30.4%	<b>FAIL</b>

**Vacancy Tax** ✓

Voters in the City of San Diego turned down a tax on empty homes (residential properties vacant more than 182 days per year), excluding owner-occupied primary residences and long-term rentals.

**Vacancy Tax - Majority Vote General Tax**

<u>Agency</u>	<u>County</u>		<u>Rate</u>	<u>Term</u>	<u>YES%</u>
San Diego	San Diego	Measure A	\$8k/yr. \$10k+/yr after 2027	none	46.9% <b>FAIL</b>

**General Obligation Bonds** ✓

Voters in San Francisco approved a \$535 million bond measure to improve facilities and infrastructure related to fire, earthquake, and emergency response.

**City, County and Special District General Obligation Bond Measures (2/3 vote)**

<u>Agency</u>		<u>Tax Rate</u>	<u>Bond Amount</u>	<u>Purpose</u>	<u>YES%</u>
San Francisco	Measure A	\$7.45/100k	\$ 535,000,000	earthquake	76.8% <b>PASS</b>

\*\*\*\*\*

For more information: Michael Coleman 530-758-3952. [coleman@muniwest.com](mailto:coleman@muniwest.com)